

**SJIF Impact Factor : 7.032**  
**ISI I.F.Value : 1.188**

**ISSN (Online): 2455-3662**  
**DOI: 10.36713/epra2013**



*EPRA International Journal of*  
**MULTIDISCIPLINARY RESEARCH**  
**(IJMR)**

*Monthly, Peer Reviewed (Refereed) & Indexed International Journal*

**Volume - 6 Issue - 10 October 2020**



**Chief Editor**  
**Dr. A. Singaraj, M.A., M.Phil., Ph.D.**

**Managing Editor**  
**Mrs.M.Josephin Immaculate Ruba**  
**Editorial Advisors**

1. **Dr.Yi-Lin Yu, Ph. D**  
Associate Professor,  
Department of Advertising & Public Relations,  
Fu Jen Catholic University,  
Taipei, Taiwan.
2. **Dr.G. Badri Narayanan, PhD,**  
Research Economist,  
Center for Global Trade Analysis,  
Purdue University,  
West Lafayette,  
Indiana, USA.
3. **Dr. Gajendra Naidu.J., M.Com, LL.M., M.B.A., PhD. MHRM**  
Professor & Head,  
Faculty of Finance, Botho University,  
Gaborone Campus, Botho Education Park,  
Kgale, Gaborone, Botswana.
4. **Dr. Ahmed Sebihi**  
Associate Professor  
Islamic Culture and Social Sciences (ICSS),  
Department of General Education (DGE),  
Gulf Medical University (GMU), UAE.
5. **Dr. Pradeep Kumar Choudhury,**  
Assistant Professor,  
Institute for Studies in Industrial Development,  
An ICSSR Research Institute,  
New Delhi- 110070.India.
6. **Dr. Sumita Bharat Goyal**  
Assistant Professor,  
Department of Commerce,  
Central University of Rajasthan,  
Bandar Sindri, Dist-Ajmer,  
Rajasthan, India
7. **Dr. C. Muniyandi, M.Sc., M. Phil., Ph. D,**  
Assistant Professor,  
Department of Econometrics,  
School of Economics,  
Madurai Kamaraj University,  
Madurai-625021, Tamil Nadu, India.
8. **Dr. B. Ravi Kumar,**  
Assistant Professor  
Department of GBEH,  
Sree Vidyanikethan Engineering College,  
A.Rangampet, Tirupati,  
Andhra Pradesh, India
9. **Dr. Gyanendra Awasthi, M.Sc., Ph.D., NET**  
Associate Professor & HOD  
Department of Biochemistry,  
Dolphin (PG) Institute of Biomedical & Natural Sciences,  
Dehradun, Uttarakhand, India.
10. **Dr. D.K. Awasthi, M.SC., Ph.D.**  
Associate Professor  
Department of Chemistry, Sri J.N.P.G. College,  
Charbagh, Lucknow,

ISSN (Online) : 2455 - 3662  
SJIF Impact Factor :7.032  
ISI.I.F. Value : 1.188  
DOI : 10.36713/epra2013



EPRA International Journal of  
**Multidisciplinary  
Research**

Monthly Peer Reviewed & Indexed  
International Online Journal

Volume: 6 Issue: 10 October 2020

Indexed By:



 Published By :EPRA Publishing

CC License





# EPRA International Journal of Multidisciplinary Research (IJMR)

Peer Reviewed Journal|| Journal DOI URL: <https://doi.org/10.36713/epra2013>

## CONTENTS

S.NO	TITLE	AUTHOR/S	PAGES
1	PHILOSOPHICAL COMPARATIVE ANALYSIS OF THE CONCEPTS OF "INTELLIGENCE" AND "CULTURE OF INTELLIGENCE"	Radjapov Odilbek Babanazarovich	1-4
2	A STUDY ON CUSTOMER SATISFACTION TOWARDS SETC WITH REFERENCE TO COIMBATORE CITY	Mr. A. David, Mr. Elvis. A	5-8
3	ASSESSMENT OF LEARNING ENGAGEMENT AMONG SENIOR SECONDARY SCHOOL STUDENTS DURING ONLINE LEARNING PROGRAMS IN RIVERS STATE	Longjohn, Ibiene Tandi (PhD.), Ogwurumba, Ifunanya, Ajala, Ibrahim	9-13
4	OPTIMIZATION OF QUALITY OF SERVICE IN WIRELESS SENSOR NETWORK USING DIJKSTRA'S ALGORITHM AND FLOYD-WARSHALL ALGORITHM	Lallan Kumar, Vikram Singh	14-30
5	TERTIARY STUDENTS' ENGAGEMENT WITH PROFESSIONAL LEARNING NETWORKS AND EMERGING TECHNOLOGIES IN LEARNING: THE CASE OF A COASTAL UNIVERSITY IN WEST AFRICA	Bernard Wiafe Akaadom (PhD), Florence Afua Takramah, Gloria Bless Anagbonu	31-38
6	MIMICRY AND QUEST FOR IDENTITY: A STUDY OF ARVIND ADIGA'S THE WHITE TIGER <a href="https://doi.org/10.36713/epra5337">https://doi.org/10.36713/epra5337</a>	Subham Ghosh	39-42
7	CRIMINAL PROCEEDINGS AGAINST MINORS: INTERNATIONAL STANDARDS AND NATIONAL LEGISLATION	Saidvaliev Rakhmatulla Umarovich, Sharipov Azam Azimjanovich	43-44
8	SATIRE ON REALITY IN THE STORY "MATTRESS" BY A.F. PISEMSKY	Egamnazarova Zulkhumor Kodirovna	45-46
9	ARABIC WRITING IN THE II-VII CENTURIES AND IT'S REFLECTION IN THE KARAN	Hasanxon Yahyo Abdulmajid	47-51
10	THE IMPORTANCE OF PROJECT WORK IN TEACHING UZBEK LANGUAGE	Dilnoza Yuldasheva(PhD)	52-53
11	ECONOMIC MECHANISMS FOR MODELING THE FORMATION OF THE MANAGEMENT OF PRESCHOOL EDUCATION	Ganiev E. Eshonkulov X.M	54-56
12	THE IMAGE OF SAGES IN DIDACTIC WORKS	Zaripova Dilfuza Bakhtiyorovna	57-60
13	THE ART OF ABDULLA ARIPOV'S POEMS	Kurbanova Charros Botir qizi	61-63
14	TRENDS IN THE DEVELOPMENT OF NORMATIVE AND LEGAL ACTS IN THE FIELD OF INVESTMENT IN OUR COUNTRY	Khalbaev Rasulbek	64-66

15	THE EXRESSION OF ACTUALITY AND TAXIS IN GERMAN AND THEIR UZBEK CORRESPONDENCES <a href="https://doi.org/10.36713/epra4223">https://doi.org/10.36713/epra4223</a>	ZOIROV A.A.	67-72
16	ZAHIR-AD-DIN MUHAMMAD BABUR-POET, HISTORIAN AND POLITICIAN	Kurbanbayev Dauilbay Jailaubayevich	73-75
17	THE EFFECT OF RETURN ON ASSETS, FREE CASH FLOW, AND DEBT TO EQUITY RATIO ON COMPANY VALUE <a href="https://doi.org/10.36713/epra5329">https://doi.org/10.36713/epra5329</a>	Putri Renalita Sutra Tanjung	76-84
18	PROBLEMS OF THE IMPACT OF GROUNDWATER IN KHOREZM REGION GROWING LOW-GROWING SEEDLINGS OF GROWTH APRON AND PEAR IN PEGANT SOILS	Yusupova Malohat Sadillayevna	85-88
19	SUBSTITUTING TRADITIONAL ASSESSMENT TYPES WITH ALTERNATIVE ASSESSMENT IN HEES: PROBLEMS AND SUGGESTIONS	Guzal Jalilova G'ulomovna	89-91
20	THE INFLUENCE OF TOXIC AND ECOLOGICALLY HARMFUL COMPONENTS ON THE ENVIRONMENT	Bakakhonov A.A., Kalonov R.M., Yakhshieva Z.Z.	92-94
21	INNOVATIVE TOOLS OF DEVELOPING AUDIT ACTIVITY IN UZBEKISTAN	Rakhmatov Jasur Uktamovich	95-96
22	THE TERM SYSTEM "FORMS OF ENTREPRENEURIAL ACTIVITY" IN ENGLISH AND UZBEK AND METHODS OF ITS TRANSLATION	Rakhmonova Sardora Muminjanovna	97-102
23	ISSUES AND CHALLENGES OF GEOGRAPHICAL INDICATION IN INDIA <a href="https://doi.org/10.36713/epra5323">https://doi.org/10.36713/epra5323</a>	Kumari Youkta, Shreya Nupur	103-108
24	A STUDY ON CUSTOMERS SATISFACTION TOWARDS ONLINE BANKING TRANSACTIONAL SERVICE WITH SPECIAL REFERENCE TO COIMBATORE CITY	Kousika.R, Mrs.Ramya, M.Com.,M.B.A.,PGDRM.,PhD.	109-113
25	THE ROLE OF HR AUDITING IN INCREASING THE LEVEL AND POTENTIALOF HUMAN RESOURCES MANAGEMENT <a href="https://doi.org/10.36713/epra4277">https://doi.org/10.36713/epra4277</a>	Shukhrat Sattarov	114-115
26	THE ROLE OF METHODS IN TEACHING FOREIGN LANGUAGES	Murodullayeva Zebiniso Odil qizi	116-117
27	BOYCOTT CHINA? TIME FOR REALITY CHECK AND NO BLABLA <a href="https://doi.org/10.36713/epra5295">https://doi.org/10.36713/epra5295</a>	Dr.Satabdi Roy Choudhury, Dr.Nilotpal Saha	118-128
28	ON THE QUESTION OF THE HISTORICAL INTERDEPENDENCE OF LANGUAGE AND KNOWLEDGE	Yusupova Z.K.	129-131
29	ACHIEVING GENDER EQUALITY IS A CRITERION FOR THE DEVELOPMENT OF SOCIETY <a href="https://doi.org/10.36713/epra4266">https://doi.org/10.36713/epra4266</a>	Mahfuzakhon Khuja kizi Shamsieva	132-134
30	A STUDY ON THE COMPARISON OF ATTITUDE TOWARDS COMPETITION OF FEMALE FOOTBALL PLAYERS IN NATIONAL AND JUNIOR NATIONAL LEVEL IN SRI LANKA	P.G.T.N. Perera	135-143



	<a href="https://doi.org/10.36713/epra5364">https://doi.org/10.36713/epra5364</a>		
31	IGNORED HISTORY - FACED MYSTERY	Mr.Mervin Felix Caleb	144-146
32	THE NUMERICAL SOLUTION BY THE METHOD OF DIRECT INTEGRALS OF DIFFERENTIATION OF EQUATIONS HAVE AN APPLICATION IN THE GAS FILTRATION THEOREM <a href="https://doi.org/10.36713/epra5368">https://doi.org/10.36713/epra5368</a>	Abdujabbor Abdurazakov, Nasiba Makhmudova, Nilufar Mirzamakhmudova	147-153
33	RELATIONSHIP BETWEEN TWO GIANT EAST ASIAN COUNTRIES' EXCHANGE RATES AND STOCK PRICES IN INDIA	Dr. Mohd. Asif Khan, Dr. Mohammad Athar Noor, Dr. Mohd Motasim Ali Khan	154-162
34	SOCIAL ENGINEERING ATTACKS AND THE CORONA VIRUS PANDEMIC	Ajayi Adebowale. O., Ajayi Oluwabukola. F	163-168
35	STUDY ON COPING AMONG PARENTS WITH CHRONIC ILL CHILD <a href="https://doi.org/10.36713/epra5343">https://doi.org/10.36713/epra5343</a>	Mera Thomas, Sannet Thomas	169-172
36	DETERMINANTS OF ENTREPRENEURIAL ORIENTATION: A STUDY OF RURAL ENTREPRENEURS IN JIANGSU PROVINCE, CHINA <a href="https://doi.org/10.36713/epra5408">https://doi.org/10.36713/epra5408</a>	Michael Verner Menyah, Jincai Zhaung, Charles Dwumfour Osei, Rejoice Akrashie, Enoch Darkwah	173-185
37	A STUDY ON ARABIC DRAMA 'THE MAN WHO ABANDON' صمد الذى الرجل	Dr. Irshad Ahmad Mir	186-187
38	ANTIPHOSPHOLIPID SYNDROME AND THE RELATIONSHIP WITH CEREBROVASCULAR DISEASE <a href="https://doi.org/10.36713/epra4313">https://doi.org/10.36713/epra4313</a>	O.Y. Bustanov, Y.N. Madjidova, N.A. Nasirdinova, O.B. Kuchkarova, M.A. Mamatov	188-192
39	THE NURSES AS HEALTHCARE WARRIORS IN COVID-19: PUBLIC HEALTH PERSPECTIVE <a href="https://doi.org/10.36713/epra5406">https://doi.org/10.36713/epra5406</a>	Prof. Dr. Gitumoni Konwar, Ms. Urmijyoti Deori	193-197
40	RECENT TIE UP OF SBI WITH ITS ASSOCIATES: A PROBE OF PRE AND POST-MERGER ATTAINMENT THROUGH THE LENS OF CAMELS FRAMEWORK <a href="https://doi.org/10.36713/epra5418">https://doi.org/10.36713/epra5418</a>	Rajashree Upadhyay, Dr. Mahesh Kumar Kurmi	198-210
41	MODIFIED THERAPEUTIC WORK PROGRAM (MTWP) FOR WRIST INJURIES <a href="https://doi.org/10.36713/epra0600">https://doi.org/10.36713/epra0600</a>	Surendra Kumar Meena, Neha Jain	211-218
42	MICROFINANCE IN INDIA: PERFORMANCE, PROBLEMS & POLICY	Rajiv Gurung	219-223
43	CONTEXT AND TEXT RELATIONSHIP	Gafarova Zumrad Zokhirjonovna	224-226
44	AN EMPIRICAL STUDY ON FEELINGS OF AGED PEOPLE RESIDING AT OLD AGE HOME	Vinaya S N	227-229
45	IMPACT OF BRAND ADVERTISEMENT ON PURCHASE OF CONSUMER DURABLES IN BANGALORE CITY, INDIA-AN ECONOMETRIC ANALYSIS	Dr.N.Raghavendra, Dr. Siddayya	230-245
46	A STUDY ON ENCOUNTERS FACED BY SCHOOL TEACHERS UNDER VIDYAGMA SCHEME DURING COVID -19	Ramesh M	246-252
47	THE PROBLEM OF LANGUAGE IN RELATION TO MIND AND THOUGHT: A PHILOSOPHICAL VIEW	Vijay Vishal	253-257
48	SOGDIANS IN CHINA	Mamasiddikov Anvarjon	258-262
49	TRENDS FOR OPTIMIZATION OF	Assoc. Prof. Dr. Kamen Petrov	263-268

	TERRITORIAL GOVERNANCE AND MODELING OF REGIONAL DEVELOPMENT IN BULGARIA <a href="https://doi.org/10.36713/epra5497">https://doi.org/10.36713/epra5497</a>		
50	ROLE OF TRIBAL VANA SAMRAKSHANA SAMITHI(VSS) MEMBERS IN BUILDING FOREST PROTECTION AND ECO-TOURISM AT VAZHACHAL ECO-TOURISM AREA IN THRISSUR DISTRICT OF KERALA	Dr. Antony J Kuttancherry, Dr. P Arunachalam	269-277
51	KNOWLEDGE LEVEL REGARDING ANEMIA AMONG ADOLESCENT GIRLS IN DHARWAD, KARNATAKA <a href="https://doi.org/10.36713/epra5485">https://doi.org/10.36713/epra5485</a>	Sylvia Borgis, Mahalakshmi B Kandakur, Usha Malagi	278-283
52	WOMEN REPRESENTATION AND RURAL DEVELOPMENT THROUGH PANCHAYATI RAJ SYSTEM IN INDIA- EMERGING TRENDS AND CHALLENGES <a href="https://doi.org/10.36713/epra5490">https://doi.org/10.36713/epra5490</a>	Dr. Sanjeev.C. Shirpurkar	284-289
53	ORO-DENTAL CARE: A HOLISTIC NATURAL APPROACH	Dr Adarsh C Ravi, Dr Deeraj B C, Dr Ashwini M J	290-293
54	MANAGERS' PROPENSITY FOR PARTICIPATIVE DECISION MAKING IN BANGLADESH AND MALAYSIA: A COMPARATIVE STUDY <a href="https://doi.org/10.36713/epra5466">https://doi.org/10.36713/epra5466</a>	Lt Col Md Enamul Islam, psc, Barrister Shahrina Razzaque Juhi, Dr Valliappan Raju	294-302
55	ACQUIRING OF THE CULTURAL HERITAGE OF THE PEOPLES OF TURKESTAN BY THE RUSSIAN EMPIRE <a href="https://doi.org/10.36713/epra4316">https://doi.org/10.36713/epra4316</a>	Nodira Ibragimovna Alimova	303-308
56	ESTIMATED DEMAND OF BIO PESTICIDES IN INDIA-A VIVID PICTURE <a href="https://doi.org/10.36713/epra5476">https://doi.org/10.36713/epra5476</a>	Dr.V.Gurumoorthy	309-311
57	THE PROBLEM OF MEASURING LARGE CURRENTS WITH THE HELP OF CURRENT SENSORS	Khushbokov Bakhtiyor Khudoymurodovich, Ulugov Bazar Dzhumaevich, Jurayev Abdurasul Choriyevich, Odinayev Rustam Qurbonaliyevich, Turaxonov Mengqobil Ishbayevich	312-318
58	COMPARATIVE ANALYSIS OF MODERN CURRENT CONVERTERS	Khushbokov Bakhtiyor Khudoymurodovich, Ulugov Bazar Dzhumaevich, Khudaynazarov Salimjon Khushbokovich, Omonov Fakhriddin	319-325
59	ATOPIIC DERMATITIS AND THE DIGESTIVE TRACT	M.Kh. Mirrakhimova, N.U. Nishonboyeva, I.G. Talipovna	326-328
60	FORMATIONS OF CONGENITAL DEFECTS OF FACE OF EXOGENOUS CHARACTER	Azimov Mukhamadzhon Ismoilovich, Tarinova Margarita Vladimirovna, Shigakova Lutsiya Anvarovna, Azimov Ibrohimzhon Muhamadzhon son	329-331
61	THE ENTRY OF THE BUKHARA EMIRATE AND THE KHIVA KHANATE INTO SINGLE	Safarov T.T.	332-334

	CUSTOMS SYSTEM AND ITS CONSEQUENCES		
62	TECHNIQUES FOR WORKING WITH TEXT IN LITERARY READING LESSONS	Toyirova Nazokat Mohirovna	335-339
63	MODERN FORMS OF MATH LESSONS IN PRIMARY SCHOOLS	Saidova Gavkhar Ergashevna	340-344
64	METHODS OF WORKING WITH TEXT IN LITERARY READING LESSONS IN ELEMENTARY SCHOOL	Ismatov Sobirjon Raximqulovich	345-347
65	THEORETICAL FOUNDATIONS OF WORK ON TEXT ANALYSIS IN PRIMARY SCHOOL	Davronov Dilshod Ismoilovich	348-351
66	ARTICULATORY GYMNASTICS IN READING LESSONS AND CORRECTIONAL CLASSES IN CORRECTIONAL CLASSES	Yodgorova Gulruh Farxodovna	352-356
67	QUALITY AND EFFECTIVENESS FOR DESIGN OF LEARNING OUTCOMES IN THE LANGUAGE TEACHING	Alijon Hamroyev	357-362
68	THEORETICAL FOUNDATIONS OF WORK ON TEXT ANALYSIS IN PRIMARY SCHOOL	Davronov Dilshod Ismoilovich	363-366
69	BLOG AS A TYPE OF ELECTRONIC COMMUNICATION	Zakirova Feruza Makhmudova, Bobomukhamedova Shoir Agzamovna	367-369
70	METACOGNITIVE STRATEGY FOR VOCABULARY LEARNING	Vazirakhon Rustamovna Ochilova	370-373
71	STUDY OF THE PROCESS OF INTERACTION OF RADIATION WITH A CONTROLLED SILKWORM COCOON	Butaev Tukhtasin	374-382
72	MATHEMATICAL MODELING AND ASSESSMENT OF THE TENSION STATE IN THE THREAD CONNECTION OF WORKWEAR PARTS	Shin Illarion Georgievich, Bebutova Nargiza Narzullaevna, Pulatova Sabohat Usmanovna	383-389
73	CREATION OF NEW TECHNOLOGY OF COAL BRIQUETTE MANUFACTURING	Abduraxmonov O.R., Qobilov H. Kh., Abidov K.Z.	390-393
74	THE PROBLEMS OF THE INCREASING THE EFFICENCY OF THE PARLIAMENTARY CONTROL IN THE REPUBLIC OF UZBEKISTAN	Turdiyev Xayitjon Usmonqul ugli	394-399
75	CHANGES IN THE UNIVERSITY EDUCATION SYSTEM OF UZBEKISTAN AND INTERNATIONAL COOPERATION	D.I. Vasieva	400-402
76	CHANGES IN THE ECONOMIC AND TAX SYSTEM OF THE SYRDARYA REGION (THE SECOND HALF OF THE XIX CENTURY AND EARLY XX CENTURY)	Tursunova Gavhar	403-405
77	THE USE OF ALTERNATIVE ENERGY SOURCES IN THE MOUNTAINOUS REGIONS OF THE JIZZAKH REGION OF UZBEKISTAN	Asror Mustafakulov, Fazliddin Arzikulov, Orif Olimov	406-409
78	THE NAMES OF PLACES ASSOCIATED WITH FOLK CRAFTS IN SADRIDDIN AINI'S "MEMORIES"	Jumayev Ro'ziqul Xoliqulovich	410-412
79	FROM THE HISTORY OF ANCIENT CITIES OF NORTHERN BAKTARIA OF THE KUSHAN PERIOD	Nazarov Khumoyun Alisherovich	413-416
80	A STUDY ON BRIDGING THE HR ANALYTICS GAP WITH REFERENCE TO SELECTED ORGANISATIONS IN	A.Satheesh	417-427

	BANGALORE CITY		
81	STAGES OF SOCIO-ECONOMIC DEVELOPMENT OF UZBEKISTAN DURING THE YEARS OF INDEPENDENCE	Tursunov Jovli Narzulloyevich	428-430
82	STATISTICAL REGULARITIES OF THE LOCATION OF GOLD OBJECTS IN THE DOMESZOIC STRUCTURAL AND FORMATION COMPLEXES OF UZBEKISTAN	Koloskova S.M, Movlanov J.J.	431-434
83	FORMATION OF FLEXIBILITY OF THINKING IN PRESCHOOLERS	Ashurov Nazar Rakhmatullayevich, Bobomuratov Eshmamat Norbadalovich, Achilov Obid Muzrobovich, Urozov Fakhiriddin Isakovich	435-436
84	THE INTERPRETATIONS OF THE NOTION "CONCEPT"	Umarova Nargiza Rustamovna	437-439
85	PROCESS OF TRAINING AND SOCIAL CHANGE OF AGRICULTURAL SPECIALISTS IN THE SOUTHERN REGIONS OF UZBEKISTAN	Botirova Khalima Eshmamatovna	440-443
86	THE POLICY OF REPRESSION IMPLEMENTED BY THE SOVIET GOVERNMENT IN THE 40-50s OF THE XX CENTURY AND ITS NEGATIVE CONSEQUENCES (in the example of Namangan region)	Haydarov Zahiriddinbobir Umarovich	444-447
87	COSMOSTRUCTURAL FEATURES AND STRUCTURAL-TECTONIC ANALYSIS OF THE MALGUZAR SQUARE (MALGUZAR MOUNTAINS)	Movlanov J.J., Goipov A.B.	448-450
88	AUTOMATED DETECTION OF PROSPECTIVE SITES RELATION TO SPECTRAL CHANNELS KOSMOSNIMKA AND FAMOUS REFERENCES OF THE MALGUZAR AREA (MALGUZAR MOUNTAINS)	Goipov A.B., Movlanov J.J.	451-455
89	VISUAL ACTIVITIES OF PRESCHOOL CHILDREN	D.Khudoyqulova, N.Ismailova	456-459
90	METAPHORS IN MODERN UZBEK LITERATURE AS A METHODOLOGICAL TOOL (ON THE EXAMPLE OF THE WORK OF ZULFIYA, O.HAJIYEVA, H.KHUDAYBERDIYEVA)	Izbosarova Shahnoza,	460-463
91	HISTORY AND METHODOLOGY OF ACTION GAMES IN PRIMARY EDUCATION	Zayniddinov Tojiddin Bakhriddinovich	464-466
92	METHODS AND TECHNIQUES FOR ASSESSING THE COMPETENCIES OF YOUNGER CLASSES IN THE LITERARY READING LESSONS	Mamatova Gulshan Amankulovna	467-469
93	THE PLACE OF DESIGN IN HUMAN LIFE AS AN ART FORM	Khodzhaeva Umida Muratovna, Usmanova Nargiza Alimzhonovna	470-472
94	USE OF PEDAGOGICAL MONITORING AND PEDAGOGICAL DIAGNOSTICS AS A MEANS OF DEVELOPING TEACHERS' SKILLS	Najmiddinov Jobir Zokirovich, Kasimova Yulduz Malikovna, Aralov Husanboy Tursunmuhammadovich	473-475
95	IMPROVING THE DESIGN OF YOUTH	Hasanov Azamat Ozodovich,	476-479



	INNOVATIVE - CREATIVE AND DEVELOPMENT SCIENTIFIC CENTERS	Qosimov Ilhom Maribovich	
96	USING MODELS IN TEACHING DRAWING	UT Rikhsiboev, H.E.Khalilova	480-482
97	SMALL BUSINESS DEVELOPMENT IN THE CONDITIONS OF THE CORONAVIRUS PANDEMIC	IK Sirozhiddinov, R. A. Botirova, A.F. Khakimov	483-486
98	THE ROLE OF RUBAYS IN DEHLAVI'S WORK	Feruza Nizamova	487-495
99	DISPUTED KINDS OF INFLUENCE IN THE PROCESS OF LEARNING AT THE UNIVERSITY	A. N. Avdeeva	496-498
100	SPIRITUAL HERITAGE : HISTORICAL AND PHILOSOPHICAL FOUNDATIONS OF NATIONAL DEVELOPMENT AND IDEOLOGY	Sh.Kholmatova	499-501
101	HISTORICAL STUDIES AND HISTORICAL GEOGRAPHY OF THE HISTORY OF TRADE AND ECONOMIC RELATIONS OF THE CENTRAL SOGDIA	Makhmudov Dilshod	502-506
102	HISTORICAL AND THEORETICAL ROOTS OF ESTABLISHING A DEMOCRATIC LAW IN UZBEKISTAN	Ikramov Ravshan Aktamovich, Ismayilov Akmal Ziyadillaevich	507-510
103	INTEGRATION OF SPIRITUAL HERITAGE OF FERGANA VALLEY JADID ENLIGHTENMENT INTO THE MINDS OF STUDENTS	Abdurazaqova Feruza Kanalovna	511-512
104	INNOVATIVE APPROACH TO THE CAPACITY BUILDING OF STUDENTS IN MODERN EDUCATIONAL INSTITUTIONS	Sattarova Iroda Murodalievna	513-514
105	PEDAGOGICAL PRINCIPLES OF WORKS WRITTEN FOR PIANO IN THE WORK OF YOUNG COMPOSERS OF THE XXI CENTURY	Nazarov Farkhodjon Allaberdievich	515-517
106	SYSTEMATIC APPROACHES TO THE FORMATION OF ORGANIZATIONAL QUALITIES IN STUDENTS	Komilova Maftuna Makhmudovna	518-519
107	THE ORIGIN OF THE STATE AND THE IMPLEMENTATION OF LEGAL STATEHOOD IDEAS ON THE TERRITORY OF UZBEKISTAN	Ismayilov Akmal Ziyadillaevich, Kholmuminov Gofur Bobonazarovich	520-524
108	ANALYSIS OF FOOD POLICY AND ITS IMPLEMENTATION CONFLICTS IN UZBEKISTAN DURING THE SECOND WORLD WAR	M.Khujamov	525-527
109	SEISMIC INSULATION OF THE FOUNDATION	R.A.Mavlonov, S.E.Numanova, I.I.Umarov	528-530



# PHILOSOPHICAL COMPARATIVE ANALYSIS OF THE CONCEPTS OF "INTELLIGENCE" AND "CULTURE OF INTELLIGENCE"

**Radjapov Odilbek Babanazarovich**

Teacher,

Department of Theory of Building a Democratic Society in Uzbekistan,  
Urgench State University

---

## ANNOTATION

*This article focuses on the socio-philosophical analysis of the concepts of intelligence and culture of intelligence. And also, various aspects of intelligence associated with human thinking, culture of free thinking and spiritual and ethical virtues are revealed.*

**KEY WORDS:** *intelligence, level of intelligence, culture of intelligence, rationality, wisdom, intelligent, creator of spiritual wealth.*

---

## DISCUSSION

The study of any problem and phenomenon requires the determination of the theoretical and methodological foundations of the research. In other words, in order to solve the problem, it is important to first determine the research strategy and program, ie the essence of the concepts used in the research, methods and techniques, principles and imperatives. When we begin to analyze the problem of the culture of intelligence from a socio-philosophical point of view, we must first think about the essence of the concepts of "intelligence" and "culture of intelligence", the process of their formation.

The concepts of "intelligence" and "intellectual culture", which are one of the most important social qualities that characterize a person, are one of the most important signs of a person's independence, while indicating a high moral and intellectual cultural level. According to V.R. Veselov, "Intelligence in the process of development of social consciousness can be further developed only in its essence, combining cultural, as well as linguistic traditions, mentality and national priorities." Therefore, the study of the process of formation of a sense of intelligence in man, the identification of its constituent elements, especially the creation of criteria for measuring the level and state of intellectual culture, in short, the creation of a separate doctrine of intelligence has always been the focus of philosophers. In this sense, we also try to philosophically analyze the specific nature of the

culture of intelligence, which is the central problem of this article, its content as a concept. First of all, it is important to approach this issue from the point of view of historical, logical and structural principles. This is because in determining the specificity of any phenomenon, its role and content as a concept open a wide way to study issues, the objective origin, development and determination of whether the concept under study has an objective or subjective nature, as mentioned above, while preventing mistakes in the research process.

Let us first pay special attention to the philosophical analysis of the concept of intelligence. We know that the concept of intelligence has had different meanings and views in historical sources. Intelligence is also a mental and creative activity in the broadest sense, based on a person's full knowledge of the essence of events and happenings. Intelligence is also interpreted as a culture of human thinking. When we say an intelligent person, we mean a specific intellectual layer of society, that is, educated, enlightened individuals. That is why in our daily life the term "intelligent" is used to refer to an intelligent person. It takes into account the scope of knowledge, thinking, as well as the cultural level of the person. After all, the term "intelligent" is associated with "intellect", that is, with the mind, and, in fact, it is not wrong to say that it is synonymous with the words of the Uzbek people "intelligent", "possessed of mind." We know that in the history of our people there have been many



enlightened people. Among them are teachers and coaches, mentors. It should be noted that the concepts of "intelligence" and "culture of intelligence" began to be widely used after the independence of our country as part of our national culture, but in the history of human thought has long been a topic of debate.

In their time, Western philosophers have expressed different views on the issue of intelligence. For example, Aristotle emphasizes that intelligence as an expression of the highest form of man is the result of the first principle of development, the unity of intellectual processes, processes of cognition and self-awareness. Augustine said, "Intelligence is the intellectual potential of the human soul, the beginning. One of the conditions for attaining spirituality is freedom (free will) and goodness (order in love). Goodness can be achieved because man has a God-given spiritual, moral law, that is, a conscience." The Western European tradition saw intelligence primarily as the "substrate and substance of thought". How is experience formed from intelligence? In answering the question, I.G. Fichte draws his attention to the process of contemplation, in which the "I" manifests itself for the first time and unites with its essence, urging, "Build your" I "!" It is clear from our research that most Western philosophers have tried to analyze the mechanism of the interaction between reason and wisdom, which is the basis of the level of human intelligence. According to them, human intelligence can be of two types depending on the abilities within it: intelligence based on intellect and intelligence that expresses independent creative thinking. Wisdom is primarily based on independent creative thinking. By putting the process of independent creative thinking in a single style, a single mold, a person can never rise to intellectual heights.

In order to rise to intellectual heights, it is necessary to rely not only on intellect, but also on the possibilities of independent creative thinking. Because, with the help of independent creative thinking, man imagines the world as a whole, he has the opportunity to realize that the qualitative changes that take place in it are the result of interdependence, interaction. The spiritual and moral maturity of a person is mainly determined by his level of intelligence. This process is closely related to the theoretical knowledge and practical experience that arises from the daily and scientific level that a person has accumulated during the pursuit of self-knowledge. Also, in this process, the level of intelligence of each person is distinguished by its important features. Because some people's professions, specializations, levels of specialization, and lifestyles are close to each other, their level of intelligence manifests itself in different ways. That is, in some people the level of perception of reality is distinguished by its speed and accuracy, while in others it is characterized by a gradual assimilation

and analysis of changes taking place, but drawing the right firm conclusions.

From these ideas it is clear that "intelligence" is a practical expression of intellectual activity. A person's level of intelligence is largely determined by his or her independent thinking, work activities, and lifestyle. Therefore, the level of a person's intelligence is related not only to his physical and spiritual-moral qualities, but also to his lifestyle, material well-being. Man becomes more and more deeply and clearly discovering himself by raising his level of intelligence. That is, a person's "level of intelligence" is distinguished primarily by the fact that it is aimed at understanding his identity. That is why the great enlightened Jadid intellectual Ismail Gaspirali said: "Europe is an old man with a lot of experience. We have respect for his great age. We learn from experience. But we will not repeat their mistakes ... We will not run like a child to see what we see in Europe. Like conscious people, "What is this? What will be the result? " Consistent with conscience and justice? We have weighed it on the scales of reason. " A. Avloni, one of the leaders of our modern enlighteners, as an intellectual of his time, also worked hard to bring up young people as honest, resourceful, courageous, generous and patriotic. Enlighteners praises him, saying, "Education is for us a matter of life or death, salvation or destruction, happiness or disaster." For the writer, who pointed out that the mind develops in the shadow of knowledge and experience, the formation of the ability to think in children, the education of thought is an extremely necessary and sacred task. Consequently, it is "relied on the attention of teachers, loaded on their consciences." Children's thinking is also related to the educator's own level of thinking, aspiration, level.

During the dictatorial regime, non-indigenous peoples ruled in all key positions in Uzbekistan and followed Moscow's instructions. Indigenous peoples were appointed to "see the master" and were brought up in the spirit of loyalty and devotion to Moscow's policy. Spiritual-enlightenment, educational work, the system of education was also subordinated to the communist ideology, the ideas of false socialism and communism. It is true that our national intellectuals tried to study the history of our Motherland, the heritage of our ancestors. At the same time, the condemnation of the past did not go beyond exposing the "flaws" of our past history. The minds of many of our intellectuals were poisoned by Soviet ideology on a scale unimaginable, abstracted from the opportunity to get acquainted with world culture, our national spiritual heritage of the past through ignorance of language and writing.

During the dictatorial regime, non-indigenous peoples ruled in all key positions in Uzbekistan and followed Moscow's instructions. Indigenous peoples were appointed to "see the master" and were brought up in the spirit of loyalty and devotion to Moscow's



policy. Spiritual-enlightenment, educational work, the system of education was also subordinated to the communist ideology, the ideas of false socialism and communism. It is true that our national intellectuals tried to study the history of our Motherland, the heritage of our ancestors. At the same time, the condemnation of the past did not go beyond exposing the "flaws" of our past history. The minds of many of our intellectuals were poisoned by Soviet ideology on a scale unimaginable, abstracted from the opportunity to get acquainted with world culture, our national spiritual heritage of the past through ignorance of language and writing. Because, as B.R. Isakov rightly points out, "The principle of intelligence has its own attitude to the ruling circles and the people. For example, the first category often has a generally positive attitude to the intelligentsia, but when it comes to certain intellectuals, there is a conflict of interest: intellectuals demand that the ruling class live and work on the principle of intelligence, which, of course, they do not like. They are disgusted by interference, find various excuses and secretly fight against the intelligentsia." Therefore, during this period, our devoted intellectuals, caring for the nation and interests, tried to convey to the minds of young people, as far as possible, the rich history, the elements of our great national spirituality. However, we have not yet learned enough about our history, our national past. Only after Uzbekistan gained its independence did the Uzbek people return to the path of spiritual development.

Independence has allowed us to restore national culture and traditions, determine our own destiny and rebuild our lives in accordance with national interests and values. Today, each of us must use this opportunity to conduct scientific research to restore our national spirituality and pass it on to future generations. This is the duty not only of science, teachers and students, but also of each of us. From this point of view, today our teachers are the people who instill our national idea in the minds of young people, who educate them in a hardworking, honest and pure spirit. Our intellectuals take a responsible approach to the development of the country and the destiny of the homeland. That is why we can call them the leaders of the nation. That is why educating the younger generation on the basis of moral values such as justice, goodness, kindness, wisdom, knowledge, good behavior should become one of the responsible tasks of all our intellectuals. Because the development of our society depends on the younger generation, educating them in the spirit of good ideas is an important way to achieve our goal.

The services of creative people and enlightened intellectuals in raising the thinking and spirituality of the nation, educating the next generation in the spirit of national and universal values are invaluable. A person who undertakes this task, first of all, must enjoy enough spiritual

blessings, feel the charm of art and literature, and be aware of world cultures. Therefore, it is important to pay special attention to the restoration of noble traditions in our independent country, such as respect for human beings, including the respect of true intellectuals who have made a significant contribution to the spiritual and enlightenment of our nations. Indeed, intellectual education is the most pressing issue of today. All intellectuals of our country - teachers, journalists, writers, doctors, artists, all leaders are equally responsible for this work.

The number of intellectuals is constantly increasing and their role in the life of society is increasing. This is primarily due to the development of science and technology, as well as the growing need for spiritual services in today's society. It is possible to bring up young people with high intellectual potential only if we effectively use all the opportunities and tools available to bring the culture of intelligence in our country at the level of modern requirements. A person with a conscious, strong immunity will be intelligent, and an educated person will be active in every endeavor. The culture of the intelligentsia is characterized by its critical, independent thinking of the radical changes inherent in society. Early development and great ability serve as an empirical criterion. As the authors of a collective monograph on the study of intellectual culture point out, "innate ability does not solve anything on its own. This ability needs to be developed. This can only be achieved through the acquisition of information, scientific knowledge and methodology. A favorable general cultural environment and good conditions for the social life of individuals are also necessary. Finally, there must be a convenient intersection of certain situations that have become a habit to call luck."

In short, the self-knowledge of young people, the strengthening of their civic position, the growth of their level of responsibility and intelligence are among the main tasks of education. In this regard, the issue of proper organization of leisure time of young people plays an important role. It should be noted here that it is safe to assume that intellectuals with a high culture will always exist. It is no exaggeration to say that we are the flower of a society that includes the creators of spiritual wealth, renowned theorists, engineers and physicians recognized by the professional community. In order to have a high level of intellectual culture, it is necessary to organize a high level of self-education, knowledge and effective use of skills, the development of internal skills and abilities.

Strengthening the position, increasing the level of responsibility and intelligence - is one of the main tasks of education. In this regard, the issue of proper organization of leisure time of young people plays an important role. It should be noted here that it is safe to assume that intellectuals with a high culture



will always exist. It is no exaggeration to say that we are the flower of a society that includes the creators of spiritual wealth, renowned theorists, engineers and physicians recognized by the professional community. In order to have a high level of intellectual culture, it is necessary to organize a high level of self-education, knowledge and effective use of skills, the development of internal skills and abilities.

## REFERENCES

1. Veselov V.R. *Intellectuals at the turn of epochs: problems of historical choice and continuity*
2. *The intelligentsia and the world.-2001.- №1.-p.5-12.*
3. Aristotle. *Cit. : In 4v. T.4. Metaphysics. -M., 1983. -p. 78.*
4. Augustine. *Confession.-M.: MNPP.Gandalf / Minsk: MET-000, B.g. 1992.*
5. Plotinus. *On the Descent of Soul and Body // Historical and Philosophical Yearbook, 1995.-M., 1996.*
6. P.P. Gaidenko *Fichte's philosophy and modernity.-M., 1979.-P.230.*
7. Kasimov B .. *National awakening. -T. : Manaviyat, 2002. -P.33.*
8. Avloniy A. *Selected works. Volume 2 T. : Spirituality, 2006, p.38.*
9. Qosimov B. *National Awakening.- T. : Spirituality, 2002, 254-p.*
10. Isoqov B.R. *Responsibility of intellectuals.- T. : "Ma'naviyat" publishing house, 2007.- 84 p.*
11. Gudkov L., Dubin B. *Intelligence. - M., 1995. - 18-p.*





## A STUDY ON CUSTOMER SATISFACTION TOWARDS SETC WITH REFERENCE TO COIMBATORE CITY

**Mr. A. David**

Assistant Professor

Department of Commerce with Professional  
Accounting  
Dr. N.G.P. Arts and Science College  
Coimbatore

**Mr. Elvis. A**

Student

Department of Commerce with Professional  
Accounting  
Dr. N.G.P. Arts and Science College  
Coimbatore

---

### ABSTRACT

*Transport infrastructure connects people to different locations, it enables supply of goods and services around the world and allows people to interact and generate the knowledge that creates long term growth. The effective vehicle framework satisfies the social and financial needs and furthermore assumes a fundamental job in the general improvement of the nation. Creating nation nava industry, business item, populace and shipped are being are created, government transport are significant for transportation of crude material and items just as the development individuals. This study is conducted to identify the customer satisfaction of the passengers using SETC bus services in the city of Coimbatore.*

**KEY POINTS-**Customer satisfaction, Quality of transport, Service provided, Complimentary services

---

### INTRODUCTION

Transport infrastructure connects people to different locations, it enables supply of goods and services around the world and allows people to interact and generate the knowledge that creates long term growth. The effective vehicle framework satisfies the social and financial needs and furthermore assumes a fundamental job in the general improvement of the nation. Creating nation nava industry, business item, populace and shipped are being are created, government transport are significant for transportation of crude material and items just as the development individuals. India and among the quickest developing ones, accessibility and sufficiency of government transport administrations. In the vast majority of the Indian urban communities, transport has expanded in step by step because of increment in its populace because of both normal increment and relocation from provincial regions and littler towns. Improvement in government transport ought to turn out to be a piece of an answer for supportable vehicle later on. In order attract more passengers, government transport must to have high service quality to satisfy and fulfill more wide range of different customers needs.

### STATEMENT OF THE PROBLEM

Government transport advancement assumes a crucial job in the financial improvement. For additional advancement, the company needs to give the customers welfare offices and purchasers need to benefit better and agreeable in government Transport Corporation. When the shoppers are happy with the offices given by the administration transport company, consequently buyer will utilize government transports. This investigation examinations the customer fulfillment towards the administration transport organization extraordinary inclination in Coimbatore city.

### SCOPE OF THE STUDY

Movement of the people from one place to another place and the increase in population results in heavy demand for quick, efficient in government bus transport services. Under these circumstances, there is every possibility for deterioration of the quality of the services provided by government bus transport corporation. Yet, the government bus transport corporation has to provide better services because the study is overall consumer satisfaction towards government bus corporation special preference to Coimbatore city. The data will be collected through questionnaire only in Coimbatore city.



## OBJECTIVES

- To measure the level of satisfaction of consumer towards SETC buses in Coimbatore city.
- To analyze the problems faced by the consumers utilizing SETC in Coimbatore city.
- To study the impact of service quality provided by SETC.

## RESEARCH METHODOLOGY

Research methodology is the systematic way to solve research problem. It is a science of studying how research is to be carried out. Its aim is to give work plan of research. The following topics includes in it

**AREA OF STUDY:** This study is undertaken in Coimbatore city

**SAMPLE SIZE:** This study was conducted with a sample size of 94 respondents in Coimbatore city

**SAMPLING METHOD:** The convenient sampling method was adopted to conduct the research

**SOURCE OF DATA:** This study is based on both primary and secondary data

**TOOLS USED:** Simple percentage analysis, Likert scale analysis, Rank analysis

## REVIEW OF LITERATURE

Mr. S.SABARINATHAN, S.VINOTH KUMAR (2015) in their study- "A Study on Passengers choices of Bus in Coimbatore-Erode Route". From the investigation of the examination discovered that the greater part of the travelers favoring private transport as it were. Tamil Nadu Transport Organization should think to pick the transports. Exceptional center should provide for the support, neatness, coming to on schedule, foundation offices, standing and seating comfort. The administration transports need to improve the administration in the course. From this study, it says about the travelers saw both private transports and government transport needs to improve all assistance offices.

MOUNICA. V (2014) in their study- "Customer Satisfaction Level in Public Bus Service in Tirupati, Andhra Pradesh. From the examination of the assessment found that most of the voyagers preferring private vehicle in a manner of speaking. Tamil Nadu Transport Association should think to pick the vehicles. Remarkable focus ought to accommodate the support, tidiness, coming to on plan, establishment workplaces, standing and seating comfort. The organization transports need to improve the organization in the course. From this study, it says about the explorers saw both private vehicles and government transport needs to improve all help workplaces.

## HISTORY & PROFILE OF THE STUDY

A separate entity exclusively for operating long distance express services was conceived by the Government of Tamil Nadu in 1975, and the services were transferred to the newly formed express wing of Pallavan Transport Corporation with effect from 15 September 1975. It was registered formally on 14 January 1980 and renamed as Thiruvalluvar Transport Corporation (TTC) in honor of the Tamil poet Thiruvalluvar. During the 1990s, JJTC was formed, which operated interstate routes of the erstwhile TTC. JJTC was then renamed as RGTC in 1996. Both TTC and RGTC were later merged into the State Express Transport Corporation (SETC) in 1997.

TNSETC – Coimbatore is a public transport service mainly operated to the districts of Chennai, Vellore, Madurai, Kanyakumari, Salem, It extends its services all over the states of Tamil Nadu, Kerala, Karnataka, It provides long distance services.

**State Express Transport Corporation (Tamil Nadu)** (formerly known as Thiruvalluvar Transport Corporation) is a state-owned transport corporation that runs long distance mofussil services exceeding 300 km and above throughout the state of Tamil Nadu and major cities in adjoining states of Andhra Pradesh, Telangana, Karnataka, Kerala and the union territory of Puduchery.



## ANALYSIS

**TABLE SHOWING HOW OFTEN RESPONDENTS USE SETC**

S.NO	FREQUENCY	NO. OF RESPONDENTS	PERCENTAGE
1	Once in a week	17	18.1%
2	Once in a month	22	23.4%
3	Once in 6 months	14	14.9%
4	Occasionally	41	43.6%
	Total	94	100%

(Source: Primary Data)

## INTERPRETATION

The above table shows that 18.1% (17) respondents use once in a week, 23.4% (22) respondents use once in a month, 14.9% (14)

respondents use once in 6 months, 43.6% (41) respondents use occasionally.

- Majority 43.6% (41) respondents use occasionally.

**TABLE SHOWING RANK OF SERVICES**

S.NO	SERVICES	I	II	III	IV	TOTAL	RANK
1	Cleanliness	30 (4) 120	25 (3) 75	15 (2) 30	24 (1) 24	249	II
2	Reliability	10 (4) 40	35 (3) 105	26 (2) 52	23 (1) 23	220	III
3	Safety	26 (4) 104	23 (3) 69	37 (2) 74	8 (1) 8	255	I
4	Cost	28 (4) 112	11 (3) 33	16 (2) 32	39 (1) 39	216	IV

(Source: Primary Data)

## INTERPRETATION

In the above table, out of 94 respondents, safety is in the Rank of I, cleanliness is in the Rank of II, reliability is in the Rank of III and cost is in the Rank of IV.

## FINDINGS

### 1. SIMPLE PERCENTAGE METHOD

- Majority 57.4% (54) respondents were male.
- Majority 69.1% (65) respondents age group was between 15 to 25 years.
- Majority 74.5% (70) respondents are unmarried.
- Majority 69.1% (65) respondents have graduate level education.
- Majority 54.3% (51) respondents are students.
- Majority 37.2% (35) respondents have monthly income between 0 to 10,000.

- Majority 44.7% (42) respondents live in urban area.
- Majority 43.6% (41) respondents use occasionally.
- Majority 41.5% (39) respondents see poor maintenance as their inconvenience.
- Majority 66% (62) respondents recommend others to use SETC.
- Majority 76.6% (72) respondents find it easy to book tickets online.
- Majority 70.2% (66) respondents find SETC comfortable.
- Majority 54.3% (51) respondents find SETC punctual.
- Majority 84% (79) respondents require services to various destinations.
- Majority 67% (63) respondents find lack in complimentary services.



## 2. LIKERT SCALE ANALYSIS

- Likert Scale Value is 4.05 which is greater than 4. So the respondents are highly satisfied with the internal spacing of SETC busses.
- Likert Scale Value is 3.94 which is greater than 3. So the respondents are satisfied with the bus fare of SETC busses.
- Likert Scale Value is 3.29 which is greater than 3. So the respondents are satisfied with the quality of service of SETC busses.
- Likert Scale Value is 3.44 which is greater than 3. So the respondents are satisfied with the range of route covered by SETC busses.
- Likert Scale Value is 3.31 which is greater than 3. So the respondents are satisfied with the time & efficiency of SETC busses.
- Likert Scale Value is 3.45 which is greater than 3. So the respondents are satisfied with the safety of SETC busses.
- Likert Scale Value is 3.68 which is greater than 3. So the respondents agree with the price charged by SETC busses.

## 3. RANKING ANALYSIS

- Safety is in the Rank of I, cleanliness is in the Rank of II, reliability is in the Rank of III and cost is in the Rank of IV.
- Attitude towards passengers is of Rank I, communication is of Rank II, body language is of Rank III and hospitality is of Rank IV.

## SUGGESTIONS

There are a few suggestions made to improve SETC.

- FC check up of the SETC busses should be made on time to avoid malfunctions.
- SETC busses must be kept clean.
- SETC busses should provide timely services for best consumer satisfaction.
- SETC should recruit passenger friendly workers.
- The government should increase the number of cities to which SETC busses are functionable.

## CONCLUSION

Customer satisfaction is an unstable scale of measuring the utility of a product or a brand by the customer which is rapidly growing in this discipline of study. It is just more than purchasing and consuming a product by the customer. It is complex, multi-dimensional and reflects the ability of the consumer to choose. Private bus transports are functioning for profit

unlike Government Transport like SETC for servicing the common public. The Government has introduced a variety of busses under SETC in the city of Coimbatore.

## REFERENCE

1. MANOJ KUMAR, VIKAS ANAND, ANUP ARIVASTAVA. *A case study on public transport service quality and passenger satisfaction 2016*
2. Mr. S.SABARINATHAN, S.VINOTH KUMAR. *A Study on Passengers choices of Bus in Coimbatore-Erode Route 2016 2349-6746*
3. MOUNICA. V. *Customer Satisfaction Level in Public Bus Service in Tirupati, Andhra Pradesh.2014 2347-4793*
4. S. GANDHIMATHI, Dr. S. SARAVANAN. *A study on passenger satisfaction towards rail transport in Coimbatore city 2013 2278-9480*
5. ROHANA KAMARUDDINA, ISMAH OSMANA & CHE ANIZALIANA CHE PEIB. *study on Public Transport Services in Klang Valley: Customer Expectations and Its Relationship Using SEM" 2012 431-438*



# ASSESSMENT OF LEARNING ENGAGEMENT AMONG SENIOR SECONDARY SCHOOL STUDENTS DURING ONLINE LEARNING PROGRAMS IN RIVERS STATE

**Longjohn, Ibiene Tandi (PhD.),**  
Department of Educational Psychology,  
Guidance and Counselling,  
Faculty of Education,  
Ignatius Ajuru University of Education,  
Rumuolumeni,  
Port Harcourt,  
Rivers State

**Ogwurumba, Ifunanya**  
Department of Educational Psychology,  
Guidance and Counselling,  
Faculty of Education,  
Ignatius Ajuru University of Education,  
Rumuolumeni, Port Harcourt,  
Rivers State

**Ajala, Ibrahim**  
Department of Educational Psychology,  
Guidance and Counselling,  
Faculty of Education,  
Ignatius Ajuru University of Education,  
Rumuolumeni, Port Harcourt,  
Rivers State

---

## ABSTRACT

*Presently, due to worldwide pandemic (COVID 19 pandemic), teaching and learning have been moved from the traditional face-face classroom teaching and learning environment to an online teaching and learning environment. Though not prepared for this situation, teachers are struggling to make the best out of this situation by engaging themselves and their students actively in online learning programs. Therefore this study was motivated by the need to find out: the level of engagement among students during their online learning programs particularly, among senior secondary school students. A survey design approach was used in this study to gather relevant information among senior secondary school students in Rivers State through a duly valid and reliable instrument ( $r = 0.85$ ). Findings revealed that there was a low level of learning engagement among male and students, with the majority of the students faced with learning engagement challenges like distractions from siblings, isolation from peers, no access to reliable internet connection among others. The study recommends that audio-visual aids should be used to teach students online to improve the learning environment and create a connection between the teachers and students, thereby improving the learning engagement of students during their online learning engagement.*

---

## INTRODUCTION

The worldwide COVID 19 pandemic has created a massive disruption in all sphere of human endeavour including the educational system. Like most other professionals, teachers and students have been forced to find alternative ways of teaching and learning which have resulted in a sudden change from the traditional face-to-face classroom teaching and learning environment to an online teaching and learning

environment. While researchers have shown that online learning can be as effective as face-to-face learning, it is also known that the move to online learning possesses significant to students who might not have experienced such manner of instruction. (Robertson, Grant & Jackson, 2005; Zhoa, Lei, Lai & Tan,2005). One area this is likely to impact on students is learning engagement.





Learning engagement refers to the degree of attention, curiosity, interest, optimism and passion of students in the school or outside the school towards their education at all levels. These also extend to the level of motivation and progress these students show in the totality of the learning process. The need for engagement has resulted in the development of guidelines for designing learning experiences including effective online courses (Roblyer & Ekhaml, 2000). Learning engagement shows the quality and quantity of the participation of the learner on their education. An engaged learner is active in learning, very eager to participate in class activities, inspired, motivated and willing to put more effort into the learning process than one who is not engaged.

For teachers, providing learning engagement involves keeping students motivated, giving them the tools that they need to learn, and fostering a sense of pride in achieving personal learning goals. It's about encouraging learning for the pure love of it, not just for the sake of getting grades. To boost student engagement, three basic engagement techniques of online learning have been identified: student-content, student instructor, and student-student (Bernard et al., 2009). As regards online learning, Lear, Ansorge, and Steckelberg (2010) further opined that interactions with content, peers, and instructors help online learners become active and more engaged in their courses. Interactivity and sense of community result in high-quality instruction and more effective learning outcomes. When learners are working hard to absorb the material the course offers, and they are committed to learning that comes without reward other than the learning itself, this is indicative of their being engaged. Engagement requires an emotional connection between the content and learner. And the only way we can do that is by knowing what drives people to spend time, effort, and energy learning educational content.

Online learning is the result of the development of network technology and computer technology, which emphasizes the access and utilization of learning resources and communication among students. Online learning has become the mainstream of learning with a large number of learners involved in it using internet resources. The internet has become a medium of delivery for online learning. To date, online learning has received considerable attention as a means of providing alternatives to traditional face-to-face, instructor-led education (Douglas & Van Der Vyver, 2004). The essence of online learning is the continuous development of students' cognitive level. Furthermore, to acquire effective learning, students need to participate actively in the learning process. However, due to the lack of communication between teachers and

students, the performance of students who participate in online learning is not satisfactory, and their persistence and efficiency are also not encouraging.

### PURPOSE OF THE STUDY

The purpose of this study was to assess the learning engagement of secondary school students during online learning experiences in Rivers State.

Specifically, the objectives of this study include:

1. To assess the level of online learning engagement among male and female secondary school students in Obio-Akpor Local Government Area of Rivers State.
2. To determine the challenges of online learning engagement among male and female secondary school students in Obio-Akpor Local Government Area of Rivers State.
3. To ascertain the strategies for improving the online learning engagement among male and female secondary school students in Obio-Akpor Local Government Area of Rivers State.

### RESEARCH QUESTIONS

The following research questions were developed to guide the study.

1. What is the level of online learning engagement among male and female secondary school students in Obio-Akpor Local Government Area of Rivers State?
2. What are the challenges of online learning engagement among male and female secondary school students in Obio-Akpor Local Government Area of Rivers State?
3. What are the strategies for improving online learning engagement among male and female secondary school students in Obio-Akpor Local Government Area of Rivers State?

### HYPOTHESIS

The underlisted hypothesis was tested at 0.05 level of significance to further aid in guiding the study

1. There is no significant difference between male and female students' learning engagement during online learning.

### METHODOLOGY

A survey design approach was used in this study to gather relevant information from senior secondary school students in Rivers State. The multi-stage sampling technique was adopted. Firstly, a purposive sampling technique was used to select two local government areas, Obio-Akpor and Port Harcourt City, in Rivers State, based on the reason that out of the local government areas in rivers state, only private senior secondary schools in these areas were engaged in



online learning programs. 10 senior secondary schools were randomly selected from the two local government areas.

Data was gathered online using a duly validated Online Learning Engagement Questionnaire (OLEQ). The instrument was constructed on a four-point rating scale of Strongly Disagree (SD), Disagree (D), Agree (A), and Strongly Disagreed (SD). The instrument was further divided into three sections in line with the three research questions guiding the study. Prior to the deployment of the online test to the students, face and content validity of the instruments were ascertained by research experts in Faculty of Education, Ignatius Ajuru University of Education. Upon the initial assessment of the instrument, it was shown that some items needed to be modified to aid better understanding among the students. The reliability of the instrument was established using Cronbach alpha reliability technique, which yielded an internal consistency value of 0.85. This, therefore, indicates that the instrument possessed a suitable level of reliability and can be used for the purpose of data collection

For data collection, the instrument was deployed to 210 students whose schools were involved in online learning during the period of the pandemic. However, only 120 responses that were accurately completed were obtained. From the response obtained, it was shown that the respondents included 42 SS I students, 32 SS II students and 46 SS III students were used for the study. Out of the 120 responses of the questionnaire returned, 65 students were male while 55 students were female.

## RESULT AND PRESENTATION

**Research Question One:** What is the level of online learning engagement among male and female secondary school students in Obio-Akpor Local Government Area of Rivers State?

**Hypothesis One:** There is no significant difference between male and female students' learning engagement during online learning.

**Table 1: Gender differences in the level of online learning engagement among male and female students**

Gender	N	Mean	SD	df	t	p	Decision
Male	65	2.16	0.97	118	0.501	0.616	Retain $H_{01}$ $p > 0.05$
Female	55	2.07	0.99				

From the analysis of data shown in Table 1, it can be observed that male students had a mean value of 2.16 (SD = 0.97), while female students had a mean value of 2.07 (SD = 0.99). Based on the obtained mean values of male and female students, it can be observed that male students had a higher level of online learning engagement more than female students. However, since the mean values for both male and female students were lesser than 2.50, it, therefore, indicates that there

is a low level of online learning engagement among secondary school students in Obio-Akpor Local Government Area of Rivers State.

**Research Question Two:** What are the challenges of online learning engagement among male and female secondary school students in Obio-Akpor Local Government Area of Rivers State?

**Table 2: Challenges of learning engagement on students during online learning programs in Rivers State.**

S/N	Statement	SD%	D%	A%	SA%
1.	I cannot connect to online learning punctually due to poor network.	10%	30%	35%	25%
2.	I do not find online learning helpful.	15%	30%	20%	35%
3.	I do not participate fully during online learning programs	20%	20%	35%	25%
4.	I have no android phone for learning.	10%	30%	30%	30%
5.	I don't have reliable internet network.	10%	30%	30%	30%
6.	I feel isolated from my peers.	15%	25%	30%	30%
7.	I am always distracted by my siblings while learning online from home.	30%	20%	25%	25%
8.	I prefer playing online games with my phone to online learning.	5%	35%	40%	20%
9.	I am not familiar with online learning software like Google classroom.	55%	45%	30%	20%
10.	I miss interacting with my teachers.	15%	30%	40%	15%

Table 2 shows results on challenges of learning engagement on students during their online learning programs. The table shows that more than 50% of the students are faced with challenges such as not being able to connect to their online learning programs on time due to poor network, no reliable internet connection, isolation from peers, distractions from siblings, no access to android phones, not familiar with software like Google classroom e.t.c. Furthermore, the

study also shows that 55% of the students miss one on one interaction with their teachers.

**Research Question Three:** What are the strategies for improving online learning engagement among male and female secondary school students in Obio-Akpor Local Government Area of Rivers State?

**Table 3: Strategies for improving learning engagement.**

S/N	Statement	SD%	D%	A%	SA%
1.	Audiovisual aids should be used for teaching students online for them to feel the presence of their teachers.	5%	30%	40%	25%
2.	Teachers should send e-mails to students discussing their progress on the program.	15%	30%	25%	30%
3.	Parents and students should be given an orientation on what to expect during online learning programs so as to prepare and educate them on the software and online conduct.	10%	30%	30%	30%
4.	Radio and television programs should be organized by schools to accommodate students who do not have access to android phones.	10%	35%	20%	35%
5.	Online group activities should be organized to encourage interaction among students.	15%	25%	40%	20%

Table 3 shows results on the strategies for improving learning engagement among senior secondary school students during their online learning programs in Rivers State. 65% of the students agreed that audiovisual aids should be used for teaching students online to enable the students to feel the presence of their teacher. This increases their motivation and improves their online learning engagement. 55% Of the students agreed that teachers should send e-mails to students discussing their progress on the program. 60% of the students agreed that orientation should be given to both parents and students educating them on what to expect during the

online learning programs and the software they are going to use for the online learning programs. 55% of the students agreed that radio and television programs should be organized so that students who do not have access to android phones will key into it. 60% of the students agreed that students should be grouped from time to time to perform some tasks online to encourage interaction among them.

## DISCUSSION

From the analyses carried out above, it was discovered that while males reported a higher level of learning engagement than female students, both gender



had a low level of learning engagement as regards online learning. The study also found out that students learning engagement were faced with challenges like isolation, lack of motivation, no access to a reliable network, no access to android phones, distractions from siblings, lack of self-discipline in handling and using android phones among others. The students agreed that the strategies presented by the researcher for improving learning engagement among senior secondary school students during online learning programs in Rivers State.

The result of this study is similar to previous research and observations by scholars. According to Gutierrez (2014), students' problem regarding online learning revolves around the lack of personal interactions between instructor and students, as well as a high level of distraction due to isolation. Similar findings were reported by Gillett-Swan (2017) who reported a high level of poor technological competencies among students and teachers as a major bane of online learning among students in Australia.

### RECOMMENDATIONS

Arising from the findings presented in the study, the following suggestions and recommendations are made to improve the learning engagement of senior secondary school students during their online learning programs;

2. Audiovisual aids should be used for teaching to enable the students to see and hear the teachers while learning. This will make the teaching and learning process real for the students, create a connection between the teachers and the students and also improve the learning environment.
3. Teachers should create time for a one-on-one discussion with students through e-mails and WhatsApp chats, discussing their progress in their online learning programs.
4. Parents and students should be given adequate orientation at the beginning of the program to educate them on the need to give their children some privacy while their lessons are on to enable them to concentrate and participate actively in the program and also avoid distractions from siblings and other members of the household, as well as the software to be used for the program for easy access.
5. Finally, reward programmes that promote discipline among students need to be developed. This is likely to minimize instances of distraction among the students.

### REFERENCE

1. Bernard, R. M., Abrami, P. C., Borokhovski, E., Wade, C. A., Tamim, R. M., Surkes, M. A., & Bethel, E. C. (2009). A meta-analysis of three types of interaction treatments in distance education. *Review of Educational Research*, 79(3), 1243–1289. DOI:10.3102/0034654309333844
2. Douglas, D.E and Van Der Vyver, G. (2004). Effectiveness of E-learning course materials for learning database management systems: An Experimental Investigation. *Journal of Computer Information Systems*, 44(4), 41-48.
3. Gillet-Swan, J. (2017). The challenges of online learning: Supporting and engaging the isolated learner. *Journal of Learning Design*, 10(1), 20-31.
4. Gutierrez, K. (2014). The eLearning dilemma: Engaged vs unengaged learners. Retrieved from <https://www.shiftelearning.com/blog/bid/334167/The-eLearning-Dilemma-Engaged-vs-Unengaged-Learners#:~:text=Problems%20revolve%20around%20the%20lack,the%20first%20step%20to%20learning>.
5. Lear, J. L., Ansoorge, C., & Steckelberg, A. (2010). Interactivity/community process model for the online education environment. *Journal of Online Learning and Teaching*, 6(1), 71– 77.
6. Robertson, J. S., Grant, M. M. & Jackson, L. (2005). Is online instruction perceived as effective as campus instruction by graduate students in education? *The Internet and Higher Education*, 8(1), 73-86.
7. Roblyer M. D. & Ekhaml, L. (2000). How interactive are your distance courses? A rubric for assessing interaction in distance learning. Retrieved from <http://eta.health.usf.edu/pto/module3/unit4/articleoninteractivityrubric.pdf>
8. Zhao, Y., Lei, J., Yan, B., Lai, C., & Tan, S. (2005). What makes the difference? A practical analysis of research on the effectiveness of distance education. *The Teachers College Record*, 107, 1836-1884. <http://dx.doi.org/10.1111/j.1467-9620.2005.00544.x>
9. Douglas, D.E and Van Der Vyver, G. (2004). Effectiveness of E-Learning Course Materials for Learning Database Management Systems: An Experimental Investigation. *Journal of Computer Information Systems*, 44(4), 41-48
10. Douglas, D.E and Van Der Vyver, G. (2004). Effectiveness of E-Learning Course Materials for Learning Database Management Systems: An Experimental Investigation. *Journal of Computer Information Systems*, 44(4), 41-48
11. Douglas, D.E and Van Der Vyver, G. (2004). Effectiveness of E-Learning Course Materials for Learning Database Management Systems: An Experimental Investigation. *Journal of Computer Information Systems*, 44(4), 41-48



# OPTIMIZATION OF QUALITY OF SERVICE IN WIRELESS SENSOR NETWORK USING DIJKSTRA'S ALGORITHM AND FLOYD- WARSHALL ALGORITHM

**\*Lallan Kumar**

\* B.Tech(ECE) from (USICT) Guru Gobind Singh Indraprastha University

**\*\* Vikram Singh**

\*\* B.Tech(ECE) from (USICT) Guru Gobind Singh Indraprastha University

---

## ABSTRACT

*Wireless Sensor Networks (WSN) are highly distributed self organized systems. WSN have been deployed in various fields. In recent years there has been a growing interest in Wireless Sensor Networks (WSN). Recent advancements in the field of sensing, computing and communications have attracted research efforts and huge investments from various quarters in the field of WSN in this paper we have minimize the constrain related to design issue(quality of services) using Dijkstra's shortest path algorithm and Floyd-Warshall algorithm .*

**KEY WORDS**-*Wireless sensor network, design issue of wireless network, quality of services, dijkstra's algorithm Shortest path , Floyd-Warshall algorithm, weighted graph, application*

---

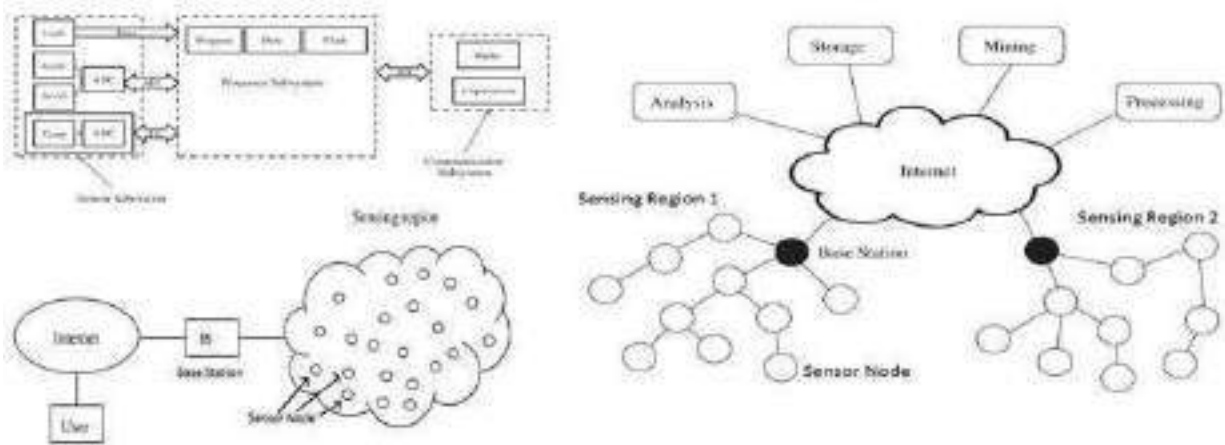
## 1. INTRODUCTION

A WSN is a collection of wireless nodes with limited energy capabilities that may be mobile or stationary and are located randomly on a dynamically changing environment. The routing strategies selection is an important issue for the efficient delivery of the packets to their destination. Moreover, in such networks, the applied routing strategy should ensure the minimum of the energy consumption and hence maximization of the lifetime of the network . One of the first WSNs was designed and developed in the middle of the 70s by the military and defense industries. WSNs were also used during the Vietnam War in order to support the detection of enemies in remote jungle areas. conditions, where node and link failures are common. The MAC protocol manages radio transmissions and receptions on a shared wireless medium. Therefore MAC has a very high effect on network performance and energy consumption In order to reduce/eliminating the design issue viz.(falt tolerance, scalability, production cost, configuration flexibility, power consumption, data aggregation/fusion, quality of services, and data latency along with overhead are employed using controlled area network and dijkstra's algorithm

By finding shortest path between source node and destination node

In the majority of WSN applications, the connectivity is the main attribute in analysing the quality of service of WSN. It is said that a network is fully connected if each and every node (sensors) can be able to reach the sink node. In geographic routing in WSN is proposed in . A nodecan make routing decisions depending on the geographical location of itself and its nearest nodes. The node first sends a data to the closest node that is nearestto the destination node. This will decrease the value of hop count. When there are no nearest nodes to the destination geographic routing can't optimize the number of hop count. This is called as a Local minimum problem





Picture 1.1: nodes in wireless network

In wireless network data analysis, storage, mining, processing is employed in each and every node before establishing a communication link. In above scenario base station comprises of nodes which sense information as temperature, pressure, humidity, moisture and send these information to the another base station node via an internet link (wireless networking). On the other hand decryption of data undergoes to avoid unnecessary error within the network.

## 2. PURPOSED SYSTEM

In this paper we have minimize the constrain related to wireless sensor network (by improving quality of services), here we have establish a minimum cost path from source sensor node to destination sensor node.

We have employed dijkstra's algorithm to calculating shortest path in **single pair wireless network** (viz: single source, single destination) which allow system to choose an optimal path with minimum constrain issue. For **all pair network** have employed Floyd-Warshall algorithm which is used to find **all pair shortest path** problem from a given weighted graph. As a result of this algorithm, it will generate a matrix, which will represent the minimum distance from any node to **all** other nodes in the graph.

## 3. LITERATURE REVIEW

Most of the research on quality of service is in the networking community, especially in distributed multimedia systems. There have been several proposals and prototype implementations of end-to-end transport protocols for delivering QoS guarantees.

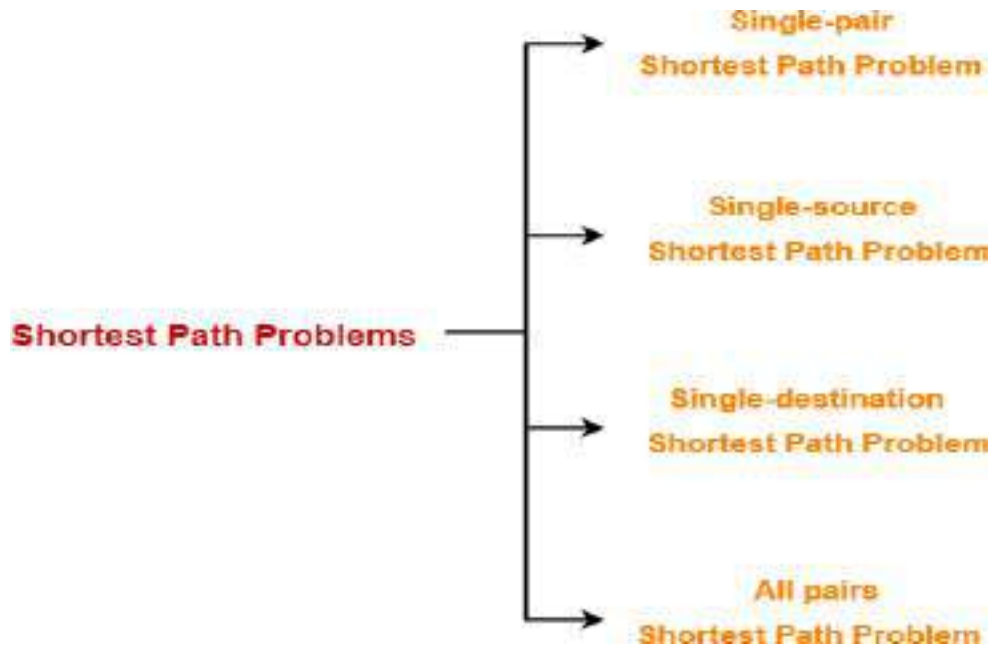
For example, RSVP provides a mechanism for reserving resources along the path from a source host to a destination host so that subsequent data packets are guaranteed to have certain bandwidth available and meet certain delay bounds.

\*\*Stretching out QoS to remote systems introduces new difficulties because of radio channel qualities, portability, higher misfortune, battery influence, and low transfer speed. Be that as it may, most current QoS conventions can be actualized in remote neighborhood (WLAN) with some change in light of the fact that the last jump is the main remote stage in these systems. In remote systems like Ad hoc remote systems or the new rising remote sensor systems which are absolutely remote, another arrangement of QoS parameters, instruments and conventions are required. In conventional systems, similar to the Internet, the QoS can be obtained through the system over-provisioning, traffic building, and differential bundle treatment inside switches, as portrayed in . Customarily, the accentuation is on augmenting start to finish throughput and limiting deferral. Over-provisioning of system assets depends on including gigantic measures of assets in the system. Be that as it may, data transmission accessibility and switch limit are not vast assets and abundance assets are costly, particularly in remote systems.



#### 4. SHORTEST PATH ALGORITHM IN WIRELESS NETWORK

There are two main types of shortest path algorithms, single-source and all-pairs. Both types have algorithms that perform best in their own way. All-pairs algorithms take longer to run because of the added complexity. All shortest path algorithms return values that can be used to find the shortest path, even if those return values vary in type or form from algorithm to algorithm.

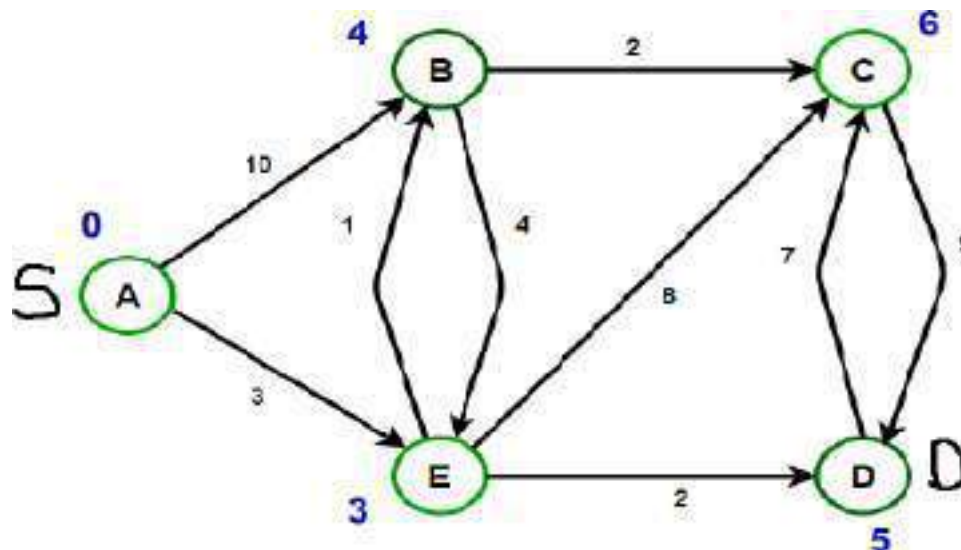


Picture 4:problem in shortest path

##### 4.1) Single-source

Single-source shortest path algorithms operate under the following principle:

Given a graph  $GG$ , with vertices  $VV$ , edges  $EE$  with weight function  $w(u, v) = w_{\{u,v\}}$ , and a single source vertex,  $ss$ , return the shortest paths from  $ss$  to all other vertices in  $VV$ .



Picture 4.1: single source weighted graph

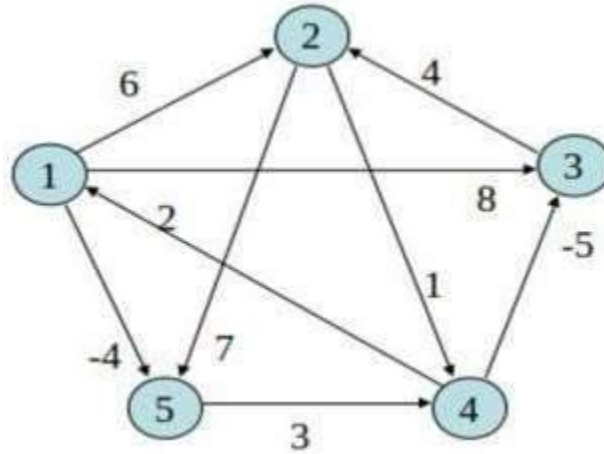
The **single-source shortest path** problem, in which we have to find **shortest paths** from a **source** vertex  $v$  to all other vertices in the graph. The **single-destination shortest path** problem, in which we have to find **shortest paths** from all vertices in the directed graph to a **single** destination vertex  $v$ .

If the goal of the algorithm is to find the shortest path between only two given vertices,  $s$  and  $t$ , then the algorithm can simply be stopped when that shortest path is found. Because there is no way to decide which vertices to "finish" first, all algorithms that solve for the shortest path between two given vertices have the same worst-case asymptotic complexity as single-source shortest path algorithms.

This paradigm also works for the *single-destination shortest path* problem. By reversing all of the edges in a graph, the single-destination problem can be reduced to the single-source problem. So, given a destination vertex,  $t$ , this algorithm will find the shortest paths *starting* at all other vertices and ending at  $t$ .

#### 4.2) All-pairs All-pairs shortest path algorithms follow this definition:

Given a graph  $G$ , with vertices  $V$ , edges  $E$  with weight function  $w(u, v) = w_{u,v}$  return the shortest path from  $u$  to  $v$  for all  $(u, v) \in V \times V$ . The most common algorithm for the all-pairs problem is the floyd-warshall algorithm. This algorithm returns a matrix of values  $M$ , where each cell  $M_{i,j}$  is the distance of the shortest path from vertex  $i$  to vertex  $j$ . Path reconstruction is possible to find the actual path taken to achieve that shortest path, but it is not part of the fundamental algorithm.



**Picture 4.2:all pair weighted graph**

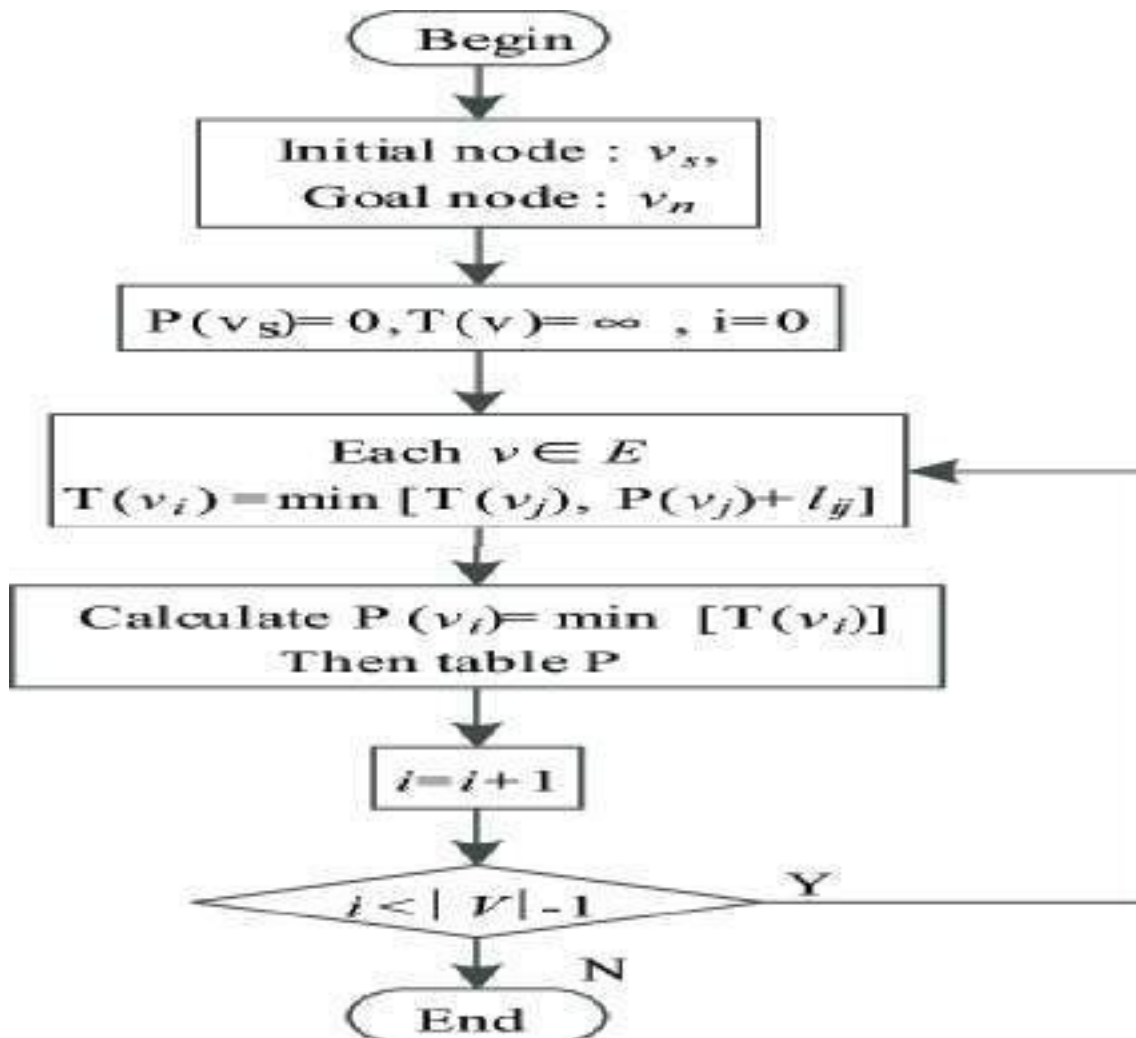
The all pair shortest path algorithm is also known as Floyd-Warshall algorithm is used to find all pair shortest path problem from a given weighted graph. As a result of this algorithm, it will generate a matrix, which will represent the minimum distance from any node to all other nodes in the graph

## 5. DIJKSTRA'S SHORTEST PATHALGORITHM

Dijkstra's algorithm to find the shortest path between  $a$  and  $b$ . It picks the unvisited vertex with the lowest distance, calculates the distance through it to each unvisited neighbor, and updates the neighbor's distance if smaller. Mark visited (set to red) when done with neighbors.

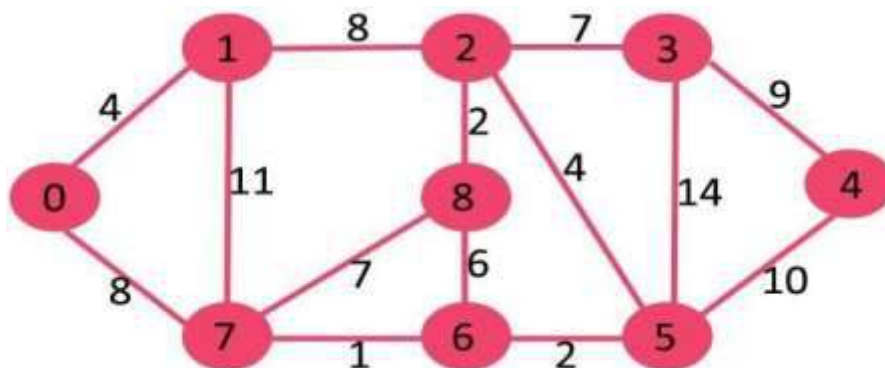
### 5.1) Steps in dijkstra's algorithm

1. Create a set *sptSet* (shortest path tree set) that keeps track of vertices included in shortest path tree, i.e., whose minimum distance from source is calculated and finalized. Initially, this set is empty.
2. Assign a distance value to all vertices in the input graph. Initialize all distance values as INFINITE. Assign distance value as 0 for the source vertex so that it is picked first.
3. While *sptSet* doesn't include all vertices
  - ....a) Pick a vertex  $u$  which is not there in *sptSet* and has minimum distance value.
  - ....b) Include  $u$  to *sptSet*.
  - ....c) Update distance value of all adjacent vertices of  $u$ . To update the distance values, iterate through all adjacent vertices. For every adjacent vertex  $v$ , if sum of distance value of  $u$  (from source) and weight of edge  $u-v$ , is less than the distance value of  $v$ , then update the distance value of  $v$ .



Picture 5.1: flow chart of dijkstra's algorithm for calculating shortest path

Let us understand with the following example:



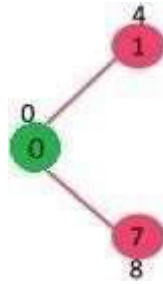
Picture5.1.1:initial graph without hop count





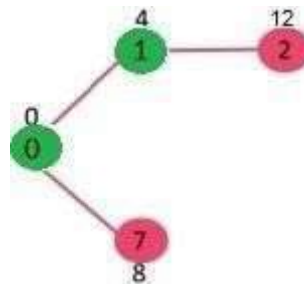
The set *sptSet* is initially empty and distances assigned to vertices are {0, INF, INF, INF, INF, INF, INF, INF} where INF indicates infinite. Now pick the vertex with minimum distance value.

The vertex 0 is picked, include it in *sptSet*. So *sptSet* becomes {0}. After including 0 to *sptSet*, update distance values of its adjacent vertices. Adjacent vertices of 0 are 1 and 7. The distance values of 1 and 7 are updated as 4 and 8. Following subgraph shows vertices and their distance values, only the vertices with finite distance values are shown. The vertices included in SPT are shown in green colour.



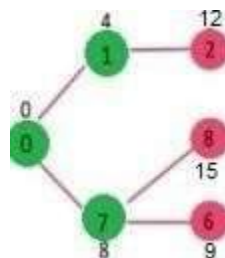
Picture 5.1.2: first hop count

Pick the vertex with minimum distance value and not already included in SPT (not in *sptSet*). The vertex 1 is picked and added to *sptSet*. So *sptSet* now becomes {0, 1}. Update the distance values of adjacent vertices of 1. The distance value of vertex 2 becomes 12.



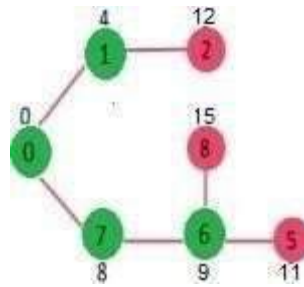
Picture 5.1.3: second hop count

Pick the vertex with minimum distance value and not already included in SPT (not in *sptSet*). Vertex 7 is picked. So *sptSet* now becomes {0, 1, 7}. Update the distance values of adjacent vertices of 7. The distance value of vertex 6 and 8 becomes finite (14 and 9 respectively).



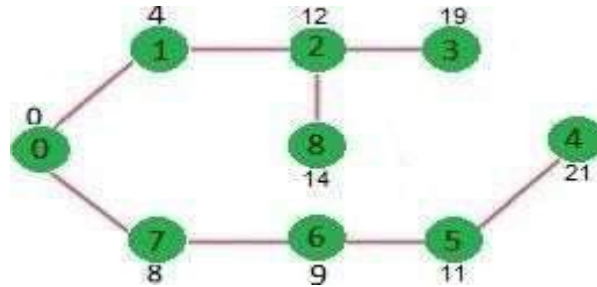
Picture 5.1.4: third hop count

Pick the vertex with minimum distance value and not already included in SPT (not in *sptSet*). Vertex 6 is picked. So *sptSet* now becomes {0, 1, 7, 6}. Update the distance values of adjacent vertices of 6. The distance value of vertex 4 and 8 are updated.



Picture 5.1.4: forth hop count

We repeat the above steps until *sptSet* does include all vertices of given graph. Finally, we get the following Shortest Path Tree (SPT).



Picture 5.1.6: shortest route bw source and destination Result

## 5.2) Code associated dijkstra's algorithms

```
#include <limits.h>

#include <stdio.h>

// Number of vertices in the graph
#define V 9

// A utility function to find the vertex with minimum distance value, from
// the set of vertices not yet included in shortest path tree
int minDistance(int dist[], bool sptSet[])
{
    // Initialize min value
    int min = INT_MAX, min_index;

    for (int v = 0; v < V; v++)
        if (sptSet[v] == false && dist[v] <= min)
            min = dist[v], min_index = v;

    return min_index;
}

// A utility function to print the constructed distance array
int printSolution(int dist[], int n)
{

```



```

printf("Vertex   Distance from Source\n");
for (int i = 0; i < V;i++)
    printf("%d tt %d\n", i, dist[i]);
}

// Function that implements Dijkstra's single source shortest path algorithm
// for a graph represented using adjacency matrix representation
void dijkstra(int graph[V][V], int src)
{
    int dist[V]; // Theoutputarray.    dist[i] will hold theshortest
    // distance from src to i

    bool sptSet[V]; // sptSet[i] will be true if vertex i is included in
shortest
    // path tree or shortest distance from src to i is finalized

    // Initialize all distances as INFINITE and stpSet[] as false
    for (int i = 0; i < V; i++)
        dist[i] = INT_MAX, sptSet[i] = false;

    // Distance of source vertex from itself is always 0
    dist[src] = 0;

    // Find shortest path for all vertices
    for (int count = 0; count < V - 1; count++) {
        // Pick the minimum distance vertex from the set of vertices not
        // yet processed. u is always equal to src in the first iteration.
        int u = minDistance(dist, sptSet);

        // Mark the picked vertex as processed
        sptSet[u] = true;

        // Update dist value of the adjacent vertices of the picked vertex.
        for (int v = 0; v < V; v++)

            // Update dist[v] only if is not in sptSet, there is an edge from
            // u to v, and total weight of path fromsrcto    v through uis
            // smaller than current value of dist[v]
            if (!sptSet[v] && graph[u][v] && dist[u] != INT_MAX
                && dist[u] + graph[u][v] < dist[v])
                dist[v] = dist[u] + graph[u][v];
    }

    // print the constructed distance array
    printSolution(dist, V);
}

// driver program to test above function
int main()
{
    /* Let us create the example graph discussed above */
    int graph[V][V] = { { 0 4, 0, 0, 0, 0, 0, 8, 0 },
                        { 4 0, 8, 0, 0, 0, 0, 11, 0 },
                        {

```



```

{ 0 8, 0, 7, 0, 4, 0, 0, 2 },
{ 0 0, 7, 0, 9, 14, 0, 0, 0 },
{ 0 0, 0, 9, 0, 10, 0, 0, 0 },
,
{ 0, 0, 4, 14, 10, 0, 2, 0, 0 },
{ 0, 0, 0, 0, 0, 2, 0, 1, 6 },
{ 8, 11, 0, 0, 0, 0, 1, 0, 7 },
{ 0, 0, 2, 0, 0, 0, 6, 7, 0 } };

```

```

dijkstra(graph, 0);
return 0;
}

```

## Output

```

Vertex Distance from Source
0 tt 0
1 tt 4
2 tt 12
3 tt 19
4 tt 21
5 tt 11
6 tt 9
7 tt 8
8 tt 14

```

Picture 5.2: output of shortest path

Thus QoS can be computed and enhanced by computing the shortest path by Dijkstra's algorithm. The node which has the minimum weight is taken to find the finest route from source to destination. The finest route identification resolves the problem of Quality of Service

## 6. Floyd-Warshall algorithm

**Floyd-Warshall algorithm** is an algorithm for finding shortest paths in a weighted graph with positive or negative edge weights (but with no negative cycles). It does so by comparing all possible paths through the graph between each pair of vertices and that too with  $O(V^3)$  comparisons in a graph.

In this algorithm for finding the shortest path between all the pairs of vertices in a weighted graph. This algorithm works for both the directed and undirected weighted graphs. But, it does not work for the graphs with negative cycles (where the sum of the edges in a cycle is negative). A weighted graph is a graph in which each edge has a numerical value associated with it. Floyd-Warshall algorithm is also called as Floyd's algorithm, Roy-Floyd algorithm, Roy-Warshall algorithm or WFI algorithm.

This algorithm follows the dynamic programming approach to find the shortest path

### 6.1) Formula for calculation shortest path in a network

$$A^k[I,j] = \min\{A^{k-1}[I,j], A^{k-1}[I,k] + A^{k-1}[k,j]\}$$

- $A^0$  = threshold matrix which have calculated hop count of all the nodes
- Here  $A^k[I,j]$  = required matrix to be generated



- $A^{k-1}[I,j]$ =previous generated matrix from given thresholdmatrix
- $A^{k-1}[I,k]$ =new generated matrix which is generated from both threshold matrixand pervious columnmatrix
- $A^{k-1}[k,j]$ =new generated matrix which is generated from both threshold matrix and previous rowmatrix

## 6.2) Floyd-Warshall Algorithm Working

Let the given graph be:

$$A^0 = \begin{matrix} & \begin{matrix} 1 & 2 & 3 & 4 \end{matrix} \\ \begin{matrix} 1 \\ 2 \\ 3 \\ 4 \end{matrix} & \begin{bmatrix} 0 & 3 & \infty & 5 \\ 2 & 0 & \infty & 4 \\ \infty & 1 & 0 & \infty \\ \infty & \infty & 2 & 0 \end{bmatrix} \end{matrix}$$

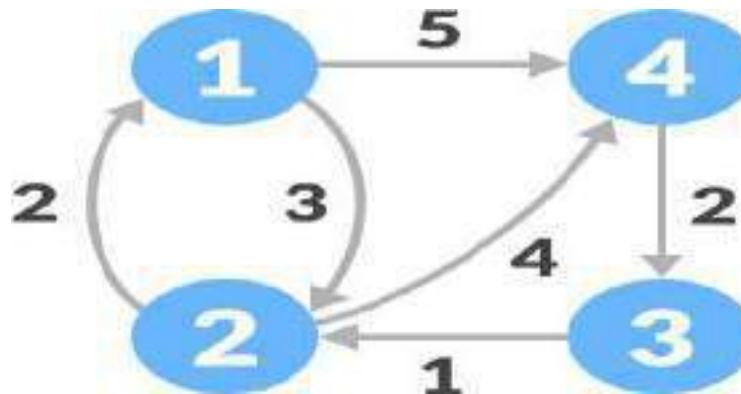
Picture 6.2.1: initial graph without path calculation

Step involve in Floyd–Warshall algorithm

Follow the steps below to find the shortest path between all the pairs of vertices.

1) Create a matrix  $A^1$  of dimension  $n \times n$  where  $n$  is the number of vertices. The row and the column are indexed as  $i$  and  $j$  respectively.  $i$  and  $j$  are the vertices of the graph.

Each cell  $A[i][j]$  is filled with the distance from the  $i$ th vertex to the  $j$ th vertex. If there is no path from  $i$ th vertex to  $j$ th vertex, the cell is left as infinity.



Picture 6.2.2: threshold matrix of network

1) Now, create a matrix  $A^1$  using matrix  $A^0$ . The elements in the first column and the first row are left as they are. The remaining cells are filled in the following way.

Let  $k$  be the intermediate vertex in the shortest path from source to destination. In this step,  $k$  is the first vertex.  $A[i][j]$  is filled with  $(A[i][k] + A[k][j])$  if  $(A[i][j] > A[i][k] + A[k][j])$ . That is, if the direct distance from the source to the destination is greater than the path through the vertex  $k$ , then the cell is filled with  $A[i][k] + A[k][j]$ . In this step,  $k$  is vertex 1. We calculate the distance from source vertex to destination vertex through this vertex  $k$ .





$$A^1 = \begin{matrix} & \begin{matrix} 1 & 2 & 3 & 4 \end{matrix} \\ \begin{matrix} 1 \\ 2 \\ 3 \\ 4 \end{matrix} & \begin{bmatrix} 0 & 3 & \infty & 5 \\ 2 & 0 & & \\ \infty & & 0 & \\ \infty & & & 0 \end{bmatrix} \end{matrix} \longrightarrow \begin{matrix} & \begin{matrix} 1 & 2 & 3 & 4 \end{matrix} \\ \begin{matrix} 1 \\ 2 \\ 3 \\ 4 \end{matrix} & \begin{bmatrix} 0 & 3 & \infty & 5 \\ 2 & 0 & 9 & 4 \\ \infty & 1 & 0 & 8 \\ \infty & \infty & 2 & 0 \end{bmatrix} \end{matrix}$$

Picture 6.2.3: first generated matrix A[1,1]

For example: For A1[2, 4], the direct distance from vertex 2 to 4 is 4 and the sum of the distance from vertex 2 to 4 through vertex (ie. from vertex 2 to 1 and from vertex 1 to 4) is 7. Since  $4 < 7$ , A0[2, 4] is filled with 4.

2) In a similar way, A2 is created using A3. The elements in the second column and the second row are left as they are.

In this step, k is the second vertex (i.e. vertex 2). The remaining steps are the same as in step 2.

$$A^2 = \begin{matrix} & \begin{matrix} 1 & 2 & 3 & 4 \end{matrix} \\ \begin{matrix} 1 \\ 2 \\ 3 \\ 4 \end{matrix} & \begin{bmatrix} 0 & 3 & & \\ 2 & 0 & 9 & 4 \\ & 1 & 0 & \\ \infty & & & 0 \end{bmatrix} \end{matrix} \longrightarrow \begin{matrix} & \begin{matrix} 1 & 2 & 3 & 4 \end{matrix} \\ \begin{matrix} 1 \\ 2 \\ 3 \\ 4 \end{matrix} & \begin{bmatrix} 0 & 3 & 9 & 5 \\ 2 & 0 & 9 & 4 \\ 3 & 1 & 0 & 5 \\ \infty & \infty & 2 & 0 \end{bmatrix} \end{matrix}$$

Picture 6.2.4: second generated matrix

3) Similarly, A3 and A4 is also created.

$$A^3 = \begin{matrix} & \begin{matrix} 1 & 2 & 3 & 4 \end{matrix} \\ \begin{matrix} 1 \\ 2 \\ 3 \\ 4 \end{matrix} & \begin{bmatrix} 0 & & \infty & \\ & 0 & 9 & \\ \infty & 1 & 0 & 8 \\ & & 2 & 0 \end{bmatrix} \end{matrix} \longrightarrow \begin{matrix} & \begin{matrix} 1 & 2 & 3 & 4 \end{matrix} \\ \begin{matrix} 1 \\ 2 \\ 3 \\ 4 \end{matrix} & \begin{bmatrix} 0 & 3 & 9 & 5 \\ 2 & 0 & 9 & 4 \\ 3 & 1 & 0 & 5 \\ 5 & 3 & 2 & 0 \end{bmatrix} \end{matrix}$$

Picture 6.2.4: third generated matrix

$$A^4 = \begin{matrix} & \begin{matrix} 1 & 2 & 3 & 4 \end{matrix} \\ \begin{matrix} 1 \\ 2 \\ 3 \\ 4 \end{matrix} & \begin{bmatrix} 0 & & & 5 \\ & 0 & & 4 \\ & & 0 & 5 \\ 5 & 3 & 2 & 0 \end{bmatrix} \end{matrix} \longrightarrow \begin{matrix} & \begin{matrix} 1 & 2 & 3 & 4 \end{matrix} \\ \begin{matrix} 1 \\ 2 \\ 3 \\ 4 \end{matrix} & \begin{bmatrix} 0 & 3 & 7 & 5 \\ 2 & 0 & 6 & 4 \\ 3 & 1 & 0 & 5 \\ 5 & 3 & 2 & 0 \end{bmatrix} \end{matrix}$$

Picture 6.2.6: fourth generated matrix



4) A4 gives the shortest path between each pair of vertices.

## RESULT

```
Code associated with Floyd–Warshall algorithm
// C++ Program for Floyd Warshall Algorithm
#include <bits/stdc++.h>
using namespace std;

// Number of vertices in the graph #define
V 4

/* Define Infinite as a large enough
value.This value will be used for vertices
not connected to each other */ #define
INF 99999

// A function to print the solution matrix void
printSolution(int dist[][V]);

// Solves the all-pairs shortest path
// problem using Floyd Warshall algorithm
void floydWarshall (int graph[][V])
{
    /* dist[][] will be the output matrix that
    will finally have the shortest
    distances between every pair of vertices */ int
    dist[V][V], i, j, k;

    /* Initialize the solution matrix same as
    input graph matrix. Or we can say the
    initial values of shortest distances are
    based on shortest paths considering no
    intermediate vertex.*/
    for (i = 0; i < V; i++) for
        (j = 0; j < V; j++)

        dist[i][j] = graph[i][j];

    /* Add all vertices one by one to
    the set of intermediate vertices.
    ---> Before start of an iteration,
    we have shortest distances between all
    pairs of vertices such that the
    shortest distances consider only the vertices
    in set {0, 1, 2, .. k-1 } as intermediate
    vertices.
    ----> After the end of an iteration,
    vertex no. k is added to the set of
    intermediate vertices and the set becomes {0, 1, 2, .. k} */ for
```



```

(k = 0; k < V; k++)
{
    // Pick all vertices as source one by one for (i
    = 0; i < V; i++)
    {
        // Pick all vertices as destination for the
        // above picked source for
        (j = 0; j < V; j++)
        {
            // If vertex k is on the shortest path from
            // i to j, then update the value of dist[i][j] if
            (dist[i][k] + dist[k][j] < dist[i][j])
                dist[i][j] = dist[i][k] + dist[k][j];
        }
    }
}

// Print the shortest distance matrix
printSolution(dist);
}

/* A utility function to print solution */ void
printSolution(int dist[][V])
{
    cout<<"The following matrix shows the shortest distances" "
        between every pair of vertices \n";
    for (int i = 0; i < V; i++)
    {
        for (int j = 0; j < V; j++)
        {
            if (dist[i][j] == INF)
                cout<<"INF"<<" ";
            else

```



```

        cout<<dist[i][j]<<"    ";
    }
    cout<<endl;
}
}

// Driver code
intmain()
{
    /* Let us create the following weighted graph 10
    (0)----->(3)
    |  /\
    4|  |
    |  |1
    \|  |
    (1)----->(2)
        3  */
    int graph[V][V] = { {0, 4, INF, 10},
                        {INF, 0, 3, INF},
                        {INF, INF, 0, 1},
                        {INF, INF, INF, 0}
                        };

    // Print the solution
    floydWarshall(graph
    ); return 0;
}

```

### output

Following matrix shows the shortest distances between every pair of vertices

0	4	8	9
INF	0	3	4
INF	INF	0	1
INF	INF	INF	0

Thus this matrix show shortest distance between pair of vertices that result in less hop count and eventually reduces the traffic load thus quality of network can be improve.



## 7) CONCLUSION AND FUTURE WORK

Thus the quality of service can be upgraded by combining the Dijkstra's algorithm in single source network and Floyd–Warshall algorithm in all pair source network. Qos can be computed and enhanced by computing the shortest path by Dijkstra's algorithm. The node which has the minimum weight is taken to find the finest route from source to destination. The finest route identification resolves the problem of Quality of Service. Even though the Qos is solved, it cannot solve the problem of privacy. The privacy, security and integrity constraints can be resolved by SafeQ and extended watchdog algorithm. The security parameter determines the malicious nodes and hence the attacks can be prevented. Thus the projected method will ensure the optimal Quality of Service is achieved.

There are other types of quality of services issue in wireless network that yet to research along with hardware simulation for same.

We also believe that Future investigations will focus on extending our algorithm to the multihop situation. Besides, exploring relationship between the CWmin and the access probability in different traffic patterns as well as other effective ways to estimate the network conditions more accurately is also an important future work as well The privacy, security and integrity constraints which can be resolved by SafeQ and extended watchdog algorithm yet to explore The security parameter determines the malicious nodes and hence the attacks can be prevented

## 8) APPLICATION OF WIRELESS NETWORK

### 8.1) MILITARY APPLICATIONS

Due to the self-organization, rapid deployment and fault tolerance characteristics of wireless sensor networks, they are useful in monitoring friendly forces, arms and ammunition; target tracking; battle damage assessment and nuclear, biological and chemical attack detection and reconnaissance.

**8.1.1) Target Tracking:** Sensor networks can be incorporated into guidance systems of the intelligent ammunitions for tracking the targets in sea.

**8.1.2) Battle damage assessment:** To gather the battle damage assessment data, sensor networks can be deployed in the battle field before and after the attacks.

**8.2) ENVIRONMENTAL APPLICATIONS:** The environmental applications of sensor networks include tracking the movements of birds and animals; monitoring environmental conditions that affect crops and livestock; precision agriculture; biological and environmental monitoring in marine, soil, forest fire detection; and flood detection.

#### 8.2.1) Tracking the movements of birds, small animals, and insects:

To perform a biological study of the habitats of birds and animals, sensor networks can be used to collect reports at regular intervals and further integrated to study their life cycle.

#### 8.2.2) Monitoring environmental conditions that affect crops and livestock:

To enhance the agricultural productivity, it is necessary to detect the various factors that affect crops and livestock. Sensor nodes monitor the environmental conditions that can influence their growth and accordingly design measures to overcome it.

### 8.3) HOME APPLICATIONS

Smart sensor nodes can be embedded in electrical appliances, such as vacuum cleaners, micro-wave ovens, refrigerators, VCRs and air conditioners. These sensor nodes can interact with each other and can be remotely controlled and monitored

## 9) REFERENCE

1. Basaran C, Kang KD. In: Misra S, Woungang I, Misra SC, Eds. *Quality of Service in Wireless Sensor Networks*. London: Springer 2009:305-17.
2. E. Crawley, R. Nair, B. Rajagopalan and H. Sandick, 1998. *A Framework for QoS-Based Routing in the Internet*, RFC2386.
3. [3] Sohrabi, K., Goa, J., Ailawadhi, V., and Pottie, G. J. 2000. *Protocols for self-organization of a wireless sensor network*. *IEEE Personal Commun* 7, 5 (Oct.), 16--27.
4. [4] X. Huang and Y. Fang, "Multiconstrained QoS Multipath Routing in Wireless Sensor Networks," *Wireless Networks*, Vol. 14, No. 4, 2008, pp. 465-478.
5. [5] D. C. Hoang, P. Yadav, R. Kumar and S. Panda, "Real-time implementation of a harmony search algorithm-based





- clustering protocol for energyefficient wireless sensor networks*”, *IEEE transactions on Industrial Informatics*, vol.10, no.1, pp.774–783, 2014.
6. [6] J. Niu, L. Cheng, Y. Gu, L. Shu and S. K. Das, “R3E: Reliable reactive routing enhancement for wireless sensor networks”, *IEEE Transactions on Industrial Electronics*, vol.10, no.1, pp.784– 794, 2014.
  7. [ 7] P. Desnoyers, D. Ganesan, H. Li, and P. Shenoy, “Presto: A predictive storage architecture for sensor networks,” in *Proc. 10th HotOS*, 2005.
  8. M. Narasimha and G. Tsudik, “Authentication of outsourced databases usingsignature aggregation and chaining,” in *Proc. DASFAA*,2006.
  9. K’alm’an Graffi, Parag S. Mogre, Matthias Hollick, and Ralf Steinmetz , “Detectionof Colluding Misbehaving Nodes in Mobile Ad hoc and Wireless Mesh Networks,” in *IEEE GLOBECOM*, November2007.
  10. *Extended Watchdog Mechanism for Wireless Sensor Networks* Lei Huang, LixiangLiu, *Journal of Information and Computing Science*,2007.
  11. 6-Youngho Cho and Gang Qu, *Insider Threats against Trust Mechanism with Watchdog and Defending Approaches in Wireless Sensor Networks*, *IEEE Symposium on Security and Privacy Workshops*,2012.
  12. Garcia-Macias, A., Rousseau, F., Berger-Sabbatel, G., Toumi, L., and Duda, A. *Qualityof service and mobility for the wireless internet*. *Wireless Networks* 9, 4 (2003),341–352.
  13. Mahadevan, I., and Sivalingam, K. M. *Quality of service architectures forwireless networks: Intserv and diffserv models*. In *ISPAN (1999)*, pp.420–425.
  14. Vali D, Paskalis S, Kaloxylas A, Merakos L. *A survey of internet QoS signaling*.*IEEE Commun Surv Tutorials* 2004; 6:32-12.



# TERTIARY STUDENTS' ENGAGEMENT WITH PROFESSIONAL LEARNING NETWORKS AND EMERGING TECHNOLOGIES IN LEARNING: THE CASE OF A COASTAL UNIVERSITY IN WEST AFRICA

**\*Bernard Wiafe Akaadom (PhD)**

Department of Mathematics and ICT Education,  
University of Cape Coast,  
Cape Coast,  
Ghana.

**\*\* Florence Afua Takramah**

Department of Mathematics and ICT  
Education,  
University of Cape Coast,  
Cape Coast,  
Ghana.

**\*\*\* Gloria Bless Anagbonu**

Department of Mathematics and ICT Education,  
University of Cape Coast,  
Cape Coast,  
Ghana.

---

## ABSTRACT

*The main aim of this study was to investigate students' views on their engagement with professional learning networks and emerging technologies for students' use and how these impact their studies. A sample of 150 students from the University of Cape Coast, Ghana was used for study. Respondents were selected from second year to final year students pursuing undergraduate degree programmes from three different departments of the university. The research instrument used was a carefully constructed questionnaire. Undergraduate students generally exhibited positive attitude towards the use of professional learning networks and emerging technologies across the five attitudinal subscales they were measured on. As a result, from the findings, it is recommended that the use of professional learning networks and emerging technologies should be taken advantage of at all levels in a university curriculum.*

**KEY WORDS:** *Professional learning networks, emerging technologies, engagement, curriculum.*

---

## INTRODUCTION

Recently, there has been a rise in the use of social media networks mainly for infotainment. Over the past decade, people especially the youth have been making use of social networks such as Facebook, WhatsApp, Instagram and Twitter to interact with their peers and share relevant information ranging from personal through to education and business issues. From scratch, these sites were purposely used for entertainment but through the advancement of technology, people have developed several uses for these sites including educational purposes. As students

are expected to learn more complex and analytical skills in preparation for further education and work in the 21st century, there is the need to advance their way of learning in order to meet the changing demands that are required of them to excel in their studies.

Traditionally, most internal and distance learning higher education institutions adopt learning management systems to deliver online learning to learners. Nowadays, however, many students use social networking sites to share information, discuss topics or concepts, and collaborate to complete home works, assignments or term projects. These networking



learning sites provide convenient and speedy ways of peer-to-peer exchange of knowledge and collaboration, which seems to be a preferred method of learning. Many students and teachers are joining online communities of like-minded individuals and subscribing to various blogs and websites to continue learning, obtaining information, entertaining themselves and improving their professional practice.

Professional learning is described as an internal process through which individuals create and process knowledge (Timperley, 2008). Timperley (2008) also concludes that professional learning is best conducted collaboratively. Cooperative / collaborative learning is defined by a set of processes which help people interact together in order to accomplish a specific goal or develop an end product which is usually content specific. Collaborative learning is student-centered. Professional learning was also discussed in 'What makes great teaching' (Coe R., Aloisi C., Higgins S. & Major L., 2014) report commissioned by *The Sutton Trust* that emphasised the importance of effective, ongoing professional learning. Sustained professional learning is most likely to result when the focus is kept clearly on improving student outcomes; feedback is related to clear, specific and challenging goals for the recipient; attention is on the learning rather than to the person or to comparisons with others; teachers are encouraged to be continual independent learners; feedback is mediated by a mentor in an environment of trust and support; and finally an environment of professional learning and support is promoted by the school's leadership.

The nature of learning within Professional Learning Network is social, as educators forge "relevant and meaningful connections within and beyond the school community, thereby establishing a much broader base of ideas on which to draw" (Stevenson et al., 2015). Professional learning networks consist of complex combinations of people and organizations, face-to-face and digital spaces, and cognitive and technological tools that can support continuous learning and professional growth (Trust, Krutka, & Carpenter, 2016).

Flanigan (2011) describes Professional learning networks as teacher-driven, global support networks that decrease isolation and promote independence. There are two types of Professional learning networks: information aggregation and social media connections. The information aggregation type of Professional learning networks allows teachers to stay up to date on new information by following multiple websites and news sources through RSS (Really Simple Syndication) feeds. RSS feeds allow material from one website (e.g. New York Times Education Column) to be read on other website (e.g. Google Reader). RSS readers use

RSS feeds to collect new posts, articles, and updates from websites that teachers identify as valuable and "push" this information to them via the RSS reader. RSS readers save teachers time because they do not have to visit each individual website and check for updates. Teachers can rapidly skim through hundreds of articles in RSS readers and then select the articles they would like to read in their entirety. Warlick (2009) describes how RSS feeds have tamed the acquisition of information, as individuals are no longer "hunting and gathering information" (p. 14).

Another form of information aggregation is e-mail subscriptions. Many websites include a "Follow Me" or "Subscribe" widget that allows subscribers to input their e-mail addresses and receive e-mails anytime there is a new post or update on the website or blog. This turns the e-mail inbox into a RSS reader and allows learners to gather information in their e-mail instead of visiting a RSS reader website.

The social media connection type of Professional learning networks refers to students' use of social media tools to connect with various individuals around the world. These social media tools include social networking sites (e.g. Facebook, Twitter, Instagram), affinity-based group sites (e.g. Ning, Wikispaces), and real-time interaction tools (e.g. online chat rooms, instant messaging, Skype, Second Life). Although Ning, Facebook, and Twitter have real-time interaction capabilities, students generally use these sites for asynchronous learning, in that they post a question to a community discussion board or send a message to another individual and check back at a later time to find a response as is done in *Researchgate* and *Academia*. These sites are less demanding on students' time because they can write or respond to posts whenever they have free time in their schedule. These sites also provide a space for collective knowledge building and sharing where students can find support from large groups of individuals that pool their answers to find the best solution to a problem.

A Professional Learning Community is created when practitioners come together and engage in ongoing inquiry-based teacher learning (Hord, 2003; DuFour, Eaker, & Many, 2010). It involves educational professionals collaborating to identify challenges to student learning, to use data to inform discussions, to create, implement, monitor and review solutions and strategies to address these challenges. Learners thus visit these online communities to seek clarification on issues which they find quite challenging. This is in the context of finding meaning and relevance of new knowledge in order to deepen understanding so that adapting, applying and updating practice becomes a continuous cycle. Professional learning networks provide a medium where schools, institutions and



group of learners can interact with others by developing each other's skills while sharing ideas (Eaker, DuFour & Burnette, 2002; McLaughlin & Talbert, 2006). Killion and Roy (2009) believe Professional Learning Communities to be a powerful internal capacity-building model for "re-culturing".

Patel, Darji, and Mujapara (2013) conducted a survey to show how an intelligent community and Professional learning networks are useful for students and professionals. Their study generated some descriptive statistics describing how the use of Professional learning networks among a sample of learners and professionals enhances learning. They found that approximately 163 participants out of 226 use social networking for learning purposes. Moreover, recent research has investigated how Professional learning networks benefit learners and professionals (Redmond & Lillis, 2010). They found that some top-ranked MBA schools are actively using Social Networking Sites to provide a learning environment for an extensive network of students and faculty members. Stokic, Correia, and Reimer (2013) conducted a study to explore supportive social computing-based technologies for cross-organizational collaborative learning and knowledge building activities. The results of their study confirmed the relationships between collaboration supported by Social Networking Sites and motivation to learn, and between the willingness to share knowledge and the self-efficacy for learning and knowledge building.

Students use Professional learning networks in several ways most of which enhance studies and others which are used for amusement. It can be found that one major use of Professional learning networks by students is for chatting and discussion. Based on the theoretical work by Majchrzak et al. (2013), chatting and online discussion can be defined as an activity, through which ideas, concepts, assignment issues, practice, etc., are thrown around, reflected upon and negotiated among a group of individuals using one or more learning networks. The study views the chatting and discussion construct as one concept since it is focused on understanding the learner use of any of the learning network tools for the purpose of communicating views, questions and answers, discussing assignments, or discussing any issue related to their course of study.

Students also make use of Professional learning networks for file sharing. University students often use Professional learning networks to share content files such as lecture notes, assignment information, project tasks, instructional videos, etc. Examples of these commonly used Professional learning networks for file sharing include Dropbox, WhatsApp, and YouTube. File sharing is an activity through which knowledge

contents are saved in files and exchanged by learners using one or more learning networks. Elaimi (2014) found that frequently used technologies of Web 2.0 include social networking, instant messaging, and file sharing. Thus, students make use of Professional learning networks to share files with other students at a near or distant location within the shortest possible time unlike the traditional way of sharing information where students have to meet their peers in person to pass on a material to them.

Trybus (2014) posits that game-based learning motivates learners and improves learners' engagement and interactions, which greatly improve student learning. Pastor (2012) believes that social media entertainment tools provide optimal conditions to encourage engagement in learning, and calls for further research in the use of entertainment in education. This thus reveals under use of professional learning networks by students in their studies. Some courses call for the use of educational games for learning. Obviously, students make use of online computer games to gain the necessary knowledge and skills needed for problem solving in order to excel in those courses.

Chang and Chuang (2011) have the confidence that knowledge emerges from integrating information, experience, and theory. When people form groups and interact with each other, they tend to share knowledge and experiences, thus augmenting learning. In investigating knowledge sharing and learning in an organizational context, Kane, Robinson-Combre, Zane, and Berge (2010) identified that knowledge sharing supports organizational learning with social networking tools. In the academic context, Cao, Ajjan, and Hong (2013) found that social media use has a positive effect on student's learning outcomes and their satisfaction.

Based on the foregoing, this study thus investigated students' use of professional learning networks and how these impacts or enhance their studies. The study examined what professional learning networks students use and how conversant they are in using those tools to enhance their studies in a university setting.

## METHOD

A descriptive survey design was used to allow for the collection of quantitative data. This method was employed as the main source of primary data from respondents. The instrument consisted of two sections. The first sought to investigate how well students make use of professional learning networks. The second tried to find out if students make use of variety of emerging technological tools in their studies. This guaranteed that data characteristics of the sample used for the study



could be quantified for statistical analysis whilst ensuring that none of the variables were influenced in any way. It also allowed for cross-sectional sections of the same group were studied.

**Participants**

The respondents of the study were second to final year students pursuing undergraduate degrees in various study areas from three different departments. Respondents were randomly selected to ensure that the results of the study could be generalised to the population under study. A total of 150 respondents were sampled for the study.

The collected data were analysed statistically by the use of descriptives such as means, standard deviations, percentages and frequencies.

**RESULTS**

The results of the study are as presented below. Please note that the professional learning networks students were educated on in order to respond to the instrument included Edmodo, Google classroom, Schoology and social networks such as WhatsApp, Twitter, Facebook among others.

**Data analysis**

**Table 1: Age**

Range	Frequency	Valid Percent	Cumulative Percent
18-24	110	73.3	73.3
24-30	36	24.1	97.4
30-36	3	2.0	99.3
OVER 36	1	0.7	100.0
Total	150	100.0	

The results of the study as shown in Table 1 indicates that the ages of respondents ranged from 18 years to 36 years. Responses showed that, majority of students representing 73% (n=110) fell within age 18 to 24. Also, 24% (n=36) of respondents were between the ages of 24 to 30 years while 2% (n=3) of the

respondents stated that they were between the ages of 30 to 36 years. The least proportion forming 0.7% (n=1) of the respondents were over 36 years.

**Table 2: Gender**

	Frequency	Valid Percent	Cumulative Percent
Male	107	71.3	71.3
Female	43	28.7	100.0
Total	150	100.0	

Table 2 shows the results of the gender of respondents. Results indicate that, out of a total number of 150 students who responded to the questionnaire,

71%(n=107) of the students were males while 29%(n=43) of the students were females.

**Table 3: Programme of study**

	Frequency	Valid Percent	Cumulative Percent
B. Ed Computer Science	23	15.3	15.3
B. Ed Management	79	52.7	68.0
B. Ed Mathematics	48	32	100.0
Total	150	100.0	

The results in Table 3 indicates that students from three different programmes took part in the survey. Of the responses, 15%(n=23) of the total pursued Bachelor of Education (B.Ed) Computer Science, 53%(n=79)

pursued Bachelor of Education (B.Ed) Management while the remaining 32%(n=48) offered Bachelor of Education (B.Ed) Mathematics.



**Table 4: Use of professional learning networks (PLN)**

PLNs	SA	A	N	D	SD	Mean
	N(%)	N(%)	N(%)	N(%)	N(%)	
Enable me to collect data/information from multiple sources	62(41.3)	68(45.3)	15(10.0)	3(2.0)	2(1.3)	1.77
Engage me in constructing knowledge	50(33.3)	83(55.3)	15(10.0)	1(0.7)	1(0.7)	1.80
Help integrate ongoing reflection, analysis, critique, ideas, principles, concepts, practices, etc.	43(28.7)	74(49.3)	29(19.3)	3(2.0)	1(0.7)	1.97
Support my professional learning experience	49(32.7)	74(49.3)	21(14.0)	6(4.0)	-	1.89
Promote mastery and refined use of information for assignments and learning	53(35.3)	70(46.7)	23(15.3)	3(2.0)	1(0.7)	1.86
Provide support to supplement lecture instruction	45(30.0)	67(44.7)	28(18.7)	7(4.7)	3(2.0)	2.04
Linking feedback with own thought processes when asked questions on platforms	29(19.5)	75(50.3)	33(22.1)	8(5.4)	4(2.7)	2.21
Promote high level information to improve academic performance	55(36.7)	65(43.3)	24(16.0)	5(3.3)	1(0.7)	1.88
Deepen content knowledge on issues under discussion	37(24.7)	80(53.4)	27(18.0)	6(4.0)	-	2.01
Use of professional learning networks helping to address educational challenges	45(30.0)	60(40.0)	39(26.0)	4(2.7)	2(1.3)	2.05
I either initiate discussions or contribute to topics under discussions	33(22.0)	68(45.3)	38(25.3)	10(6.7)	1(0.7)	2.19
Using platforms to plan educational events	33(22.3)	56(37.8)	44(29.7)	13(8.8)	2(1.4)	2.29
Platform basically deals with fun issues	18(12.1)	45(30.2)	52(34.9)	25(16.8)	9(6.0)	2.75
Platform basically deals with important issues to help my studies	42(28.0)	58(38.7)	32(21.3)	9(6.0)	9(6.0)	2.23

Key: SA-Strongly Agree, A-Agree, N-Neutral, SD-Strongly Disagree, D-Disagree.

Table 4 shows results of how students make use of professional learning networks (PLN) in their studies. Responses indicated that 87%(n=130) agree PLN enable them to collect data/information from multiple sources. Also, 89% (n=133) agree PLN enable them to engage me in constructing knowledge for themselves. Furthermore 78% (n=117) of students agree it helps them integrate ongoing reflection, analysis, critique, evaluation and synthesis of information, ideas, principles, concepts, practices. Additionally, 82% (n=123) also agree PLN supports their professional learning experiences. Another 82% (n= 123) agreed that PLN promotes mastery and refined use of information for assignments and learning. To further explore how PLN impacts respondents, 75% (n=112) of students agreed that it provides support to supplement lecture instruction and 70% (n=104) agreed that they link feedback with their own thought processes when asked questions on platforms. Invariably, 80% (n=120) of students also

concurred that it promotes high level information to improve academic performance. In addition to that, 78% (n=117) asserted it deepens their content knowledge on issues under discussion. Moreover, 70% (n=105) agreed that the use of professional learning networks helps them to address their educational challenges. A high number of respondents constituting 66% (n=99) agreed that they always try to share their ideas and resources with others on their networks. Most students, 67% (n=101) agreed that they either initiate discussions or contribute to topics under discussions when using PLNs whilst 60% (n=89) of the respondents also agreed that they use PLN platforms to plan educational events. It was also indicated in the table that, 42% (n=63) agreed that their platform basically deals with fun issues. Again, majority 67% (n=100) of the respondents agreed that their platform basically deals with important issues to help their studies. The mean of the responses thus ranges from 1.77 to 2.75.



**Table 5: Emerging technologies**

	SA	A	N	D	SD	Mean
	N(%)	N(%)	N(%)	N(%)	N(%)	
Using services provided by WhatsApp, SMS to get relevant academic information	68(45.3)	52(34.7)	21(14.0)	6(4.0)	3(2.0)	1.83
Participating in class online discussions using platforms such as Google Classroom, Edmodo, Schoology	45(30.4)	52(35.1)	35(23.6)	14(9.5)	2(1.4)	2.16
Reading e-books with emerging technological tools such as the iPad, smartphone, laptop, kindle, etc.	68(46)	44(29.7)	27(18.2)	6(4.1)	3(2.0)	2.0
Researching, typing, completing and submitting my assignment and project using emerging technologies	67(44.7)	59(39.3)	15(10.0)	8(5.3)	1(0.7)	1.78
Watching tutorials and videos on difficult concepts using YouTube and other related technologies	73(48.7)	52(34.7)	17(11.3)	5(3.3)	3(2.0)	1.75
Using emerging technology tools like WIFI to access information on the internet	84(56.4)	47(31.5)	12(8.1)	4(2.7)	2(1.3)	1.61
Emerging technology tools (e.g. laptop, smartphone, etc.) allowing for multimedia resources when learning	79(52.7)	48(32.0)	16(10.7)	6(4.0)	1(0.7)	1.68
Comparing lecturers' lessons to online information	47(31.5)	47(31.5)	33(22.1)	20(13.4)	2(1.3)	2.21
Taking online courses easily with the aid of technology tools	47(31.3)	61(40.7)	30(20.0)	12(8.0)	-	2.05
Watching educational movies and playing educational games more than learning with emerging technologies	35(23.5)	43(28.9)	43(28.9)	19(12.8)	9(6.0)	2.49
Using online cloud accounts to back up my educational documents in case of any loss of information.	41(27.3)	51(34.0)	39(26.9)	15(10.0)	4(2.7)	2.27

Key: SA-Strongly Agree, A-Agree, N-Neutral, SD-Strongly Disagree, D-Disagree.

From Table 5, responses reveal the activities that students use emerging technologies for. Results showed that majority (80%, n=120) of the respondents agreed they use services provided by messaging apps such as WhatsApp, SMS to get relevant academic information. Also, 66% (n=97) agreed that they participate in their class online discussions using platforms such as Google Classroom, Edmodo, and Schoology. Of the total, 76%(n=112) of respondents asserted that they read e-books with emerging technology tools such as the iPad, smartphone, laptop, kindle, etc. to get more understanding of concepts. Furthermore, 84%(n=126) agreed they research, type, complete and submit their assignment and project using emerging technologies. Another 83%(n=125) of respondents agreed that they watch tutorials and videos on difficult concepts using YouTube and other related technologies. Also, 88% (n=131) agreed that they use emerging technological tools like WIFI to access information on the internet. Majority (84%, n=127) of the respondents agreed that emerging technology tools (e.g. laptop, smartphone, etc.) allow them to use multimedia resources when learning. It was further

indicated in Table 5 that, a large proportion of students (63%, n=94) agreed that they usually compare lecturers' lessons (information) to online information. Moreover, the results revealed that 72% (n=108) takes online courses easily with the aid of technology tools. The results of students' responses further indicated that 52% (n=78) watch educational movies and play educational games more than they learn with emerging technologies. Finally, on the assertion that they use online cloud accounts to back up their educational documents in case of any loss of information, 61%(n=92) of the students agreed. Mean of the total responses on Table 5 ranged from 1.61 to 2.49

## DISCUSSION AND CONCLUSION

The results from this study shows that there is an increase trend in the use of professional learning networks and emerging technologies for that matter. Most literature review have confirmed the findings of this study. Results from the study showed that students use services provided by messaging apps such as WhatsApp, SMS to get relevant academic information which matches with Patel, Darji, and Mujapara (2013)



who conducted a survey to show how an intelligent community and professional learning networks are useful for students and professionals. They found that most participants use social networking tools for learning purposes. This study revealed that professional learning networks and emerging technologies also help students to integrate ongoing reflection, analyze, critique, evaluate and synthesize information, ideas, principles, concepts and practices to mention but a few. It also supports students' professional learning experiences, promotes mastery and refined use of information for assignments and learning, provides support to supplement lecture instruction, link feedback with own thought processes when asked questions on platforms and deepens students' content knowledge on issues under discussion whilst preparing students for the digital future. This finding is in line with Stokic, Correia, and Reimer (2013) who conducted a study to explore supportive social computing-based technologies for cross-organizational collaborative learning and knowledge building activities. The results of their study confirmed the relationships between collaboration supported by Social Networking Sites and motivation to learn, and between the willingness to share knowledge and the self-efficacy for learning and knowledge building.

Students use professional learning networks in several ways most of which enhance studies and others which are used for pleasure. Respondents also stated that they participate in class online discussions using platforms such as Google Classroom, Edmodo which concurs with other studies done in the area (e.g. Ekoç, 2020; Kom & Simamora, 2019; Marín-Juarros, Negre-Bennasar, & Pérez-Garcias, 2014).

Generally, the students exhibited positive attitude towards the use of professional learning networks using emerging technologies. It is in this vein that teachers are challenged to search means of applying emerging technologies which will assist them in organizing and managing their service-learning project for students to participate and gain the needed knowledge and skills in order not to deny their students of tomorrow's digital exposure. From the research, it is also recommended that drawing of academic curricula should contain emerging technologies so as to improve ways of learning, especially professional learning networks. Educators should be encouraged to make available learning materials in the form of videos, audios, and make them accessible through social media and other handles for students' benefit. Furthermore, institutions are encouraged to improve on Wi-Fi networks accessibility at their institutions. Education on the usage of emerging technologies' usage should be intensified as well to outline their advantages and

discourage users from patronizing the negative side of technology.

## REFERENCE

1. Cao, Y., Ajjan, H., & Hong, P. (2013) *Using social media applications for educational outcomes in college teaching: A structural equation analysis. British Journal of Educational Technology* 44(4), 581-593.
2. Chang, H. H., & Chuang, S. (2011). *Social capital and individual motivations on knowledge sharing: Participant involvement as a moderator. Information & Management* 48(1), 9- 18.
3. Coe, R, Aloisi, C, Higgins, S and Major, L (2014) *What makes great teaching? Review of the underpinning research, Sutton Trust, Durham University, CEM*
4. DuFour, R, DuFour, R, Eaker, R, and Many, T (2010) (2nd ed.) *Learning by doing: A handbook for professional learning communities at work, Bloomington, IN; Solution Tree*
5. Ekoç, A. (2020). *No teacher is an island: technology-assisted personal learning network (PLN) among English language teachers in Turkey. Interactive Learning Environments*, 1-17.
6. Eaker, R, DuFour, R, and Burnette, R (2002) *Getting Started: Re-culturing Schools to Become Professional Learning Communities. Bloomington, IN: National Educational Service*
7. Elaimi, K. (2014). *The Impact of Organizational Factors and Web 2.0 Technologies on Knowledge Sharing in Saudi Arabian Firms. The Journal of Human Resource and Adult Learning*, 10(2), issue 30, 30-40.
8. [file:///C:/Users/acer/Downloads/Trust\\_ProfLearnin\\_g\\_Networks.pdf](file:///C:/Users/acer/Downloads/Trust_ProfLearnin_g_Networks.pdf)
9. Flanigan, R. (2011). *Professional learning networks taking off. Education Week. Retrieved October 28, 2011, from http://www.edweek.org/ew/articles/2011/10/26/09edtechnetwork.h31.html?tkn=NXCfRti53Q/RNUP7oI3Dyieu/9gskTJyoOc/*
10. Hord, S (1997, 2003) *Professional Learning Communities: Communities of continuous inquiry and improvement, Austin, TX; Southwest Educational Department Laboratory (SEDL)*
11. Kane, K., Robinson-Combre, J., Zane, L., & Berge, Z. L. (2010). *Tapping into social networking: Collaborating enhances both knowledge management and e-learning. Journal of information and knowledge management systems* 40(1), 62-70.
12. Killion, J and Roy, P (2009) *Becoming a learning school. Oxford, OH; National Staff Development Council*
13. Kom, S. A., & Simamora, B. (2019). *Evaluation of the Learning Process of Executive Education II to Improve the Learning Outcomes in PLN Group. International Journal of Mechanical Engineering and Technology*, 10(3).



14. Majchrzak, A., Faraj, S., Kane, G. C. & Azad, B. (2013). *The Contradictory Influence of Social Media Affordances on Online Communal Knowledge Sharing*. *Journal of ComputerMediated Communication*, 19(1), 38–55.
15. Marín-Juarros, V., Negre-Bennasar, F., & Pérez-Garcias, A. (2014). *Construction of the foundations of the PLE and PLN for collaborative learning*. *Comunicar: Revista Científica de Comunicación y Educación*, 21(42), 35-43.
16. McLaughlin, M and Talbert, J (2006) *Building School-Based Teacher Learning Communities: Professional Strategies to Improve Student Achievement*, New York and London; Teachers College Press
17. Pastor, L. (2012). *Breaking boundaries in entertainment and learning*. *eLC Research Paper Series*, 5, 06-13.
18. Patel A. S., Darji, H. & Mujapara, J. A. (2013) *A Survey on Role of Intelligent Community and Social Networking to Enhance Learning Process of Students and Professionals*. *International Journal of Computer Applications* 69(4), 14-17
19. Stevenson, M., Hedberg, J. G., O’Sullivan, K. A., & Howe, C. (2015). *Development to learning: Semantic shifts in professional autonomy and school leadership*. *Educational Media International*, 52(3), 173–187.
20. Stokic, D., Correia, A. T., & Reimer, P. (2013). *Social Computing Solutions for Collaborative Learning and Knowledge Building Activities in Extended Organization*. *The Fifth International Conference on Mobile, Hybrid, and On-line Learning*, eLmL 2013.
21. Timperley, H (2008) *Teacher professional learning and development*, *International Academy of Education, Educational Practices Series (18)*, OECD
22. Trust, T, Krutka, D. G, & Carpenter, J. P. (2016). *we are better”: Professional learning networks for teachers*. *Computers & Education*, 102, 15-34.
23. Trust, T., Carpenter, J. P., & Krutka, D. G. (2017). *Moving beyond silos: Professional learning networks in higher education*. *The Internet and Higher Education*, 35, 1-11.
24. Trybus, J. (2014). *Game-Based Learning: What it is, why it Works, and where it is going*. White paper: New3 Media Institute. Retrieved from <http://www.newmedia.org/gamebased-learning--what-it-is-why-it-works-and-where-its-going.html> (accessed April 2015)
25. Warlick, D. (2009, March/April). *Grow your personal learning network: New technologies can keep you connected and help you manage information overload*. *Learning & Leading with Technology*, 36(6), 12–16.



## MIMICRY AND QUEST FOR IDENTITY: A STUDY OF ARVIND ADIGA'S *THE WHITE TIGER*

Subham Ghosh<sup>1</sup>

<sup>1</sup>Research Scholar,

Department of Humanities and Social Sciences,  
IIT Patna, Patna,  
India

Article DOI: <https://doi.org/10.36713/epra5337>

### ABSTRACT

*In The White Tiger Arvind Adiga has portrayed a picture of India just after independence. Balram Halwai is the central character and this novel shows the struggle of Balram to make himself free from the "darkness", establishing as a successful entrepreneur and thereby making his Identity. Mimicry of the colonizers is a very common thing in a colonized nation but this paper, through the examples of the characters in the novel, will show how the subjects of a colonized nation continue to imitate others even after the colonial rulers are gone and how through this imitation they constantly recreate their identity and seeks to find an establishment.*

**KEY WORDS:** mimicry, identity, postcolonialism, Arvind Adiga

### INTRODUCTION

"...the rarest of animals, the creature that comes along only once in a generation" (25) – this is how a white tiger is defined in Arvind Adiga's novel, and *The White Tiger*, the novel, is literally a "white tiger" in the "jungle" of Indian English literature, winning not only the Man Booker Prize in 2008 but also the hearts of the hundred million Indians at the same time. In this novel Adiga depicts a picture of post-independent India. The chaotic situation that prevailed in India just after the end of British rule is very much conspicuous here. He has come up with different themes like poverty, corruption, self-determination and life struggle in this novel but the charm of the novel is created by his artful juxtaposition and presentation of the opposite kind of things. On one hand he shows the poverty, malnutrition, illiteracy and "darkness" of the interior India and on the other hand he presents the India in light, the affluence and a promising market open for globalization. What happens when these two, radically different faces of India come face to face, interact with each other and eventually amalgamate is the very characteristics of the novel that mesmerizes us. Balram Halwai, the son of a rickshaw puller and born in a "dark" village named "Laxmangarh", is the central character of the novel. He could not continue

his study and had to work to support his family, gradually climbed the ladder of the society only to become a successful entrepreneur at Bangalore; and his struggle in life and the experience that he gained makes up the basic skeleton of the narrative of the story. The whole story revolves around him, his poverty, how he came to the connection of rich people and finally became rich himself. However a second aspect that attracts our view is the development of characters. How the postcolonial people create their identity is a matter that needs to be put under microscope. People, in a newly independent India, take the recourse of mimicry and thereby recreate their identity in order to have a hold in the newly emerged society which is a fertile and promising ground for foreign trades and investment. Balram in this way becomes the famous Mr. Ashok of Bangalore from the poor boy of Laxmangarh. This paper therefore will try to investigate how the postcolonial theme of mimicry is adopted by the characters in *The White Tiger* and how, after becoming a "mimic man" they define their own self and identity.

### MIMICRY AND IDENTITY

The term "mimicry" simply means "the imitation of one species by another" (Kumar 119).





John R. G. Turner, in terms of bioscience defines "The resemblance of many organisms to some object is known as mimicry" (219). But in the domain of literature the term was made popular by the famous postcolonial critic Homi K Bhabha while analyzing colonized identity. He says, "...mimicry emerges as one of the most elusive and effective strategies of colonial power and knowledge." (126). The colonized are constantly taught that they don't have any past, any culture, any civilization; they are leading a barbarous life and therefore they are inferior to the colonizers. The colonizers defend their act of colonization by arguing that they, through the process of colonization, are performing their moral duty to make the uncivilized people civilized and educated. The colonized on the other hand out of an inferiority complex and an urge to rise up, tarts to ape the colonizers. They put on the colonizers' dress, practice their religion, behavior and eat their food. But ultimately there are certain things that cannot be imitated, such as the body complexion and therefore they end up becoming mimicry of the colonizers. This is what Bhabha defines "...a subject of a difference that is almost the same, but not quite" (126). Being mimicry the colonized suffer greatly from an identity crisis. They can neither relate themselves to their previous self nor are they accepted as equal to the colonizers. They constantly haunt for a stable identity that they can proclaim. And as they cannot find one, they start revolting against the rulers. However, this identity crisis continues even after the colonizers go away. Identity is the attribute that defines oneself and pinpoint one's position with respect to his surroundings. According to James Fearon, "...an identity is some distinguishing characteristic that a person takes a special pride in or views as socially consequential but more-or-less unchangeable." (2). But in a postcolonial nation the people suffer from the identity crisis even after the colonial rule comes to an end because the colonizers leave behind them the long drawn systems and bureaucratic policies that the colonized even after being free continues to practice. In such a postcolonial space one cannot hold his genuine self without mimicking others. As Lacan stated, "The effect of mimicry is camouflage.... It is not a question of harmonizing with the background, but against a mottled background, of becoming mottled..." (92). So, in the society the lower class people try to mimic and imitate the people belonging to higher class, to climb up the economic and social ladder of hierarchy. In *The White Tiger*, this is the same case where the poor people of India imitate the rich and the rich continue to imitate the so called "civilized" Europeans and Americans and in this process of mimicry their identity undergoes a huge change. Some can successfully establish themselves and create their desired identity; on the other hand there are some who in the quest of their identity

doom their futures. This paper therefore will try to focus on some of the textual references from *The White Tiger* which will give us a clear picture of the postcolonial India and its people. It will try to investigate, through the character development of Balram and others, the effect of mimicry in their lives and their approach towards making of their new identity.

### BALRAM'S QUEST FOR IDENTITY

The whole story of *The White Tiger* is written in an epistolary form in which Balram writes to the Chinese Premier Mr. Wen Jiabao about his life and how he became one of the most successful entrepreneurs in Bangalore. Prashant Jadhav notes, "The identity is the prime concern in the novel through which the writer highlights most of the evils in the Indian societies" (36). Therefore the first ever description in the novel about Balram's early life is written thus: "He's half-baked.... That's the whole tragedy of this country" (Adiga 10). While introducing oneself one usually mentions the name first – the name with which he is identified. But for Balram, he didn't get even a name from his parents or grandparents: "I'd never been given a name" (Adiga 13), neither he had any idea of his age – "...when I was six or seven or eight years old..." (Adiga 15). His first social identification, his name Balram, he got from the teacher when registering his name in the school. So we find the picture of a poverty ridden India where the people do not bother even to name their children. However Balram had something different in his mind: "I was destined not to stay a slave" (Adiga 41). It was his father who inspired him to be a true man with his own esteem and true identity. His father used to say, "My whole life, I have been treated like a donkey. All I want is that one son of mine – at least one – should live like a man" (Adiga 30). Balram had been a bright student in school. One day a school inspector came to visit the school and he was very impressed by the talent of Balram. He promised to arrange Balram a scholarship and from him Balram gets a new name, a new identity, "the white tiger". This name is very symbolic in this novel because Balram, unlike his father who had compared himself to donkey, in future will prove himself to be the rarest and fearless of all creatures – a white tiger in true sense. D. R. Paramita Roy comments upon this, "He kept his distinctiveness as the white tiger till the end of the novel, by being an individual with rare tenacity" (203).

Balram was taken out of school to work at a teashop and pay to his family, but his indomitable zeal to create his identity leads him to learn driving. Somehow he managed the money to pay the tutor but here was another problem. The caste and class based identity is very much prevalent in India. He was made to know that driving did not belong to the kind





of job a “Halwai” did as his driving tutor commented, “It’s like taming a wild stallion – only a boy from warrior caste can manage that.... Muslims, Rajputs, Shikhs – they’re fighters, they can become drivers. You think sweet-makers can last long in fourth gear?” (Adiga 56). Not only the tutor, but his employers also were suspicious about his caste: “All our employees are top caste. I won’t hurt to have one or two bottom castes working for us.” (Adiga 64). Mandiclarck observes upon this, “Balram Halwai’s character serves as the primary representation of success in a simultaneously globalized and developing nation that still holds on to its pre-colonial class system...”. Balram at this stage of development himself was not unbiased about caste and race. He was disgusted with the Nepali, Ram Prasad and his position as the second driver. He thought himself to be the most eligible for becoming the first driver. Kaharudin and Kurnia argues, “The Nepali is Nepali race. Ram Prasad is Arabian race, while Balram himself is Indian. He feels that he is the origin one, therefore, he indirectly desires to be the highest worker in the house” (100).

While writing about the voting system in India, the country which claims it to be the largest democracy, Balram angrily says, vote is a commodity in India, which can be sold and bought. When he worked in the tea shop at Dhanbad, once the tea-shop owner sold his and his co-workers’ vote to a political party for some money. This is how one’s right, one’s identity is commodified here. He shares one of his father’s experiences as “My father told me that night, I’ve seen twelve elections – five general, five state, two local – and someone else voted for me twelve times” (Adiga 100). And regarding the present election he says political parties get their money from the rich men like the Stork who by donating some money to the party fund enjoys some illegal privileges. Therefore a citizen’s identity for choosing their Government in India is really very illusive. However, coming to this point we have met almost all the characters and among them the characters of Balram, Vijay and Ashok are significant because they all had their ambition to do something moving out of the “darkness” and acquire not only a social status but an identity. In the words of Dr. Anjali Verma, “Adiga has graphically portrayed the different images of India – India of light and India of dark. But his focus is on the later and he tries to give it a literary voice.” (04).

However the major thing that helped these characters to create their identity is the mimicry of others who are socially in a higher position, and in this novel the notion of mimicry is presented as an instinctive behavior of mankind as Balram, when at school tried to imitate the teacher’s activity of chewing *paan*. “we stole *paan* from his pockets; distributed it amongst ourselves and chewed on it; and then’ imitating his spitting style – hands on hips,

back arched slightly – took turns spitting at the three dirty walls.” (Adiga 29). As a child he was mesmerized to see Vijay, the bus conductor, with his shiny, meticulous uniform and silver whistle. And finally the grown up Balram, when visited Delhi, turned ambitious and again started to imitate the lifestyle of city people. He talked to the taxi drivers in Delhi and observed the attitudes of people. Famous postcolonial critic Derek Walcott comments, “To mimic one needs a mirror.” (6), so for Balram, Ashok became the mirror looking at whom he could appropriate him. He started drinking whisky – though cheap in quality, buying t-shirts to look gorgeous and visiting prostitutes. He also stopped chewing *paan*; he started to brush his teeth and tried to keep himself reserved, rather than gossiping with other taxi drivers. But as Prof. Shakate Samarao observes, “Rootlessness is slowly developed in the mind of Balram. Cleaned society needs clean clothes but they need not clean men. Balram changed roles as per demand of the period...” (01), and his ambition for living the life of a master not of a slave grows more and more, which ultimately leads him to the murder of his own master, and finally at Bangalore he takes after the name of his master “Ashok” itself though the surname was Sharma. For Vijay, he also “changed uniform” again and again to climb up the ladder. From being the son of a pig farmer his first success came when he became a bus conductor which brought enough respect to him in the village but he was also very much ambitious and didn’t stop merely becoming a conductor. He joined politics and it is due to his perfect mimicry and cunning wit that he moved forward rapidly in rank. At Delhi Balram again found him and became stunned to see the change he incorporated. He was wearing tie and shoes like a corporate man and was drinking foreign whisky with powerful politicians. Balram wondered how Vijay, his childhood hero had completely changed his identity and this made his ambition more deep rooted than before. And finally, in case of Ashok, he was also the son of the same soil where Balram was born and brought up but being the son of a rich landlord he was sent to America for study where he adopted himself in American culture. Due to his fascination to American culture he had married Pinky madam, a Christian and coming to India he took an Americanized apartment in Gurgaon. He had to go against the decision of his conservative and orthodox family of not marrying a non-Hindu woman. He also enjoyed foreign whisky and the suitcase that he used to carry for the bribes was also decorated in Italian style. Not only Ashok imitated the American lifestyle but also exoticised India before his wife. Under the influence of American culture he had also turned into a mimic man and this got clearly reflected by his movements and behaviors in the novel.



## CONCLUSION

So, coming to the conclusion, we can justifiably say that the characters, especially Balram, through constantly destroying their previous identity and mimicking the activities of others in better position, gradually reach a position of social establishment. Pinky retreats back to New York, at her space, to find her identity. The quest that Balram did his whole life may not have purified his soul morally but as ram Bhawan Yadav has noticed, "Adiga has commissioned a novel in which representation of subaltern and their resistance for their identity and status is presented as their struggle aspiring to be from periphery to centre" (3). Balram here represents the majority of Indian population who are poor and who live in the "darkness" and cannot define their identity. Balram is an inspiration for them who want to break the shackle and go out to recreate their identity, because in the very character of Balram the spirit of new India lies hidden as Kaharudin and Kurnia mentioned in their article, "Adiga's *The White Tiger* must be so close to this anticolonialism where Balram tries to be himself, not as slave, not as driver, but an entrepreneur. He seems to give an instance that India should be like him, free and no demands." (98).

## REFERENCES

1. Adiga, Arvind. *The White Tiger*. New Delhi: Harper Collins Publishers, 2018. Print.
2. Bhabha, Homi K. "Of Mimicry and Man: The Ambivalence of Colonial Discourse." *Discipleship: A Special Issue on Psychoanalysis* 28.10 (1984): 125-133. JSTOR. Print.
3. Fearon, James D. "What is Identity (as we now use the word)." *Unpublished Manuscript*. Stanford University, Stanford, Calif (1999).
4. Jadhav, Prashant. "Arvind Adiga's *The White Tiger*: A Search for Identity." *New Man International Journal of Multidisciplinary Studies* 1.4 (2014): 36-41. *newmanpublication.com*. Web. 17 Aug. 2020.
5. Kaharudin, Irawan, Fabiola D. Kurnia. "Postcolonialism as Spatial Politics in Arvind Adiga's *The White Tiger*." *Litera-Kultura* 3.1 (2015): 96-102. *jurnalmahasiswa.unesa.ac.id*. Web. 16 Aug. 2020.
6. Kumar, Sanjiv. "Bhabha's Notion of Mimicry and Ambivalence in V. S. Naipaul's *A Bend in the River*." *Researcher's World – Journal of Arts, Science and Commerce* 2.4 (2011): 118-122. Print.
7. Lacan, Jacques. *The Four Fundamental Concepts of Psychoanalysis*. Trans. Alen Sheridan. New York: W. W. Norton & Company, 1981. Print.
8. Mandyclark. "The White Tiger, Arvind Adiga." *Web blog post. Postcolonial Literature*. Mandyclark, 5 Dec. 2012. Web. 17 Aug. 2020.
9. Roy, D. R. Pratima. "Issues of Identity in Arvind Adiga's *The White Tiger* and Fyodor Dostoevsky's *Crime and Punishment*." *International Journal of English Language, Literature and Translation Studies* 2.1 (2015): 202-206. Print.
10. Samarao, Shakate Bharat. "The White Tiger: Quest of Existence." *International Journal of Scientific and Research Publication* 2.6 (2012): 1-2. *ijspr.org*. Web. 17 Aug. 2020.
11. Turner, John R. G. "Mimicry: A Study in Behavior, Genetics, Ecology and Biochemistry." *Science Progress* 58.230 (1970): 219-227. Print.
12. Verma, Anjali. "The White Tiger: A Postcolonial Perspective." *Journal of Teaching and Research in English Literature* 9.2 (2018): 1-4. *sites.google.com*. Web. 16 Aug. 2020.
13. Walcott, Derek. "The Caribbean: Culture or Mimicry." *Journal of International Studies and World Affairs* 16.1 (1974): 3-13. Print.



# CRIMINAL PROCEEDINGS AGAINST MINORS: INTERNATIONAL STANDARDS AND NATIONAL LEGISLATION

**Saidvaliev Rakhmatulla Umarovich**

Senior lecturer of the Department of General  
Military Disciplines of the Military-Technical  
Institute of the National Guard of the Republic  
of Uzbekistan

**Sharipov Azam Azimjanovich**

Senior lecturer of the Department of General  
Military Disciplines of the Military-Technical  
Institute of the National Guard of the Republic  
of Uzbekistan

---

## ANNOTATION

*This article develops practical proposals based on the analysis of compliance of standards created on the basis of international legal documents recognized as the Rights of a child with the norms of the current legislation of our country.*

**KEYWORDS:** *child rights, UN, international standards, juvenile justice, General Assembly, Declaration, process.*

---

## INTRODUCTION

It is emphasized that the Constitution of the Republic of Uzbekistan recognizes the supremacy of universal norms of international law.

President of the Republic of Uzbekistan M. Mirziyoyev, in his speech at the ceremony dedicated to the 27th anniversary of the adoption of the Constitution of the Republic of Uzbekistan, stressed that "Our head encyclopedically guarantees the rights and freedoms of individuals, political, economic and social rights of people and citizens in full compliance with the requirements of the universal Declaration of human rights and other fundamental international documents"[1].

By bringing the domestic legislation of our state in line with international standards, it has ensured that Uzbekistan fulfills its obligations and has a high reputation in the eyes of the international community[2].

The Criminal procedure code of the Republic of Uzbekistan defines the procedure for conducting cases of juvenile crimes in a separate Chapter, and also sets specific requirements for the consideration of criminal cases of minors in the judicial system. Consideration of cases of juvenile crimes in a closed court complex is conducted according to all procedural rules.

## REVIEW

In judicial proceedings in cases of juvenile crimes, the court has the right to exclude him from the courtroom with its own decision when considering cases that could negatively affect the

protection of the minor offender, the legal representative, as well as the opinion of the Prosecutor and the minor offender. In accordance with article 551-562 of the Criminal procedure code of the Republic of Uzbekistan, the court informs representatives of self-government bodies of citizens, if necessary representatives of other organizations of the Commission that carries out activities for minors, about the organization of the enterprise where minor representatives of guardianship or guardianship bodies studied or worked... it complies with the Criminal procedure legislation of developed foreign countries[3].

The reason that criminal proceedings in this category are specified in a separate Chapter of the law is that other rules apply to them. It should be noted that minors take into account their social and psychological state when conducting criminal cases. Astemirov Z. A. said: "Minors have sharp thinking, quick anger, an inability to behave, an inability to fully assess the situation. This is due to the peculiarities of age, it is necessary to make an exception in the legislation and make additions"[4].

The introduction of a number of educational measures in the legislation of the Republic of Uzbekistan on minors shows that their protection in this regard takes a leading place. Thus, an adult has a real opportunity to stop their criminal activities and save from falling into the negative influence of the environment in places of deprivation of liberty. In fact, article 26 of our Constitution states that "Every person accused of committing a crime is tried legally and transparently in court, and they are



not considered guilty until their guilt is clear. In court, the accused is provided with all conditions for self-defense"[5]. Article 45 states that the rights of minors are protected by the state.

It should be noted that Uzbek legislation on the protection of minors is being formed and developed in accordance with international standards and norms. These documents include important international documents that reflect the main factors of the UN state policy on minors.

These international instruments include:

Declaration of the rights of the child (adopted by UN General Assembly resolution No. 1386 of 20 November 1959);

Rules of the UN minimum standard for the administration of juvenile justice (Beijing rules, adopted by UN General Assembly resolution No. 40/33 of 29 November 1985);

Declaration on legal and social principles of international and national child rearing and adoption, improvement of their condition and protection (adopted by UN General Assembly resolution No. 41/95 of 1986).

We can also cite the Convention on the rights of the child and other documents adopted by the UN General Assembly in 1989.

The Convention on the rights of the child, adopted by the UN General Assembly, was ratified by 193 countries, including the Republic of Uzbekistan on December 9, 1992.

The Convention on the rights of the child establishes measures to prevent and combat all types of offences that may be committed against children. In its article 34, States undertake to protect the child from all forms of sexual disorder, to involve and compel the child to engage in any abnormal sexual activity, and to take all necessary measures to prevent the use of pornographic material from children for the purpose of preparation.

In addition, States should take all necessary measures at the national, bilateral and multilateral levels to prevent the abduction, sale or smuggling of children for any purpose and in any form (35- article 17), it is necessary to ensure that no child is subjected to torture or other cruel, inhuman or degrading treatment or punishment, that the death penalty or life imprisonment is not imposed for crimes committed by young people under the age of 18, and that no child is subjected to unlawful or arbitrary deprivation of liberty (article 17).

## CONCLUSION

We can conclude as follows, the provisions of The United Nations minimum standards for the fair trial of minors; the Declaration on legal and social measures for the education of children at the international and national levels and their adoption, improvement and protection; The Convention on the rights of the child and other

documents adopted by the UN General Assembly in 1989 play an important role in ensuring and protecting all aspects of the rights of children and youth that are considered the heritage of humanity, their continuation, and improving our national legislation based on international standards. In particular, the law of the Republic of Uzbekistan "On the rights of the child", adopted in 2008 on January 7, 2008, fully expresses all the requirements of this Convention and international documents that serve as an independent legal basis for ensuring and guaranteeing their rights in criminal proceedings against minors in our country based on the requirements of international normative legal acts[6].

Juvenile justice, tested in the world experience, was considered as one of the factors for more effective protection of minors based on international standards in the course of judicial reforms carried out in our country in an intensive mode. Juvenālis "children"; jūstitia "justice of justice"), that is, the organization of juvenile justice ultimately leads to greater freedom of criminal proceedings against minors.

## REFERENCES

1. <https://uza.uz/oz/politics/konstitutsiya-va-onun-ustuvorligi-u-u-iy-demokratik-davlat-v-07-12-2019>
2. Karimov I. A. *The concept of deepening democratic reforms in our country and the development of civil society.* - T., 2010. – p. 35
3. *Decision of the Supreme Court of the Republic of Uzbekistan of September 15, 2000, Tashkent, 2000, pp.16-18*
4. Astemirov Z. A. *Responsibility and punishment of imperfect children.* M., 1970, p. 20
5. *The Constitution of the Republic of Uzbekistan.* lex.uz
6. Usmanov M. B. *Human rights. Textbook.* 2018. Publishing house of the military - technical Institute of the National guard of the Republic of Uzbekistan, p. 256.





## SATIRE ON REALITY IN THE STORY "MATTRESS" BY A.F. PISEMSKY

**Egamnazarova Zulkhumor Kodirovna**

Senior Lecturer at the Department of Languages of  
The Academy of the Armed Forces of  
The Republic of Uzbekistan

### ABSTRACT

*The article provides a brief literary analysis of the story "Mattress" by a little-known Russian writer A.F. Pisemsky. The writer in many of his works turned to the topic of corruption of officials, the hard lot of peasants and applied various artistic techniques.*

**KEY WORDS:** *corruption of officials, opposition, contrasting details, phraseological unit.*

### DISCUSSION

Russian writer Alexei Feofilaktovich Pisemsky in many of his works reflected the theme of corruption of bureaucracy and the hard life of peasants. From an early age - while still studying at the Kostroma gymnasium, A. Pisemsky was fond of romantic literature, he even tried to write in this genre himself. In 1844, after graduating from the university, the future writer returned to Kostroma, where he served as an official for ten years. The service, especially the numerous trips to his native land, contributed to a large collection of material for creative activities.

Glory to A. Pisemsky, as a satirist, brought the story "Mattress", written in 1851. The satirical idea of the story is realized by contrasting the features of the "sphere" - a foreign land and a vulgar town that turned out to be hostile. The development of the plot is based on moral "assessments" of the heroes, who do not act so much as do nothing. It is the character's inaction that becomes the source of the satirical depiction of the spiritual crisis. In this regard, A. Pisemsky introduces a mediator into the plot, which helps the shy hero to communicate. The mediator resolves not only everyday, but also mental difficulties; shifting the tiresome, shy and even pleasant everyday details of my life onto other people's shoulders.

To create the image of Paul, A. Pisemsky uses characteristic satirical techniques that can be seen at the very beginning of the story - in the epigraph "It is very difficult to judge family matters, even impossible." This epigraph reflects two tendencies: satirical and biblical. The comic epigraph

is created by a roll call with the epigraph of Leo Tolstoy's novel: "Vengeance for me" and "I will repay", which is interpreted as the problem of guilt and crime. The epigraph of the story helps to understand that the image of the protagonist cannot be perceived unequivocally: Paul can be condemned and sympathized with him at the same time. To understand the hero, let us turn to his name "Mattress". The very interpretation of this word is used in the work in a figurative sense and means "apathetic, lethargic and weak-willed person": *"Laziness is exorbitant, it has no exercise at all: he sits for days on end ... Mattress, perfect mattress!"*

The portrait of the hero emerges from the story of Pavel Perepetui Petrovna's aunt: *"he is not a gambler, not a freak, not a drunkard ..."* the writer uses contrasting details that emphasize the peace and quiet of the hero's world. In every word we feel a sharp, evil mockery, reflecting the typicality of the image, characteristic personality traits that are also found in other heroes - laziness, inaction, inability to declare themselves in society. A portrait sketch helps us see the hero's misfortune - to languish in anticipation that something can be changed, but at the same time do nothing. A. Pisemsky not only names the shortcomings of his hero, but also makes fun of him, using contrast, sometimes exaggeration in the form of hyperbole. For example, *"badly complex and awkward", but at the same time - "shades of thought and feelings"; "Educated, smart" - "there was some sluggishness and sluggishness."*

The satirist uses comparative phrases that create an associative image of a bear: *"don't study, son, be a bear"; "Still a young man, just just a bear;"*



*sitting and chatting with his foot; and relatives call it a mattress.*" In the dialogues of the heroes, the author uses a multi-style vocabulary, which also gives the story a satirical sound: *"tousled hair, unwashed hands"; "You always dance with rubbish"; "Dance with this unfortunate man"; "Brainy old man"; "Son, a terrible weirdo."* In addition, A. Pisemsky uses a distortion technique in some phraseological expressions: *"As if pulling his own burden"* - in Russian: *"his own burden does not pull"*. This phraseological unit has the meaning: *"if you do something for yourself, then even the hardest work becomes easier."* In the lips of the hero - Vladimir Andreevich - it sounds like a mockery, reflecting the character of the blonde.

As already mentioned, the writer not only satirically draws his characters, but also expresses their pain and suffering. This is clearly seen in the second part of the story: the punishment of the heroes begins with their wedding. Paul idealized his life and his life partner: in his dreams his life is beautiful, full of harmony and meaning, he looks with delight at his wife, but in reality this idealism is absent. The contrast between dream and everyday life helps the hero understand his wife's indifference, her unwillingness to understand him. Using psychological elements, A. Pisemsky shows us the moral fall of a person: his hero in the first part suddenly marries, in the second he dies. The tragedy of the situation is used, helping to see the contradiction between the moral qualities of a person and his false-ideal ideas about life.

In our opinion, the whole story "Mattress" is permeated with reality. The life of Russia at that time - like "stagnant water in a swamp", sucked in the best people who dreamed of getting up, changing something in life, but the environment around them was mentally immobile and morally impersonal. Ruthlessly accusing his hero of inaction, A. Pisemsky uses means of contrast. At the same time, the author of the story reflects the main quality of the era - the lack of human freedom: heroes, slaves or despots, who cannot be blamed, appear before us. For example, Beshmetov's wife, in the opinion of the satirist himself, is not to blame that she is soulless and indifferent, her views were influenced by the views and foundations of society, that is, "fate" and "soil". It is impossible to get rid of it, to get rid of it, because it has been absorbed from childhood. The author calls this process "Russian spirit".

The modern rethinking of Pisemsky's poetics allows us to see him as a person of his era - a nobleman in origin, but a peasant in spirit. Most often, researchers call the writer a "peasant of literature"; this is evidenced by the titles of the works: "Boyarschina", "Mattress", "Piterschik", "Essays from the Peasant Life", "Carpentry Artel", "Old Lady". The critic I. Annensky

determined that "he (Pisemsky) knew the secret oral speech of the people, like no one before or after him." "[1., 1979, p. 679].

Until now, the place of A. Pisemsky's satire in the literary process of the second half of the 19th century is poorly understood. In most scientific articles and dissertations, the writer's work is viewed through the prism of the classic works of I.S. Turgenev, L.N. Tolstoy, F.M. Dostoevsky, A.N. Ostrovsky. The stylistic features of the language of the works of A.F. Pisemsky are most often characterized on the basis of the same requirements that apply to the classics of Russian realism. However, the works of art by A.F. Pisemsky, filled with satirical pathos, do not meet the requirements. This factor leads to the fact that many researchers simply violate the requirement, which was once formulated by A.S. Pushkin: "a writer should be judged according to the laws he himself recognized above himself" [3, 2008, p. 24].

The study of the genre system of A.F. Pisemsky contributes not only to the knowledge and understanding of the individuality of the writer's creative position, but also to Russian literature of this period.

## REFERENCES

1. Annensky I.F. *Books of reflections / IF Annensky; prepare N.T.Ashinbaeva et al. - M.: Nauka, 1979.S-679*
2. Eichenwald Y. *Pisemsky: Silhouettes of Russian writers. T. 2 / J. Eichenwald. - M.: Republic, 2004. - S. 266-268.*
3. Kruglova E.N. *The artistic position of A.F. Pisemsky in the literary process of the 1840s-60s: author. dissertation. for competition sch. Ph.D. in philologist. sciences. - Ivanovo, 2008.-- 24p.*
4. *Pisemsky, A. F. Collected works: in 9 volumes / A. F. Pisemsky; ed. A.P. Mogilyansky; prep. text and notes. M.P. Eremina. - M.: Pravda, 1959.-- T. 9.*
5. Prutskov N.I. *Creativity of Pisemsky 40-50s and the Gogol direction / NI Prutskov // Scientific notes of the Omsk State Pedagogical Institute. Series: philology. - 1941. - Issue 1 - p. 3-54.*





## ARABIC WRITING IN THE II-VII CENTURIES AND IT'S REFLECTION IN THE KARAN

**Hasanxon Yahyo Abdulmajid**

Researcher at the Faculty of  
Islamic Studies at International Islamic  
Academy of Uzbekistan

### ANNOTATION

*Scholars claim that the Arabic script is derived from the Nabataean script, based on a number of ancient writings that are now known. Through these writings, it is possible to find out in what way the Nabataean script was changed to the Arabic script, and the script used in the writing of the Karan in the beginning of Islam. Here are three key pointers in moving forward. Two of them belong to the centuries before Islam, and the third was written in the first century AH. The article examines them on the basis of historical evolution and shows how their spelling features are reflected in the Ottoman Mushafs.*

**KEYWORDS:** *Holy Karan, Osman Mushafi, official letter, ancient Arabic inscriptions, Nammora inscription, Mount Usays inscription, Cairo inscription, Tashkent Mushafi ..*

### DISCUSSION

In recent years, special attention has been paid in our country to the study of the rich scientific heritage of our ancestors, to conduct scientific research in this area. A number of decisions taken by the President of Uzbekistan Shavkat Mirziyoyev are a clear proof of our words.

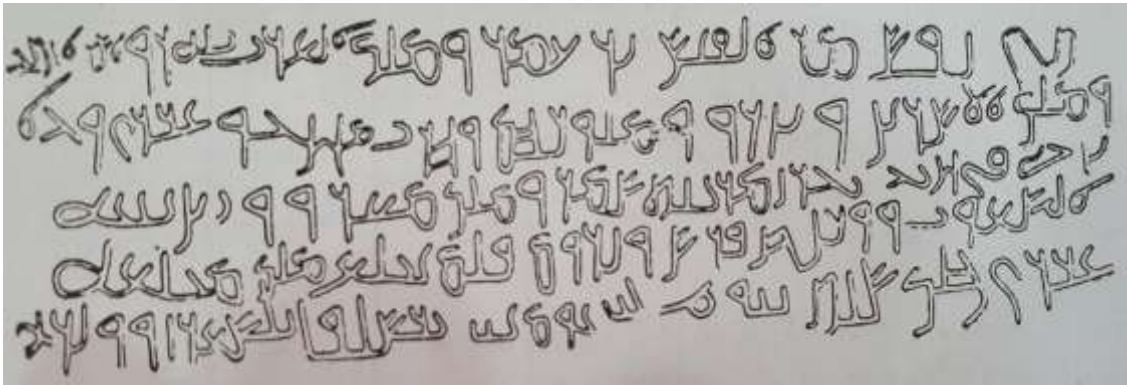
The most unique manuscript preserved in our country is Tashkent Osman Mushafi. The universal significance of this monument and its role in the study of the text of the Holy Karan is incomparable. The reason is that his writing is one of the primary sources in the study of the Mushaf picture letter. There are different views on the nature and origin of this writing, and interpreting it with the rules in force in the ancient Arabic orthography is recognized by experts as the most correct interpretation. Recent scientific studies support this. We aim to explain exactly this meaning in this article.

Our discussion of the features of ancient Arabic writing includes two aspects:

1. Type of letter;
2. To what extent the letters express the sounds of speech.

There are a number of findings now known to scholars, through which it is possible to study in what way the Arabic script was changed from the Nabataean script to the Arabic script, and to the letter used in the early writing of the Karan. Here are three key pointers in moving forward. Two of them belong to the centuries before Islam, and the third was written in the first century AH.

1. **Nammora letter.** It is inscribed on the tombstone of Imri ul-Qays, one of the Arab kings, and is so named because it was found near a place called Nammora in the Havron region of southern Syria. It was written in 328 AD and was discovered in 1901 by French orientalist Rene Dusso and Frederick Makler.<sup>1</sup>



This inscription is written in the ancient form of the modern Arabic script as we know it, and there is little difference between the words of the scholars in reading some of its words and in determining their meanings. We study it on the basis of the interpretation provided by Ghanim Qadduri.

- أسر ذوك له العرب ملك عمرو بن القيس مرزفس تي .
1. التاج
  2. وجاء عكدي محجو وهرب وملوكهم ونزرو الأسيدين وملك ونزل معدو وملك شمر مدينت نجران حبيج في وب زجي
  3. ب نيه
  4. مبلغه ملك ي بلغ ف لم لروم فر سو ووك لهين الشعوب
  5. ولده نوب لسعد ب كسلول 7 يوم 223 سنت هلك عكدي

#### Interpretation:

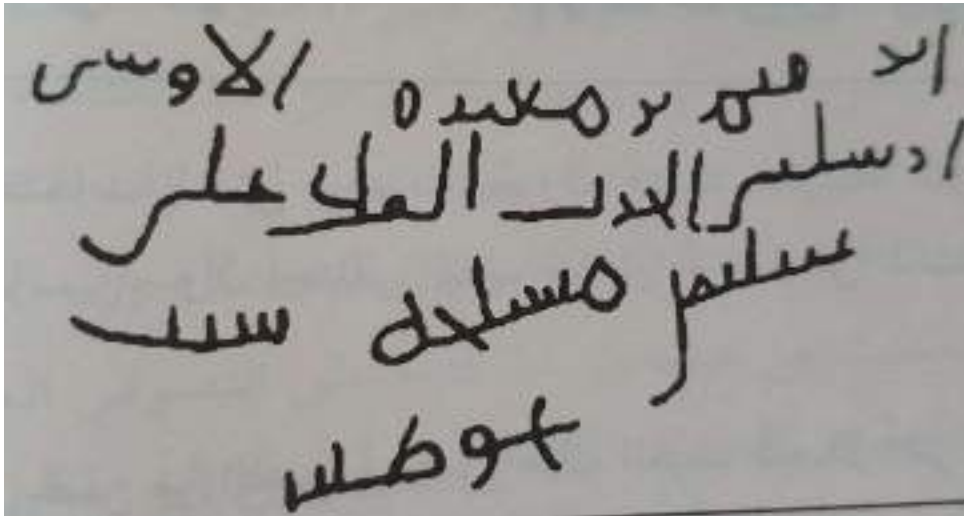
العرب ملك عمرو بن القيس امرؤ (ضريح) نفس (هذه) تي  
التاج أسر الذي ك لها  
وملوكتهم، (عربية قباذل) وذرارا الأسيدين (هزم) وملك  
يزجي (القيس امرؤ أي) وجاء بقوة، منحج وهرب  
مدينت نجران، حبيج في (ب ضراوة ي قات لها)  
أي) الشعوب بنيه ونزل (اليمين في ذمة ب نو) معد وملك شمر،  
أب ناه عين أي) ووك لهين (الشعوب علي أمراء أب ناه جعل  
هلك مبلغه ملك ي بلغ ف لم وروم فر اس (ل لة قباذل شيوخا  
ولده الذي فليسعد، (الأول كانون) ب كسلول 7 يوم، 223 سنة

**Translation:** "This is the tomb of Imri ul-Qays ibn Amr, the king of all the Arabs. He won the

crown. Banu Assad oppressed the Banu Nizar tribes and their kings. He defeated Muzhaj by force. He struck them hard on the threshold of Najran, the city of Shammar (or Shamir). Banu Mada also ruled. He divided the dominion of the nations among his sons and was an ally of the Persian and Roman rulers. No one has reached his level in the kingdom. He died in 223 A.D. on the 7th of the month of Kaslul (according to the Busro calendar, 328 AD falls on October 7). We wish happiness to his children".

Nammora is an inscription in Arabic-Nabataean language, which has great historical and lexical significance. In general, it is the most authoritative in all respects among the ancient Arabic writings. It reflected the point at which the Nabataean letter in the form of the Aramaic script moved away from its original form and became a new Arabic letter by reflecting new properties. When it became a complete Arabic script, it became a participant in a great universal event: the Karan was first written in this letter.

**2. The end of Mount Usays.** This inscription was discovered in 1965 by German scientists on Mount Usays, 105 kilometers east of Damascus. Its writing date is 528 AD. That is, it was written 200 years after the Nammora inscription.



This text is written in today's letter as follows:

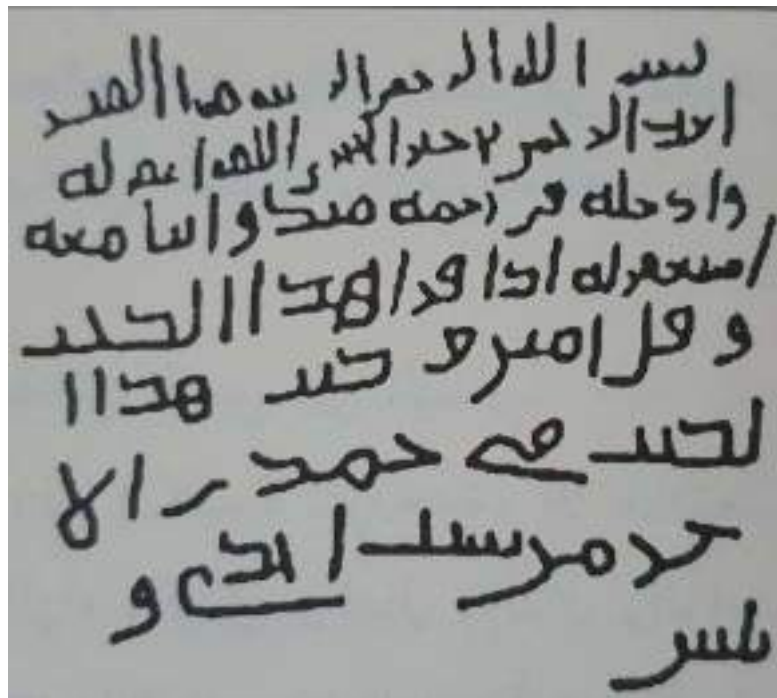
1. الأوسي مغيرة بن (إبراهيم) إيسوي
2. علي الملك (الحارث) أرسدني
3. سنة مسدحة (سد يمان) سد يمين
4. ٤٢٣

Translation: "I am Ibrahim ibn Mughirah al-Awsiy. King Haris (according to the Nabataean calendar) sent me armed against Solomon in 428 AD.

The words of this inscription are written in pure Arabic and read fluently, informing about the war that took place between the Arab tribes. It has no strange words. It contains a lot of information, even though it consists of very short phrases. It contains an

Arabic letter a hundred years before the revelation of the Karan.

**3. Cairo letter.** This inscription was recorded on the tombstone of an Arab Muslim man buried in Egypt and was found in 1929 by Muhammad Hassan the Apostle. The monument is now housed in the Museum of Islamic Sciences in Cairo. It is inscribed on a stone measuring 38 \* 71 cm on 31 AH. It is also referred to in some sources as the "Aswan Inscription" because it was found in the Aswan region of southern Egypt.





The appearance of the inscription in today's Arabic script is as follows (words that are ambiguous in reading are enclosed in parentheses):

1. القبر هذا الرديم الرحمن الله بسم
2. له اغفر اللهم (الحجري) (خير) بن الرحمن لعبد
3. معه (واننا) منك رحمة في وأذله
4. الكتاب هذا (قرأ) إذله اسد تغفر
5. ا هذا وك تب أمين وقل
6. الأجمادي في الكتاب
7. إحدى سنت من خر
8. وثلاثين

Translation: In the name of God, Most Gracious, Most Merciful. This tomb belongs to Abdur-Rahman ibn Khair al-Hajri. O Allah, forgive him and include him in Your mercy. We are with him. When this scripture is read, apologize to him and say "Amen." This inscription was written in the last month of Jumu'ah, 31 AH.

Although the meaning of this text is purely Islamic, it also reflects the characteristics of the Arabic script in the age of ignorance. It was written during the caliphate of Osman when the Mushafs were written.

By studying the above three scriptures, it is possible to identify important features that existed in the Arabic script in the age of ignorance and in the beginning of Islam. They are:

The inscription is from right to left.

Letters other than the letters ا, ز, ر, ا are added in the word section.

In the early stages of Nabataean writing, the letters were written separately. Then, gradually, the letters in a word came together. As a result, two situations arose:

a) A number of letters are written in more than one form according to their place in the word.

b) Letters of a different shape began to mix with other letters. As a result, one character has always meant two speech sounds. For example, the letters د, ر and س. This in turn prompted the addition of dots to similar letters. After all, the characters that distinguish letters did not exist before Islam.

1. The vowels are not expressed in the text, i.e. no action is given. The Karan is written in this style. Actions were invented by scholars in later times.


2. The letter is sometimes used instead of alif. That is, the length has been expressed in ā unli. The word (وسلم عليه الله صلى) in the inscription of Mount Usays and the word (دي) in the Cairo inscription are good examples.

3. In the Usays inscription on the words (مغيرة) and (مسلحة), in the Cairo inscription on the words (رحمة) from the muannas (feminine) tāsi is written with a circle tā (ة) made of the letter hā, while in both inscriptions the word (سنت) is written with a long letter tā (ت).

4. In the Cairo script, some words are written scattered in two lines.

5. In the Nammora inscription, a number of famous horses are written with the letter (و) at the end of the word, but are not pronounced in the speech. For example, (معدو, نزر, عمرو). This image is widely used in plant writing. However, modern Arabic script does not have this technique, except for the letter (و), which is written with the letter (و).

These features of the Arabic script are reflected in the writing of the Karan, especially in the Mushaf script written during the time of Osman. This fact can be clearly seen in the Ottoman Mushaf in Tashkent.



The page contains verses 67-74 of Surat al-Hijr:



«تَفْضَحُونَ فَلَا صَنْفِي هُوَ لَاءِ إِنَّ قَالَ يَسْتَبْشِرُونَ الْمَدِينَةَ أَهْلًا وَجَاءَ  
بِنَاتِي هُوَ لَاءِ قَالَ بَيْنَ الْعَالَمِ عَنِ نَنْهَكَ أَوْلَمَ قَالُوا بَخَزُونَ وَلَا اللَّهُ وَأَنْقُوا  
فَأَخَذَتْهُمْ يَعْصَمُونَ سَكْرَتِهِمْ...» لَفِي إِنَّهُمْ لَعَمْرُكَ بِفَاعِلِينَ كُنْتُمْ إِنْ  
عَلَيْهِمْ وَأَمْطَرْنَا سَافِلَهَا عَلَيَّهَا فَجَعَلْنَا مُشْرِقِينَ الصَّيْحَةَ

On this page you can see the following writing styles from the above scriptures:

The absence of letters from points and movements;

The absence of alifs between words. This can be seen in the example of the words *علام بين* and *فلا بين*. They are written in the present spelling in the form of *علام بين* and *فلا بين*;

Write one word in two lines. For example, the words *مشراقين* and *سافلها*.

Other differences that are important for professionals.

From this comparative analysis, it can be understood that the rules of the book that were in circulation at that time were followed in writing the Ottoman Mushafs. It should be noted that Ibn Qutayba's claim about the literacy of the Companions: "One or two of them could write, they could not write well, they could not express the sounds of speech correctly" was not scientifically based, but contradicted reality.

It should be noted that the above inscriptions written by the Arabs in the pre-Islamic period are examples of monuments found so far. There are also Zabad, Harron, Umm Jamal and other inscriptions that can be studied from relevant sources. The discovery of such findings is still in full swing today.

## REFERENCES

1. *Resolution of the President of the Republic of Uzbekistan dated May 24, 2017 No 2995 "On measures to further improve the system of preservation, study and promotion of ancient written sources"* (<https://lex.uz/docs/3211987?query=xazina>).
2. Ghanim Qadduriy Hamad. *Al-Muyassar fi ilmi rosmil - mushafi and dobtih*.
3. Ghanim Qadduriy Hamad. *Rasmul - mushaf Ammon, Dormu Ammor - 2009*.
4. Ready Altikuloch. *Al-Masohiful-ula. Istanbul, Irsika - 2016*.
5. D. Ibrahim Juma. *Dirosatun fi tatovvuril - kitabatil - kufiyya. Dorul - fikril - arabiy. S. 131*.
6. John F. Healey. *The Early Alphabet. 1990. P. 54*.
7. Shebunin A.F. *Kuficheskiy Koran // ZVORAO Imp. SPb. Publichnoy biblioteki. - St. Petersburg, Marks 1892*.
8. <https://ar.wikipedia.org/wiki/□□□□□□□□□□>
9. [https://ru.qwe.wiki/wiki/Namara\\_inscription](https://ru.qwe.wiki/wiki/Namara_inscription)
10. *Doctor . Fahd Utaybi. Video.*
11. [https://www.youtube.com/watch?v=OGNWvHiK\\_K00](https://www.youtube.com/watch?v=OGNWvHiK_K00)
12. *Modiy Ibrohim. An - Hususul - arabiiyatuc - sab'ya (Emmi arab bituzi): https://ahl-alquran.com/arabic/printpage.php?doc\_type=0&doc\_id=9818*.

13. <https://ketabonline.com/en/books/92014/read?page=18>
14. [https://ru.qwe.wiki/wiki/History\\_of\\_the\\_Arabic\\_alphabet](https://ru.qwe.wiki/wiki/History_of_the_Arabic_alphabet)
15. [https://ru.wikipedia.org/wiki/Коран\\_Усмана](https://ru.wikipedia.org/wiki/Коран_Усмана).





## THE IMPORTANCE OF PROJECT WORK IN TEACHING UZBEK LANGUAGE

**Dilnoza Yuldasheva (PhD)**

Researcher of Silk Road International University of Tourism,  
Samarkand,  
Uzbekistan

---

### ANNOTATION

*The problem of using project work in teaching Uzbek is of great importance. Project work is characterized as one of the most effective methods of teaching and learning the language through research and communication, different types of this method allow us to use it in all the spheres of the educational process. It involves multiskill activities which focus on a theme of interest rather than of specific language tasks and helps the students to develop their imagination and creativity. Nevertheless, teachers are not keen on the idea of providing project work into their lessons because of the disadvantages this method has. The main idea of project work is considered to be based on teaching students through research activities and stimulating their personal interest.*

**KEYWORDS:** *motivation, plans, creativity, self-discipline, responsibility, collaboration, research, reports, displays*

---

### DISCUSSION

A project is an extended piece of work on a particular topic where the content and the presentation are determined principally by the learners. The teacher or the textbook provides the topic, but the project writers themselves decide what they write and how they present it. This learner-centred characteristic of project work is vital, as we shall see when we turn now to consider the merits of project work. It is not always easy to introduce a new methodology, so we need to be sure that the effort is worthwhile. Students do not feel that Uzbek is a chore, but it is a means of communication and enjoyment. They can experiment with the language as something real, not as something that only appears in books. Project work captures better than any other activity the three principal elements of a communicative approach.

These are:

- a) a concern for motivation, that is, how the learners relate to the task.
- b) a concern for relevance, that is, how the learners relate to the language.
- c) a concern for educational values, that is, how the language curriculum relates to the general educational development of the learner. [1,40]

Learners' use of language as they negotiate plans, analyse, and discuss information and ideas is determined by genuine communicative needs. At the school level, project work encourages imagination

and creativity, self-discipline and responsibility, collaboration, research and study skills, and cross-curricular work through exploitation of knowledge gained in other subjects. Successful use of project work will clearly be affected by such factors as availability of time, access to authentic materials, receptiveness of learners, the possibilities for learner training, and the administrative flexibility of institutional timetabling. [1,38]

Project work leads to purposeful language use because it requires personal involvement on the part of the students from the onset of a project, students, in consultation with their instructor, must decide what they will do and how they will do it, and this includes not only the content of the project, but also the language requirements. So from this point project work emerges as a practical methodology that puts into practice the fundamental principles of a communicative approach to language teaching. It can thus bring considerable benefits to our language classroom, like:

- Increased motivation - learners become personally involved in the project.
- All four skills, reading, writing, listening and speaking, are integrated.
- Autonomous learning is promoted as learners become more responsible for their own learning.
- There are learning outcomes -learners have an end product.





· Authentic tasks and therefore the language input are more authentic.

Project work involves multi-skill activities which focus on a theme of interest rather than specific language tasks. In project work, students work together to achieve a common purpose, a concrete outcome (e.g., a brochure, a written report, a bulletin board display, a video, an article, etc). Haines identifies four types of projects:

1. Information and research projects which include such kinds of work as reports, displays, etc.

2. Survey projects which may also include displays, but more interviews, summaries, findings, etc.

3. Production projects which foresee the work with radio, television, video, wall newspapers, etc.

4. Performance/Organizational projects which are connected with parties, plays, drama, concerts, etc.[3,65]

What these different types of projects have in common is their emphasis on student involvement, collaboration, and responsibility. In this respect, project work is similar to the cooperative learning and task-oriented activities that are widely endorsed by educators interested in building communicative competence and purposeful language learning. However, it differs from such approaches, it typically requires students to work together over several days or weeks, both inside and outside the classroom, often in collaboration with speakers of the target language who are not normally part of the educational process.

Students in tourism, for example, might decide to generate a formal report comparing modes of transportation; those in hotel/restaurant management might develop travel itineraries. In both projects, students might create survey questionnaires, conduct interviews, compile, sort, analyze, and summarize survey data and prepare oral presentations or written reports to present their final product. In the process, they would use the target language in a variety of ways: they would talk to each other, read about the focal point of their project, write survey questionnaires, and listen carefully to those whom they interview. As a result, all of the skills they are trying to master would come into play in a natural way.

Let us consider, for example, the production of a travel brochure. To do this task, tourism students would first have to identify a destination, in their own country or abroad, and then contact tourist agencies for information about the location, including transportation, accommodations in all price ranges, museums and other points of interest, and maps of the region. They would then design their brochure by designating the intended audience, deciding on an appropriate length for their suggested itinerary, reviewing brochures for comparable sites, selecting

illustrations, etc. Once the drafting begins, they can exchange material, evaluate it, and gradually improve it in the light of criteria they establish. Finally, they will put the brochure into production, and the outcome will be a finished product, an actual brochure in a promotional style. Projects allow students to use their imagination and the information they contain does not always have to be factual. [1,80]

In conclusion, the objectives of the paper were to highlight the importance of the project work in teaching Uzbek, to discover how it influences the students during the educational process and if this type of work in the classroom helps to learn the language. The organization of project work may seem difficult but if we do it step by step it should be easy. We should define a theme, determine the final outcome, structure the project, identify language skills and strategies, gather information, compile and analyse the information, present the final product and finally evaluate the project. Project work demands a lot of hard work from the teacher and the students, nevertheless, the final outcome is worth the effort. Moreover, project work is effective, interesting, entertaining and should be used at the lesson.

## BIBLIOGRAPHY

1. Brumfit C. *Communicative Methodology in Language Teaching. The Roles of Fluency and Accuracy.* - Cambridge: Cambridge University Press, 1991. - 500p.
2. Fried-Booth D. *Project Work.* - Oxford: Oxford University Press, 1990. - 89p.
3. Hutchinson T. *Introduction to Project Work.* - Oxford: Oxford University Press, 1996. - 400p.
4. Legutke M., Thomas H. *Process and Experience in the Language Classroom.* - Harlow: Longman, 1991. - 200p.
5. Emmer E. T., Evertson C. M., Worsham M. E. *Classroom Management for Successful Teachers (4<sup>th</sup> edition).* - Boston: Allyn & Bacon, 1997. - 288 p.



# ECONOMIC MECHANISMS FOR MODELING THE FORMATION OF THE MANAGEMENT OF PRESCHOOL EDUCATION

**Ganiev E. Eshonkulov X.M.**

The Jizzakhstate Pedagogical Institute,  
Uzbekistan.

## ABSTRACT

*As a of national independence, the state is fast becoming a state of theart policy based approach to completing a full-fledged government policy.*

*For years of independence of the national system of education and training has become one of the most pressing issues of state policy in the republic.*

**KEYWORDS:** *economic- mathematical, information-communication.*

**Information citation:** *Ganiev E, Eshonkulov.X.M.*

## DISCUSSION

Resolutions of the President of the Republic of Uzbekistan Sh.M.Mirziyoev dated December 29, 2016 on measures to further improve the system of preschool education in 2017-2021 on January 25, 2018 on radical improvement of the system of general secondary special and vocational education On innovation approval of the innovative development strategy in 2021

The pre-school education system is the primary, most basic link of the continuing education system. According to the scientific experiments of scientific scientists and experts, 70% of all information and data that a person receives during his lifetime is received by the age of 5 years.. According to the "Roadmap" of the Resolution of the Republic of Uzbekistan dated September 30, 2018 on measures to improve the management of preschool education in 2017-2021, which is a key link in the management of continuing education, the country's economic development prospects and priorities, modern information and innovation Given the introduction of technology, it is important to focus on specialized and related specialties, to train qualified teachers with practical skills and knowledge of at least two foreign languages

Improving the development of standardization of children's furniture production for the healthy physical development of children in preschool education. The main task is to create conditions for all-round intellectual, moral, aesthetic and physical development for the future generation.

On this basis, if more than half of the country's population lives in rural areas, the following roadmap will be implemented to maintain the health of the population, improve its culture, and further improve the quality of education.

The first is to strengthen the material and technical base of preschool education institutions located in rural areas.

Second, to strengthen prevention and advocacy to maintain and improve the health of the rural population.

Third - control over the construction, reconstruction and overhaul of the preschool on the basis of new modern projects.

Fourth, the formation of state funding for the construction of preschool education.Implementation of the fifth through the sponsorship of international financial institutions, organizational and donor countries, as well as legal entities and individuals for the equipment of preschool education institutions.

Improving curricula and programs of qualified and quality teaching for the training and retraining of teachers, taking into account the modern pedagogical and information technologies and methods in accordance with the educational experience of internationally developed countries.

Seventh - optimal placement of preschool education institutions in accordance with the socio-economic development of the region.

Eighth - to create groups for children in preschool institutions in accordance with the



geographical and ethnographic organization of the region.

Optimization of the capacity of the ninth-preschool educational institutions depending on the location of the population in the region in order to further improve the management.

Tenth - Development of educational methods and programs adapted to the application of modern pedagogical and information technologies to improve the management of the preschool education system.

Eleventh - the establishment of an innovative center of information and pedagogical technologies to improve the management of preschool education in the region.

Strengthening the material and technical base of existing preschool educational institutions under construction in the twelfth regions, including rural settlements, providing them with modern equipment, teaching aids, multimedia resources.

Thirteenth is the provision of high-quality preschool education and the introduction of alternative programs to radically improve the preparation of children for quality schooling.

Fourteenth - increase the number of children in preschool institutions in rural areas.

Improving the management of the preschool education system, strengthening the material and technical base, providing them with qualified teachers is the most important factor in the development of the generation.

In this regard, a lot of creative work has been done in our country in 2017-2018, and on the basis of each paragraph of the resolution, intensive and reliable projects are being implemented and practical results are being achieved. Research on early development of preschool youth is being conducted.

It is used to find the optimal solution to the problem through the use of innovative methods in determining the real conditions created for the general and additional demand for teachers and educators of special subjects working in preschool education. Thus, in order to develop a mathematical model for solving the problem of studying the demand for pedagogical specialists in improving the management of preschool education using the above methods, we introduce the following features. Number of preschools in the  $i$ -th region ( $i = 1, 2, \dots, n$ ) the number of experienced teachers working in preschool education institutions in the region.

*T* - planned year.

$T_i - T$  \*  $t$  - time gain

$A_{jt}$  - the number of teachers working in preschool education reduction of demand for pedagogical specialists in the planned years in pre-school educational institutions in the  $bi$ -region.  $Bit$  - training and retraining of  $i$ -pedagogues in the current year.

We develop a mathematical model of the problem based on the number of definitions above.

Form of calculation of the share of pedagogical specialists in the existing state and non-state preschool educational institutions in the region by the share of pedagogical specialists for every 1000 operating.

It will be as follows

$$b_i = (b_i \cdot 100) / a_i \quad (1)$$

Based on the long-term forecast plan (for 5-25 years) the share of the number of managers of higher education institutions training pedagogical staff for preschool education institutions for every 1,000 employees

$$M_i = \frac{\sum_{i=1}^n \sum_{j=1}^m (b_j + b_{ij})^{T-1000}}{\sum_{i=1}^n \sum_{j=1}^m a_{ij}} \quad (2)$$

According to the formula, the number of pedagogical specialists required is determined on the basis of a prospective forecast plan, based on the needs of preschool education institutions in the region for pedagogical specialists.

$$Qb_i = b_i + (b_i + b_{it}) \quad (3)$$

It is possible to determine the difference between the number of pedagogical specialists working in preschool education from the number of pedagogical specialists who should be prepared on the basis of a forward-looking forecast plan to determine the demand for experienced pedagogical specialists with modern pedagogical and information technologies to improve the management of preschool institutions.

$$D_i = L_i - b_i \quad (4)$$

In general, it is important to positively address the demand for pedagogical professionals with modern knowledge in the upbringing of a generation of intellectual, aesthetic and physically harmonious, which is our future.

It is a multi-stage problem and uses a system of mathematical models to determine its optimal solution using a single network model, that is, it is based on a certain mathematical doctrine in optimizing the forecast plan for the construction of preschool institutions.

The issue of training qualified pedagogical specialists is the most important process in improving the management of the preschool education system. Training, retraining and advanced training of pedagogical specialists play an important role in improving the management of the preschool education system.



The problem of the current system of determining the demand for pedagogical specialists, which in some cases does not take into account the needs of one-sided needs, does not give the expected result. Because the problem of determining the demand for pedagogical specialists is usually sufficiently complex, its positive solution is mainly aimed at determining the prospects of pedagogical innovation through socio-economic pedagogical factors.

There are several ways to study the demand for pedagogical professionals in improving the management of the preschool education system, the main of which are as follows. Knowing the level of provision of preschool education institutions with pedagogical specialists, it focuses on determining the dynamic and statistical coefficients of the number of knowledgeable and experienced specialists with modern pedagogical and information technologies in relation to the total number of teachers in educational institutions.

The extrapolation method, on the other hand, focuses on determining teachers' salaries by taking into account long-term calculations based on an innovation plan. Organization of additional annual services by public preschool educational institutions in the field of extracurricular activities after the end of weekends and working hours (child care, tutoring, etc.)

In order to improve the management of preschool education in the regions, to make a proposal to increase the number of admission receipts for pedagogical specialization in preschool education to train qualified specialists, to strengthen the material and technical base of 2,200 preschools in 2017-2021, to reconstruct 50 new 1,167 983 will focus on perfect impact, 6100 short-term groups are planned to prepare 5-6 year olds for pre-school education, which will improve the pre-school education system. attention is paid to preparation.

In accordance with the Decree of the President of the Republic of Uzbekistan "On measures to radically improve the management of preschool education" PF-5198 dated September 30, 2017 to further expand the public and private sectors to improve the management of preschool education Uzbekistan is aimed at educating an intellectually healthy generation by introducing new forms of preschool education.

List of used literature: In accordance with the Decree of the President of the Republic of Uzbekistan "On measures to radically improve the management of preschool education" PF-5198 dated September 30, 2017 to further expand the public and private sectors to improve the management of preschool education Uzbekistan is aimed at educating an intellectually healthy generation by introducing new forms of preschool education.

## LIST OF USED LITERATURE

1. Ganiyev E. *Optimal placement of the network of secondary schools in the region. Pedagogical sciences, №3, 2012*
2. Ganiyev E., Mukhammedov I. *Mathematical modeling, Accommodation and perfection of regional and Professional Educational Establishment on the Bases of Multistage System.*
3. Ganiyev E. *Candidate of economic sciences, Mathematical modeling of the Regional System of Professional Education of the Republic of Uzbekistan. Ausgabe 3 2018.*
4. Ganiyev E. *Prosects of perfection of managerial process by vocational training system miedzynarodoveczasopism naukove colloquium-journal issn 2520-6990 №3 (27), 2019*
5. Ganiyev E. *Mathematical modeling of the regional system of professional education of the republic of Uzbekistan. International correspondence scientific and "Europe education and technology" February 25-26, 2019 London, United Kingdom (international conference printed in the united states of America) 2019.*





## THE IMAGE OF SAGES IN DIDACTIC WORKS

**Zaripova Dilfuza Bakhtiyorovna**

Independent Researcher of Tashkent State University  
of the Uzbek language and literature named after Alisher Navoi

### ABSTRACT

*The article analyzes the image of sages in Yusuf Khas Hajib's "Qutadgu bilig", Ahmad Yugnaki's "Hibat ul Haqoyiq", and Kaykovus's "Qobusnoma". The fact that the image of the sages in the three works was able to increase the didactic value of the work is revealed in the example of the images. It is thought that the creators skillfully portrayed the image of the people of the society they dreamed of. The image of the sages is comparatively organized in the example of the three works.*

**KEYWORDS:** didactics, didactic literature, sage, image, intellect, science.

### DISCUSSION

The eleventh-twentieth century was one of the most difficult periods in the life of the peoples of Khorasan and Movorounnahr. After a long civil war, the Samanids state came to an end. The Karakhanids came to power in Movorounnahr and the Ghaznavids in Khorasan. At that time, the state language was Persian in the Ghaznavid. Along with the lifelong ideas about the people, the homeland, and the world, the religion and enlightenment of Islam have played very important role in the development of this literature. Prominent representatives of Turkish literature Yusuf Hos Hadjib, Ahmad Yugnaki and Kaykovus, who wrote in Persian-Tajik at that time, paid special attention to covering various life issues directly related to the realities of religion and mysticism for the future of society and the country.

"Qutadgu bilig" by Yusuf Khas Hajib, "Hibat ul Haqoyiq" by Ahmad Yugnaki are valuable literary treasures of the Turkic peoples, and Qobusnoma by Kaykovus is a valuable literary treasure of Persian-Tajik literature. That's why these didactic works stood the test of history and survived. The moral, enlightening and philosophical views expressed in the three works have educational significance for all periods.

In the ninth and eleventh centuries, the Renaissance in the East manifested itself in various fields Man and his mental and physical maturity were interpreted in detail by the writers of the time. "Hibat ul haqoyiq" was written under the influence of "Qutadgu bilig". This is called the contact connection of works of the same type in literature. The "Qobusnoma", although written in other folk

literature, seems to be similar in subject matter, but the writers' style of narration is unique.

The survival of all three works has a unique history. Although the work of Yusuf Khas Hajib's "Qutadgu bilig" has been studied in several directions, only well-founded opinions have been put forward by researchers on the content of "Hibat ul Haqoyiq". Kaikous's "Qobusnoma" was written in Persian-Tajik literature and was written in the 11th century. During this period, in Turkish literature, Yusuf Hos Hajib's "Qutadgu bilig" and Ahmad Yugnaki's "Hibat ul Haqoyiq" were written at the same time, and the common denominator of these three works is that all three works were written in a didactic spirit. By analyzing the didactic images in the three works, it is possible to see the creation of similar images and less specific images between the works. By comparing the didactic images in the works of the same type, created in the same period, it is possible to understand the interaction of Turkish literature and Persian-Tajik literature. After all, no literature can develop in a small shell without the influence of others.

**The image of the sage** - Anushirvan, Fath, Abdujabbor Khojani in the Kaikovus's "Qobusnoma", Kuntugdi, Anushiravon, Ogdulmish in Yusuf Khas Hajib's "Qutadgu bilig", Anushiravon in Ahmad Yugnaki's Hibat ul Haqiq can be included. Anushiravon in "Qobusnoma" – real name is Khisraf I and his nickname is Anushiravon. In some sources it is also called Noshiravon. The meaning of the word "Anushiravan" is the possessor of an eternal soul, the possessor of an immortal soul. After his father Qubad died (531), Anushiravan took his father's throne (531-



579) and suppressed the Mazdak uprising. That is why he became famous in the stories as a symbol of justice.

The eighth chapter is called the utterance of memorizing the teachings of Anushiravan and it explains the following teachings:

1. "If a person has knowledge, but does not have a mind worthy of it, this knowledge will harm him"
2. "If you want to be friends, don't be a sergeant."
3. "If you don't want to be embarrassed, don't say I did what you didn't do"
4. "If you do not want to tear your face, do not tear someone's face." [16,57]

These doctrines and teachings are on a variety of topics and are important not only from a literary-aesthetic point of view, but also from a socio-political point of view. In the language of Anushiravan, Kaikovus describes the teachings of an educated person, such as following the science, not holding a grudge against a friend, not giving false testimony, and not committing adultery. Through these wisdoms, Anushiravan is embodied as a didactic image. Kaikovus describes him as an ideal person. This is a way of creating an image in literature. Because in the creation of an image, each image, which belongs to the pen of a real artist, earns the trust of the reader as a completely typical and at the same time real person with his actions, deeds and habits, thoughts, dreams and aspirations. Accordingly, such images are absolutely vital. [2,54] It should be noted that the name **Anishirvon** is also found in "Qutadgu bilig":

286 "Munap butmesa kur bu Nushin ravan,  
 Uqush kuzi birlе yarutte jahan" [3,102]

(Meaning: If you don't believe it, see Nushiravan, he has enlightened the world with his intelligence)

6316 Ya Isa bolub kokke ag'dim taqi men,  
 Ya Nushiravan teg teru tuz yurittim.

(Meaning: I ascended to heaven again like Jesus, or I pursued a fair politics like Nushiravan)

From this verse quoted in "Qutadgu Bilig", we see that Nushiravan was a wise and prudent ruler.

This image is also found in Ahmad Yugnaki's *Hibat ul Haqiq*:

Tetiklikda kendu ayoztin o'zuq,  
 Dod insof tutar chin Anushiravoniy" [1,36]

(Meaning: Its freshness, sensitivity is higher than heaven, it is like Nushiravan in honesty and judgment)

Ahmad Yugnaki described these verses in the hymn of *dod Sipohsolorbek*. The writer likens *Sipohsolorbek* to Anushiravan, who is a man of alertness, sensitivity, honesty and piety. A few of these verses embody the image of a wise didactic in the eyes of the reader.

The image of Fath is one of the woven images. A true generalized-artistic image is formed only when the artistic fabric is combined with the vital fact. Fiction is the result of the writer's active approach to life. With the help of artistic fabric, the writer imagines the positive or negative qualities and opportunities that exist in concrete people that have not yet been realized, developing and changing the fact of life in accordance with the less creative purpose. [2,47]

This image is given in the first story in Chapter 6. The sixth chapter is about attaining a high rank with the Craft, and it is stated that if a person has any high lineage but does not have a craft, he should be deprived of the honor and respect of the people. In addition, this chapter deals with doing good and tells the story of Fath: The Xaliph of Baghdad had a servant named Fath, who was extremely wise, beautiful, and polite and adventurous. Everyone knew science and art. The sailors taught him to swim so that he would not only know how to swim. Fath was a young boy, he still didn't know how to swim well. One day he went to the banks of the Dayla River and threw himself into the water. The water flowed fast. Fath flows. Finally, the wave tossed him to one shore. Meanwhile, the Mutavakkil, the king, swore that if anyone brought Fath alive or dead, he would give him 1,000 dinars and that he would not eat until he saw Fath. The sailors threw themselves into the river and searched for Fath from all sides. One day one of the sailors finds Fath and brings him to the king. When the king told him to bring food, he was hungry, and Fath said: No, every day for 7 days, 20 loaves of bread would flow on the surface of the water in a bowl, and I would take two or three loaves of bread from it. That was the reason I was alive. On each loaf of bread, I am Muhammad bin Husayn as-Askaf, that is, the one who threw these loaves into the river is Muhammad, the son of Husayn Kafshdoz. The trustee searched for the man who had thrown bread into the Tigris River, and when he was asked what the reason was, the man replied: I have been doing this for a year. Throw it in the river as a good deed, so that one day it may benefit you, but I could do no other good, and my strength was this bread, how could they throw it into the river and benefit me? I would keep an eye out," he said. Trust him, whatever you hear and do, whatever you do, you will benefit from it" [16,40]. Fath was extremely wise, beautiful, polite and knowledgeable. Because he was like that, he survived through the coma of the good. In order to complete this didactic image, the writer was able to achieve the didactic goal by including the image of Hussein as-Askof in the story.

**Abdujabbor Khojani** is one of the woven images. This image is depicted in the third story of the thirty-ninth chapter of the work. This figure was also one of the secretaries before the king and was well versed in





the science of fiqh and etiquette. Ahmad Rofe was the secretary of the Emir of Khorasan, a man of great virtue and greatness. He was a close friend of Khojani. Abu Ali, the minister of the Emir of Khorasan, kill Abdujabbor. Send his head to our door. If you do not send me, I am the Emir of Khorasan, I will attack you, get ready for war. The Emir of Khorasan summoned Ahmad Rofe and told him not to tell Abdujabbor. When Ahmad has finished writing Rofenoma, he writes alif at the end of the letter and nun on the other side. Amir sealed the letter despite the title, unaware of the contents of the letter. The letter reached Abu Ali. He handed the letter to Abdijabbor Khojani. Abdujabbor, seeing the alif and nun in the letter, knew that it was about the execution himself, and, under the pretext of bleeding his nose, left the palace and hid. These events reach the Emir of Khorasan. He is surprised and asks how he knows. Ahmad Rofe asks the Amir for safety and says he has given him little information. The bottom line is that being able to be a calligrapher and know how to read and write all kinds of letters is a great profession. [16,192] This image depicts a person who saved a little life due to his wisdom.

**The image of Kuntugdi** in "Kutadgu bilig" is embodied as the mainstay of the state and power, the guarantor of the country's development, the leader of justice, the owner of intelligence. In this image, the creative reader keeps the people with knowledge, without knowledge he does not understand many things, as a result of which the prince makes a mistake, his nobility weakens, and he needs to be treated. The cure for this dilemma is intellect and knowledge, which must be treated with intelligence:

**399** Bu Kuntug'di erdi ati belgulik,

Ajunda javiqmish quti belgulik

(Meaning: This nobleman was Kuntugdi, his name was famous, he was famous in the world and his state of happiness was stable)

**400** Qilinch keni erdi qilqi onay,

Tili chin butun ham kezi kenli bay.

(Meaning: His deeds were correct and his behavior was true, his language was mature, and his eyes and heart were rich.)

**401** Biliglik beg erdi uqushliq udug',

Esizke ot erdi yag'iqqa yudug'

(Meaning: He was a knowledgeable, intelligent and vigilant nobleman, like fire to the wicked, disaster to the wild)

**402** Yana kur kuvaz erdi qilqi keni,

Kuninge keturdi bu qilqi ani.

(Meaning: He was brave, proud, and his deeds were true, and his deeds elevated him day by day.)

**403** Siyosat qilur erdi himmat bile,

Bu himmat yarashur siyosat ,bile

(Meaning: Politics was driven by generosity, because generosity is very compatible with politics)

**408** Uqushliq kim ersa oqidi ani,

Biliglik kim erse bedutti ani[3,121]

(Meaning: He who is intelligent calls him around, and he who is knowledgeable raises him)

Yusuf Khas Hajib places a great responsibility on this didactic image. First of all, since he is a king, he shows in the image of Kuntugdi that he should be an example to the people as a perfect man. As a symbol of justice, Kuntugdi seeks goodness, justice, and strives to lead a righteous life in society.

**Ogdulmish** – Yusuf Khas Hajib creates the image of intellect in this image. He agrees with the king as the son of a minister in the play. Yusuf Khas Hajib emphasized in the 11th century that there should be wise and intelligent people and philosophers with the king. He warns the king that such a state will be great if he is a fair man and decisions are made wisely. The following thoughts of Ogdulmish were able to reveal the didactic image feature. For example, he tells Kuntugdi: If a lion leads a dog, the dogs become a lion, and if the dogs lead a lion, the lions become a dog. [3,123]

Ogdulmish amazes Kuntugdi with his intellect. Writer shows Ogdulmish gradually in his work that from a young age he grew, developed and became mentally exhausted:

**1629** "Yanut berdi O'gdulmish yadi e beg,

Bilig ordusi ey kishilerde eg.

(Meaning: Ogdulmish replied, he said: O nobleman, the land of the learned, O the best of the people)

**1630** Kishike tosulg'u ekegu ajun,

Qilinch edgusi ul ya qilqi tuzun.

(Meaning: What a person needs in two worlds: good deeds and good manners)

**1631** Ekinchi ovut ul uchunchi koni,

Bu uchi bile er bulur qut kuni.

(Meaning: The second is shame, the third is truth, because of this three a person is truly happy)

**1632** Qilinch edgu bolsa qamug' xalq sever,

Qilinch keni bolsa tepke ag'ar.

(Meaning: If the character is good, all the people will love it, if the character is right, that person will be respected)

**1633** Ovut ul tudig'li qamug' tensizig,

Ovutsuzluq erke edi tensiz ug.

(Meaning: Shame refrains from all evil deeds, shamelessness is a very vile evil for a person)

**1634** Konilik ovut ham bu edgu qilinch,

Uchegun birikse bu boldi sevinch.

(Meaning: When truth, shame, and good behavior are combined, it means joy.)

**1635** Taqi bir siliglik qilinch keni,

ekagun ajunda qutadur kuni"[3,290]



(Meaning: Another is purity and truthfulness, which make one happy in two worlds) Khalid Rasul quotes the following thoughts about these images in "Qutadgu Bilig": "The names "Moon" and "Day" in Yusuf Khas Hajib's work are associated with totems. The names of his heroes, such as Aytoldi and Kuntugdi, are connected with the folklore of the Turkic peoples of Central Asia. The widespread use of such names as Oysuluv, Kunbotir, Kuntugmish, Aigul, Barchinoy, Oysanam in Uzbek folk art is an expression of the desire to interpret the dreams and aspirations of the people at a high level, such as the images in Qutadgu Bilig"[4,69]

In fact, the names in the work also serve to reveal the image in detail.

We tried to justify the images of Anushirvan, Fath, Abdujabbor Khodjani in Kaikovus's "Qobusnoma", Kuntugdi, Ogdulmish, Anushiravon in the Yusuf Kos Hajib's "Qutadgu Bilig" and Anushiravon in Ahmad Yugnaki's "Hibat ul Haqoyiq". All three authors were able to achieve their goal. Only among these is Anushiravon mentioned as a historical figure. Anushirvan is portrayed as a wise figure in all three plays. The moving of this image in later didactic works can be attributed to the phenomenon of tradition.

The virtues of "Qobusnoma" are endless: it analyzes all aspects of both physical and mental education with great ingenuity.. Kaikovus also dreams of always having knowledgeable, intelligent and wise people in front of the kings in the play.

We tried to justify the images of Anushirvan, Fath, Abdujabbor Khodjani in Kaikovus's "Qobusnoma", Kuntugdi, Ogdulmish, Anushiravon in the Yusuf Kos Hajib's "Qutadgu Bilig" and Anushiravon in Ahmad Yugnaki's "Hibat ul Haqoyiq". All three authors were able to achieve their goal. Only among these is Anushiravon mentioned as a historical figure

The concept of a work of art is broad. The literature of each period has few artistic criteria and rules, which is undoubtedly the basis for the literature of the next period. Lifelong ideas about the people, the homeland and the world play an important role in the achievement and development of this literature. That is why prominent representatives of Turkish literature paid special attention to the coverage of various vital issues in the way of the future of the people, society and the country. These ideas apply to the works of Yusuf Khos Hajib, Ahmad Yugnaki, Kaykovus, who lived and worked in the XI century. "Qutadgu Bilig" and "Hibat ul Haqoyiq" are invaluable monuments for learning about the history, language, religious, socio-cultural life, literary traditions and worldviews of the Turkic peoples and the "Qobusnoma" for the Tajik peoples.

## REFERENCES

1. [Ahmed Yugnaki. "Hibatul Haqoyiq. Prepared by K.Mahmudov. Gafur Gulom Publishing House of Literature and Art.-T: 1971]
2. [Boboev T. "Introduction to Literary Studies" Teacher Publishing House.-T: 1979, page 47]
3. [Yusuf Khos Hajib. "Qutadgu bilig" Prepared by Qayum Karimov. Science Publishing - T: 1971]
4. [Uzbek Classical Literature. (Anthology) Publishing House of the National Encyclopedia of Uzbekistan.-T: 2016]
5. [M. Mahmudov. "Perfect human – the dream of ancestors. T: Writer's Publishing House, 2002].
6. [I.Haqul. "Wisdom and perception" T: Manaviyat Publishing House, 1998]
7. [Anvar Khojiakhmedov. "Classical art" General edition of Sharq Publishing and Printing Concern, T: 1999].
8. [Nasimxon Rakhmonov. "History of Uzbek literature" Sano-standart publishing house, T: 2017.
9. [Shoniyozov K. "Qarluq davlati va qarluqlar" Tashkent, 1999].
10. [Melioranskiy P. M.O Kutadgu bilig.- Chingizxana.- Zapiski Vostochnogo Otdeleniya Russkogo Arxeologicheskogo Obshchestva, 1900, t. XIII c.015-023]
11. [Samoylovich A. Additions to the predicate Radlov and Thomsen to the translation of a single verse "Kutadgu bilig" .- Reports of the Academy of Sciences, series V, 1928, №2, p. 23-25]
12. [Yudaxin K.K.Bouz ili bu uz? - Epigraphy Vostoka, I.- Sb. st. vod red prof.V.A. Krachkovskoy. M. L., 1947]
13. [Baskakov N.A. Introduction to the study of Turkic languages.-M .: Vysshaya school, 1962; Soviet Turkology, 1970, №4, p.13-19]
14. [Kononov A. N. Slovo o YUsufe ego poeme "Kutadgu bilig" .- // J.Sovetskaya turkologiya, 1970, №4, S.3-12]
15. [Teneshv E.R .. "Kutadgu bilig" i Altun yaruk .- // J. Sovetskaya Turkologiya, 1970, №4, P.24-31; "Kutadgu bilig va" altin yorik ".- // J. Uzbek language and literature, 1970, p.29-36]
16. [Kaykovus. "Qobusnoma" Teacher's Publishing.-T: 2011]



## THE ART OF ABDULLA ARIPOV'S POEMS

**Kurbanova Charros Botir qizi**

The Chair of the Literature in  
The years of Independence and  
The Theory of Literature,  
Research advisor: prof. Khasanov Sh.

---

### ABSTRACT

*In this article, Abdulla Aripov's poetry is analyzed in terms of the relationship of the people's spirit with the national language. The poetic study of the language of Abdulla Aripov's poetry can be carried out in several aspects, and in each of them the unique poetic perception of the artist, the skill of using poetic words is shown.*

**KEYWORDS:** *Poetic analysis, poetic word, artistic creation, language of artistic work, international artistic thinking, folk proverbs, wise sayings.*

---

### DISCUSSION

Abdulla Aripov is a poet who has earned the respect and recognition of the people. The fact that he has won the respect of the people and the country testifies that the poems and epics of the artist have become an expression of the spirit and soul of the nation. "Both the school of writing and higher educational institutions of a poet are one. It's about being alive for a lifetime, sympathizing with your people, and serving truth and justice." After all, Abdulla Aripov is a poet who lived and worked with his people all his life. Because for this poet, people are not an abstract concept, it has a clear meaning. As he says in his poem "Why do I love Uzbekistan", "My people, if the judgment of history had taken you to the eternal glaciers, if you had inhabited the snows, would I not have mercy on those icebergs?" In these thoughts there is a pathos that defines the national spirit of the poet's poetry.

One of the most important issues in today's literary science is the special study of Abdulla Aripov's works, which express human life, his dreams and aspirations at a high artistic level, and have obvious signs of universal poetic thinking. In his poems, the poet chooses a form that fits the artistic content. The folk spirit in art is perceived in harmony with the motives of folklore, the guiding principles of folk art thinking, which have accompanied mankind for thousands of years. That is why there is a need to study the Abdulla Aripov's poetry from the point of view of international artistic thought. The poetic word has a special place in the works of poetry, which are the most vivid, expressive and concise form of figurative thinking. When a poet uses simple words with certain adjectives or phrases,

unexpected meanings, extraordinarily moving, flowing verses emerge. After all, the poems of the poet Abdulla Aripov embody the words and meanings that are as soft as silk, as fragrant as musk, as sharp as a dagger. It is well known that the poetic analysis of the language of a work of art explores the possibilities of poetic speech in expressing ideas. Moreover, this can be seen in the general picture of Abdulla Aripov's work, as well as in many of his poems. The poet tries to expand the meaning of the word, using the opportunities of the native language. The poet, who is able to see with his own eyes the richness of his native language vocabulary, polished like a string of pearls, chooses every word with taste; measured on the scales of thinking. At the heart of the original and figurative method of expression lies artistic logic; of course, this logic comes in a concise and free of any artificial ornaments. In the realization of this form, we see, first of all, the harmony of the poet's preference, thinking and sharp-sighted eyes. In fact, as a result of observing the life of the people, the life experience, conclusions about the socio-psychological conditions, logical generalizations appear in the oral tradition. Proverbs, sayings, aphorisms are passed down from generation to generation and live in the artistic thinking of the nation. In such wise expressions, analogies (metaphors and similes), comparisons (antithesis), parallelism, irony, pitching and other means of artistic expression are widely used. Abdulla Aripov's poetry, of course, has such imagery. For example, in most of the poems of the poet, in short and concise quatrains, it is possible to observe the use of the art of parable, the use of folk proverbs, proverbs in their place for the proof of a certain idea or expression of



feelings. In the poem "Good and Evil" the poet writes:

El aro yuradi bir naql,  
 Xalq uni takrorlab aytadi.  
 Kimsaga yomonlik qilmagil,  
 Bir kuni o'zingga qaytadi.  
 Darvoqe, pand bersang bir jonga,  
 U ham tinch turarmi hech zamon.  
 Deydilar, tufasang osmonga  
 Yuzingga tushgaydir begumon:  
 Yaxshilik qilsang-chi, sen, biroq,  
 Qaytari u senga? Bu muhham...  
 Boshini silasang gohi choq  
 Qo'lingni tishlaydi iting ham. (book 2 page 248).

In this poem, the poet incorporates not one, but several proverbs into the essence of the subject. In the first verse, in order to reveal the value of goodness, he quotes a folk saying about evil, which is the antithesis: "If you harm someone, evil will surely return to you." There are also other options of this saying: "If you dig a pit for someone, you will fall into it" or "If you do good to someone, you will see good". The second verse of the poem uses a slightly polished version of the folk saying, "If you spit in the sky, it will fall onto your face." At the same time, it means that if you touch someone who has not touched you, who has not harmed you, you harm yourself.

In connection with the analysis of the second paragraph above, we would like to emphasize a special feature of Abdulla Aripov's poems. The poet often uses the phrase "They say", "He said" in the process of applying the folk tales and ancient truths in the text of the poem. The poem, which begins with the famous verse "They say, a dog barks - the caravan goes", proves our point. Every beautiful line of the poet emphasizes that behind this word is the ore of folk wisdom. When examining Abdulla Aripov's poems from the point of view of the research topic, it is obvious that in many places the words "philosophy" or "wisdom" are used directly. Some of his poems are titled "Philosophy of a Fox," "Philosophy I Understood," or "the Wisdom of the East." In the first verse of some of his poems, he draws attention to the fact that he utters this "wise" word: "There is a wonderful wisdom in the world" (vol. 2, p. 265), "Listen to this wisdom, my friend" (volume 2, page 342). Although the poet contains in his poems "the word of the people" (vol. 1, p. 307), "a wise man said" (vol. 1, p. 307), "an ancient utterance of life" (vol. 2, p. 118). (p. 2, p. 135), "folk tales" (vol. 2, p. 230), and "the words of the holy old man" (vol. 2, p. 310)., they are synonymous with the wisdom and philosophy the people.

In the poem "Uzbekistan", the history of two or three thousand years of the people is skillfully absorbed, based on the vocabulary of the nation. As we read the poem, the personalities of such great

figures as Beruni, Amir Temur, Ulugbek, Navoi, and their great creative work come to life before our eyes. From the beginning to the end of the poem, in expressing the feelings of goodness and nobility, equality and the struggle for justice, the cast of our people, the unique findings, the magic of the words covered with them gave a new charm to the poem:

Zabtga olib keng Osiyoni,  
 Bir zot chiqdi mag'rur, davongir,  
 Ikki asr yarim dunyoni  
 Zir qaqshatdi Buyuk jahongir.  
 yoki :  
 Temur tig'i yetmagan joyni  
 Qalam bilan oldi Alisher.

or:

Dengiz ortin yoritdi ilk bor  
 Beruniyning aql mash'ali. (Book 1, page 179)

The word in the poem captures the reader's attention. Only the poetic word, which is different from the usual words used, shows the talent of the poet. In the above examples, phrases and expressions such as "conquered", "severely shook", "torch of mind", "conqueror" differ from the norms of ordinary literary language in their artistic tone. In addition, these compounds are also found in folk poetic speech.

Every reader of the poet's poem "Uzbekistan" is filled with feelings of boundless love for the Motherland. In the verses, the vocabulary of our native language is presented in all its splendor. The expression of emotion and reality in the poem is logical, coherent, complementary, and highly artistic, revealing the foundations of social processes.

Thus, the poetic study of the language of Abdulla Aripov's poetry can be carried out in several aspects, and in each of them the unique poetic perception of the artist, the skill of using poetic words is shown. The poet's deep philosophical spirit seems to have a high expressiveness in the use of poetic words in his poetry, which is in harmony with the weighty folk artistic sensitivity.

## REFERENCES

1. Mirziyoyev Sh.M. "Developing the literature, art and culture is the steady base for enhancing the spiritual world of our nation. The speech made by Shavkat Mirziyoyev in the meeting with the intelligent and creative representatives of the Republic of Uzbekistan. – the newspaper "The literature and art of Uzbekistan". – August 4, 2017. – #32 (4431). – Page.1-4.
2. Ashurova G. Tradition and fictional skills in the poetry of Abdulla Aripov (a character, idea and description). A candidate of philological sciences, dissertation, abstract. - Tashkent : 2008, - page. 26.
3. Sharafiddinov O. Happiness of understanding the creativity. Tashkent: —Sharq (the east), 2004.– page. 650.



4. *Abdulla Oripov . Selected works. Four books. Book 1. Poems and epics. Tashkent: The publishing house named after Gafur Gulom, 2000. – page 432; Book 2. Poems, epics. 2001.- page. 496; Translations. Book 3. –Tahkent: 2001.- page 384; Film script, articles, interviews, memories, notes. Book 4. – Tashkent: 2001.- page. 384.*
5. *Qodirov P. Language and nation. - Tashkent: the publishing house named after Gafur Gulom. 2005.- page. 248.*





# TRENDS IN THE DEVELOPMENT OF NORMATIVE AND LEGAL ACTS IN THE FIELD OF INVESTMENT IN OUR COUNTRY

**Khalbaev Rasulbek**

Master Degree Student of  
Tashkent State University of Law

## ANNOTATION

*The article covers some features of state regulation of investment activities in Uzbekistan, the advantages of investment activities by local and foreign investors, as well as the powers of government agencies in the field of investment.*

## Аннотации

В статье рассмотрены некоторые особенности государственного регулирования инвестиционной деятельности в Узбекистане, преимущества инвестиционной деятельности местных и иностранных инвесторов, а также полномочия государственных органов в сфере инвестирования.

## DISCUSSION

Today, investments play an important role in the development, sustainability and strengthening of our national economy. Active attraction of foreign investments in the economy of Uzbekistan and further improvement of investment legislation, as well as negotiations with foreign investors, gradual improvement of the investment climate in the regions. close study, and most importantly, the development of measures to create and expand the environment of investment attractiveness in the country.

2017 of the President of the Republic of Uzbekistan Shavkat Mirziyoyev Decree No. PF-4947 of 7 February "On the Strategy of Actions for the Further Development of the Republic of Uzbekistan" [1] launched a new phase in defining the priorities of economic development and liberalization. The main purpose of this Decree is to further increase the effectiveness of reforms in our country, to create conditions for the full development of the state and society. In particular, the third direction of this historic document for the next five years is to ensure reliable protection of the rights and guarantees of private property, remove all barriers and restrictions, give full freedom to further develop the business and investment climate, and the fourth direction to build affordable housing. Particular attention is paid to the implementation of targeted

programs for the development and modernization of road transport, engineering and communications and social infrastructure. Undoubtedly, this will lead to the introduction of modern principles and mechanisms for regulating investment activities, modernization and active diversification of leading industries, reform of the financial and banking sector.

Although there are a number of separate norms or special laws in the legislation on investment activities, there are some problems. These problems and some gaps in the legislation require the study of further improving the legal framework for attracting investment in construction and conducting in-depth and comprehensive research on this topic.

The emergence of a wide range of investors in the country, the fact that they offer investment agreements in the interests of these entities in attracting investment in the construction sector, the growing competitive environment between them has a positive impact on the development of the investment climate.

There is no clear definition of investment, but investment means all types of national and intellectual wealth, which must be directed to the objects of entrepreneurial activity to generate income or achieve some positive results. Legislation on investment in the Republic of Uzbekistan Adopted in 1991, they have improved considerably over time. According to the Law of the Republic of Uzbekistan



“On Investments and Investment Activities” adopted on December 25, 2019 [2], and intangible assets and rights to them, including rights to intellectual property. This definition fully confirms that the investment is in line with the conditions of a market economy.

In particular, it provides, first of all, a broad description of the investment itself and the objects of investment activity.

Second, it was noted that investment is inevitably linked to direct economic and social benefits. Thus, the definition of investment based on market relations itself clearly shows the scope of the investment process, the main stages, ie funds (resources), investments (expenditures), efficiency (income, profit). A similar approach lays the groundwork for the transition of investment activity to market relations, which ensures the uniform use of vertical and horizontal methods of redistribution of financial material and intellectual wealth.

The term investment is derived from the Latin word - invest, which means to mobilize funds, to invest capital. Broadly speaking, investing means mobilizing capital to increase and recoup capital. In many cases, the concept of investment is defined as material and intangible benefits and rights to economic and other objects of activity. All types of investment are national and intellectual riches must be understood, and they must be directed to the objects of entrepreneurial activity to bring in income or to achieve some positive effect. The main purpose of investing is to earn income and achieve a positive social effect.

In making investments, first of all: ensuring the independence and initiative of the subjects of investment activity;

- Granting the status of investment in imported material goods (items purchased by citizens to meet their needs can not be an investment);

- It is necessary to create opportunities for investment activities established by law.

It is also appropriate to define the concept of investment as the cost of building new capital. Investments are the costs of building new enterprises, purchasing machinery and equipment, that is, building new capital.

In order to fully disclose the content of the concept of investment, it is necessary to cite the definitions given to it. Including prof. D.E. Gozibekov described investment as follows: “The content of investment is to obtain funds from clear and reliable sources, to mobilize them reasonably, to maintain the value of capital, taking into account the level of rickshaws, and to achieve the desired effect” [3].

Prof. N.X. Khaydarov defines the essence of investment as follows: “Investment is individuals and legal entities operating on the basis of entrepreneurship, regardless of the form of

ownership, or the state to invest their wealth in any business entity within the law in order to obtain economic and social benefits” [4].

Investment is capital that has not yet been made into a product, but has been invested in the means of production. In its financial form, they are assets invested in profit-making activities, while in economic terms, they are the costs of building new enterprises, long-term machinery and equipment, and the associated change in working capital.

Investments can be made by the private sector and the state in various industries and securities (e.g., stocks, bonds) inside and outside the country.

U.Sharp describes investments as follows: “Real investments are mainly investments in tangible assets (land, equipment, plants). Financial investments are contracts written on this paper. These include ordinary shares and bonds. The bulk of investment in emerging economies is real investment. In a developed economy, the main part of investment is the large-scale development of financial investment institutions, which contributes to the growth of real investment. These two forms of investment are not competitive, but complementary” [5].

In many literatures, the term “investment” is ambiguous. First, “investments” include “consumer investments” of citizens (household appliances, cars, real estate, etc.). Such investments do not provide capital growth and profitability. Second, they equate the terms “investment” and “capital investment”. Capital investment is a form of investment activity associated with the advancement of financial assets of the enterprise to fixed capital. Third, many sources describe investment as a cash burn. In practice, however, this is not always the case. Investments can be made in other forms as well. Investments are made in various forms and are grouped based on their specific characteristics for analysis and planning.

The regulation of investment activity is primarily explained by the fact that it is focused on production and has a long-term effect, that is, the process from the idea to its materialization. A necessary basis for regulating investment activities in the country is the formation of state legislation and legal framework.

It should be noted that, unlike other areas of law, we can see that social relations governing investment law are mainly regulated by laws and by-laws issued by the President and the Cabinet of Ministers of the Republic of Uzbekistan, as well as some norms of private international law.

Based on the experience of developed countries, it is necessary to adopt a single Investment Code in the Republic of Uzbekistan, summarizing the regulations that form the legal basis for attracting investment in construction.



First, the large number of by-laws rather than laws related to investment activities makes it difficult for investors to keep up with our existing legislation.

Second, along with the benefits provided to foreign investors, the benefits provided to local investors are being overlooked. The new code should clearly define the benefits for domestic and foreign investors.

Thirdly, on the basis of a separate normative-legal document, the state is given preference only for the development of a certain sector, based on its needs.

Fourth, the large number of changes in the normative and legal documents on investment activities is causing relative distrust among investors.

Based on these principles, the new Investment Code should be adopted covering all social relations in this area, covering specific areas of investment activity. The most important of them are:

- investment activities in the field of construction;
- investment activities in the field of health;
- investment activities in the field of agriculture;
- investment activities in the field of production;
- investment activities in the banking and credit sector;
- investment activities in the oil and gas sector;
- investment activities in the field of subsoil use;
- Investment activities in the socio-cultural sphere and others.

Today, all normative and legal documents in the field of investment are being improved, and based on the experience of developed countries, great work is being done to attract investment to our country. This is equally beneficial not only for the Uzbek economy, but also for foreign investors.

At the same time, for the rapid socio-economic development of the region, the creation of specially designated areas with clear administrative boundaries and a separate legal order, ie special economic zones, created to attract domestic and

foreign capital, promising technologies and management practices, has been tested in the world.

Special economic zones, as an important link in the world economy, are showing their positive effect in attracting foreign investment in many countries. They exist in different forms in different countries, and they are united mainly by one feature, that is, the privileged conditions introduced in these regions. Such a favorable environment is one of the most effective ways to attract foreign investment. That is why many special economic zones are being established in our country. This creates a wide range of opportunities for foreign and domestic investors and encourages them by providing benefits and preferences.

## REFERENCES

1. Decree of the President of the Republic of Uzbekistan PF-4947 "On the Action Strategy for further development of the Republic of Uzbekistan". // Collection of Legislation of the Republic of Uzbekistan, 2017, No. 6, Article 70.
2. Law of the Republic of Uzbekistan "On investments and investment activities" adopted on December 25, 2019. // National Database of Legislation, 26.12.2019, No. 03/19/598/4221.
3. G'ozibekov D.G'. *Investment financing issues. T. : Finance Publishing House. 2003. 332 pages.*
4. Haydarov N.H. *Issues of improving financial and tax relations in the investment activities of enterprises in the context of economic liberalization: Dis ... i.f.d. - T. : 2003. 29 pages.*
5. Sharp U., Alexander G., Beyli Dj. *Investments: Per. s angl.- M. : INFRA, 1997. - 1 sheet.*



# THE EXPRESSION OF ACTUALITY AND TAXIS IN GERMAN AND THEIR UZBEK CORRESPONDENCES

ZOIROV A.A.

National University of Uzbekistan,  
Tashkent, Uzbekistan

Article DOI: <https://doi.org/10.36713/epra4223>

## ABSTRACT

*The article deals with the cognitive properties of linguistic means expressing aspectual functions and taxis relations in German and their equivalents in the Uzbek language. Representing the linguistic reflection of reality in time, we are aware of the degree of richness of this linguistic sign. The category of aspectuality and taxis relations in the German language can form various cognitive structures and particular importance for research. Peculiarities of such cognitive structures are more and more revealed when comparing languages.*

**KEY WORDS:** *category of grammatical aspectuality, grammatical taxis relations, cognitive properties of linguistic means, expressing of facts that occurred at the same time, actions or incidents.*

## INTRODUCTION

The different linguistic and non-linguistic regularities emerge as the result of comparative study of the languages. It is possible to determine the essence of all notions by comparison on the basis of the doctrine of I. Kant about the "logical reflexions". The peculiarity of some sign is compared and differed in our logical instrument by induction and deduction and with the help of analogy.

As a result of the investigation of tense relations as a reality, we can understand that this phenomenon is very complicated. It is possible to observe the richness of content of linguistic sign expressing given reality by the conception of linguistic reflection of tense.

The study of cognitive peculiarities of linguistic tools expressing the category of completeness and incompleteness (aspectuality), the relations of sequence or simultaneous "order" (taxis) existed in different languages on the basis of comparison is considered as one of insufficiently known, but actual problems of cognitive grammar.

The linguistic tools expressing the category of aspectuality and taxis relations in German generate different cognitive forms and thereupon they have a special significance for research. The properties of given cognitive forms become more apparent as a result of comparison of languages.

## DATA, ANALYSIS AND RESULTS

It is claimed that the expression of incomplete action in the morphology of traditional German grammar can be precise, recurrent and ordinary. These relations will be covered in the section about the category of aspectuality of the verb. It was explained in the section about the category of tense that the form of present tense of the verb is sometimes precise, and sometimes expresses the ordinary actions. It can be illustrated with following examples<sup>1</sup>:

*Jetzt lese ich ein Buch. (Jetzt bin ich beim Lesen.) – (I'm reading a book now.)*

*Gewöhnlich lese ich morgens. (Gewöhnlich bin ich morgens beim Lesen.) – I usually read in the morning.*

These categories will be mentioned also in the section about the syntax, in particular, about the expression of subject or relations of grammatical adverbial modifier, and it is illustrated with examples similar to foregoing one.

Given relations are investigated together in semantic grammar, and the case in point is space/non-space<sup>2</sup>. In spite of the fact that the

<sup>1</sup> Look at the list of literature.

<sup>2</sup> Bondarko A.W. Grundzüge einer funktionalen Grammatik. Aspektualität. Zeitliche Lokalisierung. Taxis. Berlin, 2001. / Radchenko O.A.



linguistic tools expressing space/non-space of tense belong to different grammatical levels, it is important to explain all of them by means of examples and this practice is comfortable for comparison.

It is studied in comparison below, by means of what linguistic tools the incomplete relation is expressed in German and Uzbek.

The indices of tense *oft, manchmal, ständig, immer mehr, jeden Abend* in German and *ko'pincha, ba'zan, doimo, doim, har kecha* in Uzbek are used for expressing the incomplete action or recurrent events, for example:

*Jede Woche einmal gießt er die Blumen.*

*U har haftada bir marta gullarga suv quyadi.*

The German verb *pflügen*, and Uzbek verb *odat qilmoq* serve for expression of the relation of incompleteness, compare:

*Sie pflegte Kuchen zu backen, wenn die Kinder nach Hause kamen.*

*Uyga bolalari kelganlarida u pishiriq tayorlashni o'ziga odat qilgan.*

The German constructions *am/beim/im + substantivized infinitive + sein*, and Uzbek verbs *bayram qilmoq, ko'ngilchog'lik qilmoq, ishsiz bo'lmoq* express the duration and incompleteness of an actual process or action, compare:

*Wir sind am Feiern.*

*Bizda bayram. (Bizda ko'ngilchog'lik. Bizda bekorchilik (dam olish).)*

The German constructions generating the adverbial verbs *sein (im Begriff sein, dabei sein, in etwas begriffen sein)*, and Uzbek constructions *...da bo'lmoq* express the duration of an actual process or action, but their incompleteness, compare:

*Ich bin dabei, aus dem Haus zu gehen. I'm going to go out.*

*Men yo'ldaman, endi (hozirgina) uydan chiqdim.*

The adverb *Gerade* and its Uzbek analogue *huddi shu damda, ayni damda, hozirgina* are used for expression of above-mentioned aspectual relations, compare:

*Ich koche gerade. I'm cooking now.*

*Ayni damda men ovqat pishirmoqdaman.*

The indices of time *eine Stunde, einen Tag lang, einige Minuten, eine Weile* determining the duration of the event, and their Uzbek analogues *bir soat davomida, kuni bilan, bir necha daqiqqa, bir oz vaqt* are used for the expression of aspectual relations:

*Einen ganzen Monat lang weinte sie um ihn...*

Das funktional-semantische Feld der Temporalität im Russischen und Deutschen. In: Gladrow, W., Hammel, R. 2001. (Hrsg.): Beiträge zu einer russischdeutschen kontrastiven Grammatik. Frankfurt/Main-Berlin-Bern-New York-Paris-Wien, 169-180. 2001.

All month long she mourned for him.

*U bir oy davomida ohu-zor bo'lib yig'ladi.*

The periphrasis with modal verbs *wollen, müssen, sollen* and their Uzbek analogues are used for the expression of incompleteness of action, for example:

*Er muss überleben.*

*Buni u o'z boshidan kechrishi lozim. Buni u ko'tara olishi kerak. U tirik qolishi lozim.*

The outstanding linguist A.V. Bondarko studied for long the problems of creation of functional-semantic area by relations of grammatical taxis and determination of linguistic tools expressing the constituents of this area. He asserts that the term of taxis was proposed by Roman Osipovich Jakobson. R.O. Jakobson, in his part, used the term "order" proposed by O. Glumfeld. Compare: syntax, parataxis, hipotaxis, taxis. Taxis – order<sup>3</sup>. Taxis informs about the fact unbound with reported fact. Taxis is the relation to the communication of the facts about some realities, events, actions occurred simultaneously.<sup>4</sup> Taxis belongs not only to time, but also to the relations of convention, instrumentality or modality, namely there are grammatical relations as taxis of conditional subordinate clauses, taxis of instrumental subordinate clauses, taxis of modal (adverbial) subordinate clauses<sup>5</sup>. The relation of taxis in German reveals itself in compound sentences with subordinated clauses of time.

The relations of taxis are observed also in Uzbek subordinated clauses of time. It is very important to analyze the properties of predicate in main clause in this circumstances, because it is required this practice by classification of subordinated clauses. For example, two denotative events occur in the sentence *Поезд келди ҳамки, суҳбатимиз тугади*. "The train came and our conversation was finished" immediately in series, the succession is changed very quickly, and the event of main clause can be realized only after the event realized in subordinate clause. The place of the word *ҳамки* is considerable in this expression. But it should be asserted that it will be only if the predicate of main clause is expressed with transitive verb. If it is expressed with intransitive verb, the relations between the denotative events shall be interpreted differently, because the relations of time become turbid and the relation of unhamperedness is appeared. Compare: *Поезд келди ҳамки,*

<sup>3</sup> Bondarko A.W. Grundzüge einer funktionalen Grammatik. Aspektualität. Zeitliche Lokalisierung. Taxis. Berlin, 2001.

<sup>4</sup> Indicated literature.

<sup>5</sup> Uskenbaev U.Yu., Zoirov A.A. Semantic synonyms and cognitive features of complex sentences with conjunction Indem. (Given to publication)





*суҳбатимиз тугади*. The train came, and our conversation was finished (relations of time, taxis). *Поезд келди ҳамки, суҳбатимиз тугамади*. The train came, and our conversation wasn't finished (relation of unhamperedness).<sup>6</sup>

Among consecutive phrases expressing conditional relations, unobtrusive joint phrases are extremely unique in terms of their manifestation and perception. First and foremost, in such discourses there are two types of attitudes, one at a time, and one without barrier. Of course, the basic and consequently unobstructed arguments are those of a barrier, but this is unthinkable because "impediment" means that certain conditions do not prevent the occurrence of the relevant event. The condition is directly involved, not directly, in other words, the condition is present in the same sentence as the presupposition. Unless a conditioned relationship is involved as a baseline, an unrestricted relationship cannot occur. For example, *Despite the fact that the young men kept pressing, he did not sit down to eat* (Said Ahmad). There is a quote that says, "If you want to sit down," it is normal, common for both the speaker and the listener. The barrier relationship is a violation of this norm, deviation from the normal, exceptional, in other words, if the condition is normal, the barrier is the exception. In this sense, the barrier relationship is more complex and specific than any other relationship. Unobstructed followings are in essence consistent with the state of obstruction. More examples: *Although Ahmedbek's pilgrimage was a bit of a relief, he was not happy* (E. Yakvalhojaev). *Although the time had gone by midnight, Hamza did not shy away* (K. Yashin). *But no matter how stubborn nature is, they will rebuild the hut again* (Said Ahmad). *It was still early, but the sun was still burning* (H. Sultanov). When an interrupted expression is represented by a verb without interruptions, the condition is strongly expressed, and in spite of such a strong condition the main reaction to the occurrence of the main sentence, namely, the impediment, is increased. This can be seen in the following examples: *Even if it does not solve anything, it is interesting to him* (A. Mukhtar). *Although the rumors were not heard, the marten men understood each other* (A. Mukhtar). *It was not snowing, but ... it was raining hard* (S. Barnoev). *Even though Erali does not draw water, he ... shakes horse tracks* (Said Ahmad). The content of the barrier may also be subjectively complicated in some discourses. It emphasizes subjective meanings such as rigidity or rigidity of the barrier, temporality. To do this, follow the words, as in the case of the words, and in the main sentence, of course, the same words, emphasizing the rigidity of the obstacle: *No matter*

*how ruthless the shepherd was, there was still a soft heart on the edge of his heart ...* (N. Kabul). *Even if you do not come, I will come to you* (Gulam). *This is a man. even if it comes to the sword, he will not sell it* (F. Musajopov). *Nurse. The child always becomes a child, even though he has a beard and mustache beat* (Vegan). In the main sentence it is implied that the content of the barrier can be lost after a certain period of time, without the subjective complication of the content of the barrier. You can see this in the following examples: *Even though I had only two younger brothers and sisters in our house, they could not do anything* (Gulam). ... *Even if the winter was approaching, there was no precipitation in the dry air of the Bukhara region* (S. Ainiy) *Although the valley was breathing, the circular mountain paths were still steep and dangerous* (A. Mukhtar).

There is also a subjective compound complexity in the words that follow consecutive words. But most importantly, they are basically two denotative events. Consequently, their content-syntactic discrepancies are virtually non-existent. The main sentence is always content free, but the follow-up is mostly related to its grammatical form and content. Both denotative events are of a real nature. [Mahmudov / Nurmonov 1995. P. 133]

The objective evidence that the syntactic device represents is a governorship. Some authors use the term logic to call it a proposition. Modus represents the relation of an event represented by a syntactic device to the reality of the event and the speaker's response to the event itself. The grammatical categories of the syntactic unit are the grammatical meaning of the syntactic device, and the system of forms that express it, expressed through the variable elements of the syntactic device. The grammatical categories of the sentence also contain grammatical meanings (interrogations, orders, statements, denials, etc.) and grammatical units.

The relation of a story to a particular time, and the system of forms that express it, is a grammatical category of the sentence. This does not mean, however, that the category of the verb is the same as the category of the verb. The category of time can also be expressed outside the verb form. The word "welcome" cannot be used in various forms of the day. I am an employee and there is no verb. But it has a modern meaning. Hence, the modern meaning of the sentence can be expressed through the verb and by the forms it expresses and by the structure of the sentence. The question of paradigms based on the category of time also should not be fixed on the basis of the verb paradigm of the verb. Therefore, T.M. Lomtev distinguishes between physical and grammatical meanings. If the meaning of the physical time is the parts of the real-time flow determined by the time of the speech, the grammatical meaning is a structure divided by a certain length. This structure also includes speech

<sup>6</sup> Makhmudov N., Nurmonov A. Theoretical grammar of Uzbek (syntax). T., "Uqituvchi". 1995. P. 125.



momentum, while others represent an event or event that precedes or extends beyond that elongation (not from the moment of speech).

Accordingly, the moment of speech is not a point connecting the past and the future, but a stretch is considered as a certain stretch before it, and the second after it. Not all verb-based statements accept all forms of the verb at all times. In some words, the verb can only occur in its own form. The structure of the speech prevents it from occurring in any other form. *He has just come*. Thus, while the grammatical category of the verb separates the different forms of the verb, the grammatical category of the sentence separates the different structures of the sentence that allow different verbs to be used in different forms. Whereas members of the verb-grammatical category of the verb are different forms of the same verb, the members of the modern grammatical category of the sentence are different structures that allow the use of different forms of the verb in their composition. Morphological meanings and syntactic meanings are inextricably linked, but are fundamentally different.

It is assumed that the conjunction *indem* was used earlier for expression of taxis relations, but subsequently the conjunction *während* appeared from the lexical-semantic connection with the verb *währen* took this responsibility. For that reason, the compound sentences with subordinated clauses included the conjunction *während* express the simultaneity of continued action in main and subordinated clauses, for example:

Er schwieg, *während* sie sprach.

As an analogue of this sentence in Uzbek we can give the following example:

Сайёра гапираётганда Содиқ жим турди.

This subordinated clause is connected with main clause by means of adverbial construction of verb in form *-ган+да*, and formed the expression of taxis relation of simultaneity.<sup>7</sup>

The expression of taxis relation of simultaneity is generated in the following similar sentence by means of adverbial construction of verb in form *-ган* and the adverb *пайтда (чорда)*:

Сайёра гапираётган пайтда (чорда) Содиқ жим турди.

The use of the conjunction *indem* in German occurs in a few examples and only in written works before the XIX century. This conjunction took responsibility only for the expression of taxis relations occurred simultaneously, compare:

*Indem* wir uns setzten, ertönte die Klingel.

The notable fact is that the conjunction *indem* is connected with terminative (resultative, completed) action verbs (according to the terminology of H.Brinkman), and the conjunction *während* is connected with cursive verbs (expressing the incomplete action). The subordinated clause with the conjunction *indem* and the verb expressing the process describes the event (*Wendung*), and the subordinated clause with the conjunction *während* and the verbs expressing the location in space take part in the expression of duration (*Kontinuität*).

The conjunction *indem*, as *während*, takes part in the relations of comparison and contrasting, compare:

*Indem* Ferdinand alles tat, seine misslichen Umstände zu verbessern, unterließ Friedrich nichts, seine gute Sache zu verschlimmern. (The example belongs to Schiller and was taken from the textbook of G.N.Eichenbaum "The theoretical grammar of German").

The conjunction *indem* takes this semantic index by use it with the verbs-predicates expressing the processes and the actions. The conjunction *während* formed from the verb is used also in combination with the verbs-predicates with the index of quantity (state verbs). Therefore it is not possible to use the conjunction *während* instead of *indem* in the first above-mentioned sentence, and it is possible to use it in second sentence, compare:

*Indem* wir uns setzten, ertönte die Klingel.

\**Während* wir uns setzten, ertönte die Klingel. (?)

*Indem* Ferdinand alles tat, seine misslichen Umstände zu verbessern, unterließ Friedrich nichts, seine gute Sache zu verschlimmern.

*Während* Ferdinand alles tat, seine misslichen Umstände zu verbessern, unterließ Friedrich nichts, seine gute Sache zu verschlimmern.

It is asserted in the dictionaries that the conjunction *während* is often used, and the conjunction *indem* expressed the modal, causal and instrumental meanings is archaic and is not used. The conjunction *indem* used in subordinate clauses of time is considered nowadays archaic.<sup>8</sup>

It is possible to use the conjunction *wenn* instead of the conjunction *während*, compare:

*Während* sie früher immer lustig und frohen Mutes war, ist sie jetzt meist trübsinnig und schweigsam.

*Wenn* sie früher immer lustig und frohen Mutes war, ist sie jetzt meist trübsinnig und schweigsam.

The relations of comparison and contrast are realized by means of linguistic tools as antonyms

<sup>7</sup> Look at: Uskenbaev U.Yu. Kontrastive Linguistik. Deutsch-usbekische kontrastive Syntax. Manual for students of Foreign language faculties (philology). – Tashkent: Publishing House of Department of Science and Technologies, 2010. P. 58.

<sup>8</sup> Look at: *Duden*. Deutsches Universalwörterbuch: 3. Aufl. Mannheim; Wien; Leipzig; Zürich, 1996.



(there are antonyms also in above-mentioned examples, namely: (verbessern/ verschlimmern, lustig, frohen Mutes/ trübsinnig, schweigsam; früher /jetzt). The conjunction Während takes part in relations of taxis without limit, and it is possible to use it in the expression of relations of simultaneity and succession, for example:

Wie eigentümlich, dachte er, dass ich jetzt in aller Ruhe darüber nachdenken kann, *während* ich im Sanatorium schlaflose Nächte darüber verbrachte (Mann, 73).

There are the subordinated conjunctions used in subordinated clauses of time as *als*, *wenn*, *seitdem*, *nachdem*, *sobald*, *sooft*, *ehe*, *bevor*, *währenddessen*, *seit*, *bis* differentiated according to their functions in actual German, and also other conjunctions. The conjunction *indem* used as these conjunctions lose its meaning of time and obtained the modal (action), instrumental meanings of comparison and contrast. The conjunction *indem* is used in the meaning of modality in following examples:

Er *reagierte* darauf, *indem* er am 3. April eine Weisung erließ... (Spiegel, 23).

Er *grüßte*, *indem* er den Hut zog.

Er *half* mir, *indem* er mir Mut zusprach (Ibid., 23).

It is significant that this subordinated clauses in compound sentences include the meaning of specification, and therefore the content of verbs *reagieren*, *helfen*, *grüßen* is opened wider. V.A.Yamshanov calls these sentences instrumental subordinate clauses, because given sentences have an expression of purposeful action and these sentences include the tool of realization of this action. The objective and tool of action is identified in sentence with the above-mentioned verb *grüßen* and in the sentence given by V.A.Yamshanova: Er bearbeitete seine Perücke, *indem* er sie kämte<sup>9</sup>.

If the verb-predicate is used in the main clause for expression of meaning of expressiveness (look at the first above-mentioned sentence) or expresses the casual action of subject in the main clause, it is necessary to use the detailed context for expression of the casual action, for example:

Ich weckte ihn, *indem* ich die Tür aufmachte.

Ich wollte ihn wecken, *indem* ich die Tür laut zuschlug.

The modal verb is used for expression of semantic index of result in second of this sentence.

The inanimate substance performs the function of subject as a part of main clause for expression of purposeful action by means of exact tool, for example:

Adrenalin beeinflusst den Blutzucker, *indem* er Glykogen abbaut.

The conjunction *indem* in this sentence takes part in the expression of the meaning of modality and the verb *beeinflussen* used in the main clause possesses the specializing semantics.

The following sentence has also the meanings of modality, specialization and tools, look at:

Die Grammatik hilft diesen Adressaten, *indem* sie auf gänzlich neuartige Weise nicht gefestigte oder schlecht verstandene Regeln wiederholt (Kommunikative Grammatik. 4).

The expression of the expression of modality and specializing action is reflected in this example by means of the verb *helfen*, and the expression of content as “repetition of the badly mastered grammar rules” demonstrates the meaning of tool, look at:

Die Kohle erzeugt Energie, *indem* sie verbrennt und sich mit dem Sauerstoff der Luft verbindet.

The word *Energie* is factitive in this sentence and is used in function of object. The production of this “power of energy” is done in this sentence as a result of an action expressed by means of the verb-predicate *erzeugen*. The conjunction *indem* in the subordinated clause takes part in the expression of the meaning of modality, tool and reason.

The subordinated clauses with the conjunction *Indem* can be used for the definition of discourse verbs expressed the inexact content in the main clause, for example:

Er sagte das, *indem* seine Stimme einen dröhnenden Klang annahm (Ebner, 232).

Er stellte seine Frage, *indem* er jedes Wort einzeln betonte.

The subordinated clauses in these sentences have a rich content, many information. The content of main clauses has a few information, but they are independent. The expression of taxis in given examples is secondary, and the modality, tools, definition of action and expression of exact process are of primary importance.

The foreseen, purposeful action is expressed in the following sentence, and is directed to the achievement of a certain result, look at:

Böhme unterbrach ihn, *indem* er mit beherrschtem Unmut seinen Bleistift auf die Tischplatte warf.

The meaning of tool in this example is harmonized with the content of modality and specification, that is why there is an expression of taxis of simultaneity appeared as a result of using the same grammatical form of verbs-predicates. The subordinated clause is situated before the main clause or in the interval of the main clause. It is natural, because at first something is named and then it is

<sup>9</sup> Yamshanova V.A. Syntactic function of toolness in modern German: Abstract of . doctoral dissertation.L., 1979.



expressed or defined. But it is not possible to put the subordinate clause with the conjunction *indem* before the main clause, look at:

*Indem* K. Immermann den großen Gedanken von der Unsterblichkeit des Volks aussprach, gab er ihm so einen begrenzten reaktionären Inhalt, in dem er das Volk als eine konservative Kraft auffasste (Lukacs, 243).

It is not possible to change the location of the subordinate clause with the conjunction *indem* in the given example, because the commenting part here is not a subordinated clause, but the main clause with the word *Gedanke* illustrating the content of sentence. The example possesses also the meaning of taxis of simultaneity side by side with the meanings of modality and specialization. It is possible to change this sentence in the compound sentence with the conjunction *dabei*.

## CONCLUSION

By generalizing of analytical materials about the sentences with the conjunction *Indem*, we can reach a following conclusion: the compound sentences with subordinated clauses included this conjunction can be called the compound sentences with modal subordinated clause includes the symbolic adverb. Because, in the first place, the index of modality in the content of expression taken from many examples of discourse materials is harmonized with the content of taxis of simultaneity in the expression of actions and events in the main and subordinated clauses. In the second place, the instrumentality and its reason are in keeping with the meaning. In the third place, it was observed that the determining and specializing meanings are inseparably linked. Moreover, if these sentences are sometimes used in the main and subordinated clause, they can have a meaning of contrast and create the independent variant of subordinated clauses of time as a competitor of compound sentence with the subordinate clause including *während*.

It should be asserted that the subordinate sentences with conjunction *indem* were used in scientific and publicist texts, political and historical-political articles, special professional discourse, office correspondence, author discourse, discourse of characters in belles-lettres, with the object of infusion of extensionality to the content of expression and the shade of deep essence to the message, and the disclosure the cognitive properties.

The use of linguistic tools for expression of the category of aspectuality and relations of taxis in the teaching German or Uzbek as foreign language, the study of their cognitive properties in comparison is one of the effective ways for reaching the language competence.

## THE LIST OF USED LITERATURE

1. Bondarko A.W. *Grundzüge einer funktionalen Grammatik. Aspektualität. Zeitliche Lokalisierung. Taxis.* Berlin, 2012.
2. Duden 4: *Die Grammatik.* Dudenredaktion (Hrsg.). 4. völlig neu bearbeitete und erweiterte Aufl. Bd. 4. Mannheim-Leipzig-Wien-Zürich. 1998.
3. Duden. *Deutsches Universalwörterbuch: 3.Aufl.* Mannheim; Wien; Leipzig; Zürich, 1996.
4. Helbig G., Buscha, J. *Deutsche Grammatik. Ein Handbuch für den Ausländerunterricht. Neu bearbeitete Auflage.* Leipzig, 2001.
5. Lehmann V. *Grammatische Zeitkonzepte und ihre Erklärung. Kognitionswissenschaft 2, 156-170.* 1992.
6. Radčenko O.A. *Das funktional-semantische Feld der Temporalität im Russischen und Deutschen.* In: Gladrow, W., Hammel, R. 2001. (Hrsg.): *Beiträge zu einer russischdeutschen kontrastiven Grammatik.* Frankfurt/Main-Berlin-Bern-New York-Paris-Wien, 169-180. 2001.
7. Reimann A. *Die Verlaufsform im Deutschen. Entwickelt das Deutsche eine Aspektkorrelation?* Bamberg, 1998.
8. Makhmudov N., Nurmonov A. *Theoretical grammar of Uzbek (syntax). T., "Uqituvchi".* 1995.
9. Uskenbaev U.Yu. *Kontrastive Linguistik. Deutsch-usbekische kontrastive Syntax. Manual for students of Foreign language faculties (philology).* – Tashkent: Publishing House of Department of Science and Technologies, 2010. – 121 p.
10. Yamshanova V.A. *Syntactic function of toolness in modern German: Abstract of doctoral dissertation.*L., 1979.





## ZAHIR-AD-DIN MUHAMMAD BABUR-POET, HISTORIAN AND POLITICIAN

**Kurbanbayev Daulbay Jailaubayevich**  
Cadet of the Military-Technical Institute of  
The National guard of the Republic of Uzbekistan

### ABSTRACT

*This article takes a look at the life of Zahir-ad-din Muhammad Babur (from the Persian "tiger") a descendant of the most influential family with an excellent education, an experienced warrior and ruler, a poet of hearts and the author of tremendous "Babur-nameh".*

**KEYWORDS:** *Zahir-ad-din Muhammad Babur, ruler, poet, Babur-nameh.*

### INTRODUCTION

Our history keeps the names of such military leaders as Jaloliddin Manguberdi, Amir Timur, Zahir-ad-din Muhammad Babur. But I would like to highlight the name of the greatest commander, politician, writer, poet, and philosopher Zahir-ad-din Muhammad Babur. Zahir-ad-din Muhammad Babur (from the Persian "tiger") was born on February 14, 1483 in Andijan, in the family of the Emir of Ferghana, Umar Sheikh Mirza II. He, in turn, was the third son of Tamerlane. Babur is the great-grandson of Miranshah. Mother Kutluk Nigarani - second daughter of the Yunus Khan of Tashkent. Being a descendant of the most influential family, he received an excellent education, studied with the most outstanding teachers of his time.

In 1494 Umar Sheikh Mirza died in an accident, and by the will of fate, 12-year-old Babur became the new ruler of Ferghana. He began to participate in civil strife, having great political ambitions, and in 1497 he conquered Samarkand. This city was to be the center of Babur's new Empire. However, he ruled it for less than four months. In the struggle for power in Transoxiana, Babur faced an experienced warrior and ruler: the Uzbek Khan Muhammad Sheibani, who was 50 years old at the time, and Samarkand was captured by him in 1500. In 1504, Andijan also fell under the blows of nomads. Thus, the feuds among the Timurids served Sheibani Khan well and helped him easily capture Maveronahr.

Babur was expelled to Afghanistan by Shaibani Khan in the years 1500-1504. And for ten years Babur tried to regain the lost territories, but was forced to admit the futility of his efforts, and founded a new state with its capital in Kabul. In 1504 he made a campaign in Afghanistan and captured the city with

an army of 300 soldiers. To strengthen his state, Babur conducted spiritual and educational work among the people. In Kabul, in 1508, a garden of Loyalty was established by his decree. Until 1512, Babur repeatedly tried to recapture Bukhara and Samarkand, but his efforts were unsuccessful. In order to regain the lost territories, Babur had to enter into a military-political Alliance with the Shiite Shah of Persia, Ismail I. The Alliance was conceived to fight against the ardent Sunnis. With the support of Ismail I, Babur managed to take Samarkand, but as a result of local discontent with Shiite rule, Babur had to leave the city. From 1519 Babur made trips to Northern India. In April 1526, the army under his leadership managed to defeat the army of the Sultan of Delhi. A combination of circumstances helped Babur conquer India. Among themselves, the Indian feudal lords waged an irreconcilable struggle for power. This is what played into Babur's hands, as the state, torn apart by the feuds of local feudal lords, became easy prey for capture. Reliable sources report that Babur used firearms and a mental attack on the enemy. The Empire of the Great Baburids was created on the conquered territories, which lasted until the middle of the XIX century. Babur himself was now a padishah, and the capital of his state was the Indian city of Agra. Babur was the ruler of Afghanistan until 1526, when he left the city to his second son Mirzo Kamron.

By 1529, Babur's possessions included Eastern Afghanistan, Punjab, and the Ganges valley to the borders of Bengal. In 1530, Babur sent an Ambassador to the Moscow Grand Duke Vasily Ivanovich. But the Ambassador did not reach Moscow until three years later.





## BABUR - A POET

Zahir-ad-din Muhammad Babur (1483-1530) was not only a military leader, but also the founder of the Baburid dynasty and Empire. He was concerned not only with military and state activities. Babur is also a great Uzbek poet, thinker, historian, statesman and scientist. His scientific works "Harb ishi" ("Military Affairs"), "Musika ilmi" ("Science of music") have not yet been found. In 1521 his philosophical and religious work "Mubayyin" was written, which outlines the 5 foundations of Islamic Sharia, and in the same year he wrote a book on taxation "Mubayyinu-l-zakat".

Among Babur's scientific works, a special place is occupied by the "Treatise on Aruz" (1523-25), which considered the theory of the Eastern metric "Aruz". Babur enriched the theory of "prosody" with new provisions and generalizations and compiled a classification of its types and variants. Also based on the Arabic script has created its own development of the alphabet "Hattie Boburiy" ("a Letter of Babur") suitable for Turkish phonetics. This letter was a copy of the Koran and some of Babur's own works.

Babur's poetic heritage is multi-faceted and rich. Lyrical works are collected in The "Kabul divan" (1519), then in the "Indian divan" (1529-30). He wrote poems in more than 10 genres of Eastern lyrics. His poems reflect his personal life, the surrounding nature and historical events. Babur's poetry is based on love-lyric poems. The poet's skill is expressed in an original literary style and skillful use of the most expressive means of the Turkic language. It would be more correct to say that Babur's poems are an autobiography of the poet, in which deep feelings are expressed in poetic language, surprisingly touching, and masterfully tells about the experiences caused by collisions with difficult life circumstances.

One of the important aspects of Babur's work is the singing of truly human, earthly, real love. The poet's lyrics are inspired by the inspired poetry of Alisher Navoi. For a very long time, Babur corresponded with the famous poet and philosopher Alisher Navoi. Babur wrote poetry with passion and love. His rubai (lyrical quatrains) are still admired by many today. In his rubai and ghazals, Babur touches on such problems of human relations as love, friendship, and the desire for beauty. The poet praises earthly love as the highest human feeling. But a very special place in Babur's lyrics is occupied by the theme of the Motherland. In his poems, especially in quatrains, longing for the Motherland and boundless love for it are expressed with amazing force:

*You are in a foreign land-and you are forgotten by the people!*

*And in the heart of pity only a foreign country will generate...*

*Wandering in a strange land is my lot!*

*Madman, I didn't see my fate...*

*For my dear Homeland my sorrow and sorrow,*

*And in the heart of only melancholy now and pain! [1].*

## “BABUR-NAMEH”

The most important and one of the most famous Oriental works of Babur in the world literature, is considered to be "Babur-nameh". This is one of the first examples of autobiography, translated so far into 31 languages of the world, in Islamic literature. It contains data on the history, geography, and traditions of the peoples of Central Asia and India at that time.

"Babur-nameh" is Babur's personal diaries that he kept throughout his life, collected into one work by Babur himself. "Babur-name" is not only a description of the author's personal life, but also a valuable source for studying the history, culture, life of peoples, flora and fauna of the areas that Babur passed through.

"Babur-nameh" consists of three parts. The first part is devoted to the description of political events in Transoxiana at the end of the XV Century. The second part covers events that took place on the territory of Afghanistan, which in the Babur era was known as the "Kabul lot". The last part describes political events in Northern India, provides geographical data of the country, describes its natural features, and also contains interesting information about the peoples who inhabited this country. The most important motif that runs through all the works of Babur the poet is the theme of the loss of the Motherland. Here are lines from his last poem:

*My whole life was spent in torment,*

*The life of hardship that Allah gave me is over!*

*Herat and Samarkand are nice to me, but alas*

–

*My whole life without my homeland was ruined...[2].*

In "Babur-nameh" the author expresses the idea that in a fleeting life and in this mortal world, everyone's duty is to leave behind a good memory, to perpetuate their good name by actions. Here's what Babur writes:

*Death will take my mortal body.*

*My good name lives forever in verse! [3].*

And indeed, the great creation of Zahir-ad-din Muhammad Babur "Babur-nameh" – immortalized his name for centuries. This work was translated into Persian (1586), Dutch (1705), English (1826), French (1871), Turkish (1940), and Russian (1942). According to the plot of "Babur-nameh" there are novels by foreign authors F. A. Stil (Paris, 1940), F. Grenard (Paris, 1930), G. Lemba (new York, 1961), V. Gascony (new York, 1980), Munila (6 novels), etc. Uzbek writers (Aybek, B. Baigabulov,



H. Davran) written a poem on it, novel (P. Kadyrov) and the novel (Sultanov).

The famous "Babur-nameh" is a valuable testimony to the history of the great Timurids, the struggle for the creation of a great power (the events of 1494-1529). The Institute of Oriental Studies of the Academy of Sciences of the Republic of Uzbekistan stores more than 10 handwritten versions of "Babur-nameh". On the basis of which baburologist Porso Shamsiev, comparing several manuscripts, published a critical text (1960) of the brilliant work. Later, the Japanese scholar I. Mano also prepared the critical text "Babur-nameh" (1994) for publication. The text of Babur-nameh was also published by N. Ilminsky (1847), Beverij (1905), and Fitrat (fragments, 1928).

The history of the creation of "Babur-nameh" is well unknown. According to the daughter of Gulbadan Begim, in her book "Humayun-nameh" it is said that in India, in the city of Sikri, there was a playground in the garden where Babur used to write his books. Babur himself writes: "... everything that is written here is true, and the purpose of these words is to tell about myself; everything, indeed, was as I wrote. In this chronicle, I made it my duty to tell the story as it really happened. Every word I write and every event I describe is true!" [4].

Babur's poetry deals with issues of morality and spiritual perfection of a person. The poet exalts a person, treats him with great respect, and highly values human dignity. According to Babur, selfishness, self — love, greed, and vanity are bad qualities that destroy a person, and he rejects them because they contradict the virtuous human nature. The poet gives sincere advice to people.

In his rubai, he talks about how a person should cultivate the best moral qualities. Touching on this theme, the poet sees the main purpose of human life in kindness, generosity, nobility and honesty. He considers friendship to be the most important aspect of human existence and a powerful force in the fight against the enemy. Babur urges you to avoid meaningless chatter, to express your thoughts briefly, clearly and simply, not to use words that a person does not understand. In particular, it notes: "Write simply: with a clear and clear syllable. And it will be less difficult for you and the one who will read" [5]. He argues his views with materials from Arabic, Persian-Tajik and Turkic poetry. In this way, the scientist shows not only the relationship and mutual influence of poetry, but also demonstrates the wide range and inexhaustible poetic possibility of the versification of the Turkic-speaking peoples.

Continuing the traditions of Alisher Navoi, Babur attaches great importance to folk poetry. His compositions contain valuable information about the

genres of folk song art and interesting ethnographic notes.

## CONCLUSION

Babur is one of the greatest representatives of his time. Having created one of the most powerful empires in the history of the East, he remained at heart an ardent patriot of his homeland and until the end of his days sought to establish diplomatic and friendly relations with his native city Andizhan. Members of the international scientific expedition to study the work of Babur several times organized scientific trips in the "footsteps" of the poet. They found more than 500 books and documents that are stored in the memorial Museum called "Babur and his place in the civilizational world".

Babur remained in history not only a prominent political figure, but also a writer. In the place of the symbolic grave of Babur in Andijan there is a Park and memorial complex "Artici". Today, Andizhan residents proudly pronounce the name of Zahir-ad-din Muhammad Babur and deeply honor his memory. The city has a monument to Babur and the house of Babur, which has survived to our time.

Babur was not a superficial observer of social life and history, he sought to analyze events and phenomena, express his views, express his thoughts and feelings. And these thoughts and feelings were directed to the service of the principles of good and justice, truth and beauty. It is worth expressing the opinion that the modern young generation can be proud of the works and creativity of Zahir-ad-din Muhammad Babur. Studying the life of this great man, and reading his poems, you can't help but come to a clear realization that a person should always be a faithful son of his homeland. The work of Zahir-ad-din Muhammad Babur should be studied in all higher education institutions of our country and promoted abroad. Our great past is a bridge to our equally great future. As long as people study and honor their history, they are alive!..

## REFERENCES

1. Bobur-1 book. Publishing house of the Central Committee of the Communist party of Uzbekistan, Tashkent-1982 p. 58.
2. Taken from the site <https://stihi.ru/2013/12/06/10091>.
3. Bobur-1 book. Publishing house of the Central Committee of the Communist party of Uzbekistan, Tashkent-1982 p. 17.
4. Taken from the site <https://www.ziyouz.uz/ru/literatura/period-temuridov-xiv-xv-xv/109-14831530>.
5. Bobur-1 book. Publishing house of the Central Committee of the Communist party of Uzbekistan, Tashkent-1982 p. 5.



# THE EFFECT OF RETURN ON ASSETS, FREE CASH FLOW, AND DEBT TO EQUITY RATIO ON COMPANY VALUE

Putri Renalita Sutra Tanjung  
Universitas Mercu Buana,  
Jakarta,  
Indonesia

Article DOI: <https://doi.org/10.36713/epra5329>

## ABSTRACT

*This research aims to empirically examine the effect of Return on Assets, Free Cash Flow, and Leverage on its value in the Consumer Goods Industry company during the year 2016 to 2018. The method of determining the sample uses purposive sampling. One hundred eighteen pieces were selected with predetermined criteria on this. This research's independent variables are Return On Assets, Free Cash Flow, and Leverage as the dependent variable is Company Value. The analysis technique used in this research is descriptive statistics, classic assumptions, feasibility models. The results indicate that the variable Return on assets and Leverage affect the company's value. Whereas the variable Free Cash Flow does not affect the value of the company.*

**KEYWORDS:** *Return On Assets, Free Cash Flow, Leverage and Company's value.*

## INTRODUCTION

The goal of a company is to maximize company value or wealth for shareholders. Maximizing company value is considered more appropriate as a company's goal because maximizing firm value means maximizing the present value of all profits that shareholders will receive in the future. Company Value is the selling value of a company as an operating business. An excess of selling value over the liquidation value is the value of the management organization that runs the company (Sartono, 2010).

High corporate value is company owners' desire because high values indicate that shareholders' prosperity is also increased (Hemastuti, 2014). According to Noerirawan (2012), company value is a condition that has been achieved by a company as a reflection of public trust in the company after going through a process of activity for several years, namely from the time the company was founded to the present.

Meanwhile, according to Husnan (2014), company value is the price a potential buyer can pay when the company is sold. When a company has been publicly listed or has offered shares to the public, its value is defined as an investor's perception

of the company itself. Investors can use the company value as the basis for seeing the company's performance in the coming period, where company value is often associated with stock prices. Investors will benefit if the company's share price is high.

Good Return On Assets (ROA) can increase company value. This is because Return On Assets (ROA) is a ratio that shows the results of the total assets used in the company (Kasmir 2014). ROA is a profitability ratio used to measure the company's effectiveness in generating profits by utilizing its total assets. The greater the ROA, the higher the company's ability to provide benefits through assets owned by the company, this will help increase the value of a company.

In a study by Triagustina et al. (2015), it is stated that ROA has a significant negative effect on firm value. This is because management performance in managing company assets has not been maximized so that large investments can only generate small or less than optimal profits. In other research conducted by Astriani (2014) found that ROA does not have a significant effect on firm value, this is because the profits that companies get are unstable from year to year and tend to fluctuate so that investors are not



sure what results in the company will get in the future.

The results of other studies show that profitability with the proxy of ROA shows that ROA has a positive effect on firm value. The greater the ROA, the more effective and efficient assets will increase firm value (Widiastari and Yasa, 2018). The results of this study are also supported by other researchers Chen and Chen (2011), Pratama (2016), and Garmayuni (2015). They also state that ROA has a positive effect on firm value because the higher the ROA value, the company's ability to pay dividends will also be higher. This will increase investor confidence in a company that can affect company value.

Company value can also be affected by Free Cash Flow (FCF). This is because Free Cash Flow (FCF) is a measure of growth, financial performance, and company health. Free Cash Flow represents the remaining cash from business operating activities that can be used for dividend payments, expansion, or debt repayment. The more Free Cash Flow value the company prints, the better. According to Brigham and Houston (2014), free cash flow is the cash flow available to investors (shareholders and debt owners) after the company has invested in fixed assets, new products, and working capital needed to maintain ongoing operations.

High free cash flow will impact increasing company value, which is indicated by high company performance so that the company's stock price becomes high (Arfan, 2013). Gregory and Wang (2010) found that if a company has increased free cash flow, it will generate a better return than a company with low free cash flow. In principle, the company's free cash flow is used to fund projects, pay debts, and is distributed to shareholders in the form of dividends (Dewi, 2016).

Research conducted by Wang (2010) ongoing public companies in Taiwan, free cash flow has a positive effect on firm value; this means that the higher its free cash flow, the better its performance. Other research conducted by Arfan (2013) and Andini and Wirawati (2014) found that free cash flow positively affects firm value. In contrast to Naini (2014), the results of free cash flow have no impact on firm value. Arieska and Gunawan (2011) state that free cash flow hurts firm value. The negative effect of free cash flow on firm value is due to shareholders' concerns that free cash flow will be used by managers to take opportunistic actions to enrich themselves.

Leverage is also one of the factors that can affect firm value. This is because Leverage is a funding policy related to the company's decision to finance the company. Companies that use debt are liable for interest expense and loan principal expense. The use of debt (external financing) has a considerable risk of debt non-payment, so debt needs

to pay attention to the company's ability to generate profits (Prasetyorini, 2013).

Research conducted by Naini (2014) shows that Leverage harms firm value. This is in line with Kaviani and Biabani's (2012) research, which shows that Leverage hurts firm value. Novari and Lestari (2016) found that Leverage does not affect firm value. This means that companies in funding their assets tend to use their capital (internal financing), which comes from retained earnings and share money rather than debt. Adequacy of funds owned by the company to finance its assets obtained from its capital causes the company to reduce its debt proportion.

Based on the differences in the results of the above research, the researchers are interested in researching the title "The Effect of Return on Assets (ROA), Free Cash Flow (FCF) and Debt to equity ratio on Firm Value," An empirical study on Consumer Goods Industry companies listed on the Stock Exchange. Indonesian Securities for the period 2016- 2018.

## LITERATURE REVIEW

### Stakeholder Theory

The concept of corporate social responsibility has been known since the early 1970s, which is generally known as stakeholder theory, which means a collection of policies and practices relating to stakeholders, values, compliance with legal provisions, community, and environmental respect, and the commitment of the business community to contribute in sustainable development. Stakeholder theory starts with the assumption that values are explicitly and undeniably part of business activities. Stakeholder theory says that companies are not entities that only operate for their interests but must provide benefits to their stakeholders. Thus, the existence of a company is strongly influenced by the support given by stakeholders to the company. Corporate social responsibility should go beyond maximizing profits for the interests of shareholders (stakeholders), but more broadly that the welfare that can be created by the company is not limited to the importance of shareholders, but also for the interests of stakeholders.

### Company Value

The theory of the firm provides recognition that the company's goal is to maximize profits or the current value of the company. The establishment of the company must have a clear purpose. The amount of a company that is reflected through stock prices will undoubtedly be influenced by several factors, such as the stock price index, interest rates, and the company's fundamental conditions. The necessary condition is a condition related to the internal states of the company. Significant factors are closely related to company conditions, such as the financial condition of a company, which is reflected in the





company's economic performance. If a company wants to do fundamental analysis, it requires the company's primary data derived from the company's financial statements, such as sales, dividends distributed, company profits, and so on.

According to Putra, the Price to Book Value (PBV) is the ratio used in determining the value of a company. PBV can assess the company in making value to the price of existing capital. If the PBV ratio increases, the company can be considered successful in creating corporate value and prosperity for investors in the company. If PBV has a tremendous amount, then the company will be highly valued by investors compared to the capital provided to the company.

**Return on Assets**

Return On Assets is a ratio that shows the results of the total assets used in the company (Kasmir 2014). ROA is a profitability ratio used to measure the company's effectiveness in generating profits by utilizing its total assets. The greater the ROA, the higher the company's ability to provide gains through the assets owned by the company and vice versa, the lower ROA can be caused by a large number of idle company assets, too much investment in inventory, excess banknotes, fixed assets operating below normal and others. Syardiana (2015) states that ROA is a ratio that shows a company's ability to generate net income using total assets. The greater the ROA results, the better the company's performance.

**Free Cash Flow (FCF)**

Free Cash Flow (FCF) or Free Cash Flow is one of the tools to measure a company's growth, financial performance, and health. Free Cash Flow represents the remaining cash from business operating activities that can be used for dividend payments, expansion, or debt repayment. The more Free Cash Flow value the company prints, the better. According to Brigham and Houston (2014), free cash flow is cash flow that is available to be paid to investors (shareholders and debt owners) after the company has invested in fixed assets, new products, and required working capital.

**Debt to Equity Ratio**

Debt to Equity Ratio is one of the leverage ratios that measure how much the company's operations are financed by debt than the company's operations sponsored by Equitas. This ratio shows how much the company depends on the creditors'

funds compared to the owner's funds. In general, the creditor or prospective creditor requires information on how much the owner's funds as the basis for determining the level of creditor security. Low leverage ratios have a small risk of loss when the economy slumps and low profits when the economy surges.

**Past Research**

Lubis, Sinaga, and Sasongko, conducted research with profitability, capital structure, and liquidity variables on firm value. With the results of profitability research having a positive and significant effect on firm value, capital structure is negatively related and not significantly on firm value, and liquidity is positively related and insignificant on firm value.

Hidayah the effect of Investment Opportunity Set (using CAPBVA price proxy and MVBVE Investment Proxy) and managerial ownership on firm value The results of this study indicate that the independent variable is IOS (CAPBVA and MVBVE) have a significant effect on firm value, while managerial ownership variables have no significant impact on firm value.

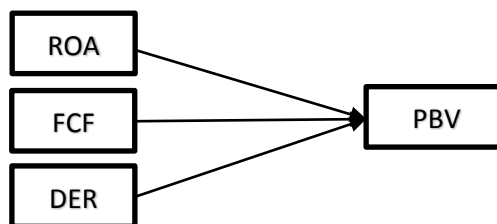
Bintara and Tanjung. Analysis of Fundamental Factors on Stock Return, explains that Return on Assets, Current Ratio, Debt to Equity, and Price Earning Ratio affect the value of the company proxied by Stock Return. In contrast, PBV does not affect the value of the company.

Tanjung and Wahyudi. Analysis of the Effect of Disclosure of Sustainability Report, Economic Value Added, and Other Fundamental Factors of Companies on Company Value explains that Debt to Equity and Price Earning Ratio affect the firm's value.

Moeljadi and Supriyati conducted a study of the factors that influence firm value in manufacturing companies in Indonesia. The research variables used are Corporate Social Responsibility (CSR), Corporate Governance (CG), company size, profitability, and its effect on firm value. The results of his research show that a large size company will have a significant corporate amount, good profitability indicates good company value, and CSR and good corporate CG affect the company's value.

**Framework**

Based on the periodization chosen in this study and the previous description, the theoretical framework of this research is described as follows:



**Figure 1. Framework**





### Research Hypothesis

Based on the theory and thought framework previously described, the following research hypothesis can be formulated:

- H1: Return on Assets affects Firm Value.
- H2: Free Cash Flow affects Firm Value.
- H3: Debt to Equity Ratio affects Firm Value.

### Research and Operational Variables Company Value

The company's value is proxied using Price to Book Value (PBV). This ratio is used to measure the level of stock prices, whether overvalued or undervalued. The lower the PBV value of a stock, the stock is categorized as undervalued, which is very good for long-term investment. PBV is a ratio that shows the results of the comparison between the market price per share with the book value per share. These measurements are formulated as follows:

$$PBV = \frac{\text{Price per share}}{\text{Book value per share}}$$

### Return On Assets

Return On Assets is a ratio that shows how much the contribution of the company's assets in creating profits clean. Investors will have more confidence in companies that can manage their assets correctly, providing gain to them. This variable is measured by calculating the comparison of the results between total net income and total assets the company is formulated as follows.

$$ROA = \frac{\text{Net income}}{\text{Total Assets}}$$

### Free Cash Flow

Free cash flow is cash flow that is available to be paid to investors (shareholders and owners debt) after the company invests in fixed assets, new products, and the working capital needed for maintaining ongoing operations. Free cash flow is a reference, the extent to which the company can provide profit sharing to investors. The higher the

free cash flow, the greater the company's value and, of course, the more attractive to investors. The formula measures this variable as follows:

$$FCF = \frac{\text{Free Cash Flow}}{\text{Total Assets}}$$

### Debt to Equity Ratio

Debt to Equity Ratio, namely the ratio between total debt with total equity. Debt to Equity Ratio shows how much shareholders own the company's assets compared to assets owned by creditors or creditors. The following formula measures this variable:

$$DER = \frac{\text{Total Liabilities}}{\text{Total Shareholder's Equity}}$$

### Population and Sample

This study's population were Consumer Goods Industry companies listed on the Indonesia Stock Exchange for the period 2016-2018. Selected by researchers based on certain qualities and characteristics, so that obtained 40 companies.

The type of sample selection in this study is using a purposive sampling method, namely the sampling technique, with specific considerations. The considerations in sampling, namely:

- 1.) Consumer Goods Industry companies listed on the Indonesia Stock Exchange for the period 2016 - 2018.
- 2.) Consumer Goods Industry companies that do not present complete data according to the needs of researchers.

## RESULTS AND DISCUSSION

### Descriptive statistics

The results of data processing can be seen from the descriptive statistics below:

**Table 1. Descriptive Statistics**

	N	Min	Max	Mean	Std. Dev
PBV (Y)	120	-.16	90.67	5.86	12.83
ROA (X1)	120	-2.64	.92	.05	.28
FCF (X2)	120	-.27	1.27	.06	.18
DER (X3)	120	-1.59	11.35	.95	1.26
Valid N	120				

Source: Results of SPSS data processing 22

Based on the descriptive statistical test results in the table above, it can be explained as follows :

1. The variable Price Book Value (PBV) has a minimum value of -0.16, and the maximum amount is 90.67. Average company value in the Consumer Goods Industry industry in 2016 -

2018, namely 5.86, which means the average shares of the Consumer Goods Industry company 2016 - 2018 5.86 times more than its book value. A company with a PBV ratio <1, it is considered as a low-priced stock, whereas a PBV ratio > 1 is deemed to be expensive stocks. While the standard deviation value in the sample



is 12.83, the mean cost is smaller than the standard deviation, indicating that the result is unfavorable because it reflects a very high variation. The spread of data shows abnormal results and causes bias.

2. The variable Return on Assets (ROA) has a minimum value of -2.64 and a maximum value of 0.92 with an average cost of 0.05 while the standard deviation is 0.28 with a total of 120 data. The average ROA value of the Consumer Goods Industry companies in this year 2016-2018, which is 0.05, which means that the average consumer goods industry company earns a profit of 0.05 times the total assets owned.
3. The Free Cash Flow (FCF) variable has a minimum value of -0.27 and a maximum value of 1.27 with an average of 0.06 while the standard deviation is 0.18 with 120 data. The average FCF value of the Consumer Goods Industry company in 2016 - 2018, which is 0.06 or 6%, which means that on average, Consumer Goods Industry companies have free cash flow that can be distributed to investors by 6% of total assets owned typically.
4. The debt to equity ratio variable has a minimum value of -1.59 and a maximum value of 11.35 with an average of 0.95, which means that the average consumer goods industry company has a debt of 0.95 times its total equity.

#### **Classic Assumption Test**

The classic assumption test is carried out so that the regression model in the research is significant and representative. In the multiple regression analysis, it is necessary to avoid any standard assumption deviation so that problems do not arise in its use. The basic assumption is that the data is normally distributed; there is no heteroscedasticity, multicollinearity, and autocorrelation. Based on the normality test in this study, the Asymp value model. Sig. (2tailed) = 0.200, then according to the provisions of  $0.200 > 0.05$ , the residual value is normal. Then the data in the model can be said to be normally distributed. Multicollinearity test which shows that the VIF value is below 10, and the tolerance value is above 0.10. From the results of these tests, it can be concluded that the regression model does not have multicollinearity problems.

Heterokedatisitas test shows that there was no heteroscedasticity. This can be seen from the probability of its significance (Sig. Value) on each independent variable above the 5% confidence level or 0.05. So it can be concluded that the regression capital does not contain heteroscedasticity. The autocorrelation test in this study used the autocorrelation test using the Durbin-Watson (DW) test. The results of the autocorrelation test data obtained no positive or negative autocorrelation, or it can be concluded that there is no autocorrelation.

### **HYPOTHESIS TESTING RESULTS**

#### **Determinant Coefficient Test Results (R<sup>2</sup>)**

According to Ghozali, the coefficient of determination essentially measures how far the model's ability to explain variations in the dependent variable. The ratio of determination aimed at R<sup>2</sup> from the regression model is used to determine the dependent variable that can explain the magnitude of the variability of the dependent variable. The coefficient of determination test results is known that the R Square value of 22%, this shows that the variation in firm value can be explained by changes in return on assets, free cash flow and debt to equity by 22%. While the remaining 78% (100% -22%) is solved or influenced by other factors not examined in this study.

#### **Model Feasibility Test Results (Test F)**

According to Ghozali, F statistical test is basically to show whether all independent variables are included. Based on the table above, it is known that the calculated F value of 16.637 with a probability of  $0,000 < 0.05$ ; this indicates that the model used in this study is feasible. So in this regression model, it can be concluded that the variables of in return on assets, free cash flow and debt to equity affect the value of the company.

#### **Partial Hypothesis Testing (t test)**

The t test is used to determine whether the independent variable partially affects the dependent variable, with a significance level of 5%. If the sig value is greater than 0.05, then H<sub>0</sub> is accepted. If the sig value is less than 0.05 then H<sub>0</sub> is rejected and H<sub>a</sub> is accepted. The results of the T test are as follows:

**Table 2. Hypothesis Testing (t test)**

Model	Coefficients <sup>a</sup>		
	Standardized Coefficients Beta	T	Sig.
(Constant)		.216	.829
ROA (X1)	.584	4.192	.000
FCF (X2)	-.160	-1.165	.246
DER (X3)	.198	2.327	.022

a. Dependent Variable: PBV

Source: Results of SPSS data processing 22

Based on the test results in table 4.9, the following conclusions can be drawn:

1. Ha1: Effect of Return On Assets (ROA) on firm value. The t-test result shows that the significance value is 0.000 (sig < 0.05). This indicates that the Return On Assets (ROA) affects firm value. So that the hypothesis Ha1 is accepted.
2. Ha2: Effect of Free Cash Flow (FCF) on firm value. The t-test results show that the significance value is 0.246 (sig > 0.05). This indicates that Free Cash Flow (FCF) does not affect firm value. So that the hypothesis Ha2 is rejected.
3. Ha3: Effect of Leverage (DER) on firm value. The t-test results show that the significance value is 0.022 (sig < 0.05). This indicates that Leverage (DER) affects firm value. So that the hypothesis Ha3 is accepted.

### Multiple Linear Regression Analysis

To test whether or not the effect of Return On Assets (ROA), Free Cash Flow (FCF), and Leverage (DER) on Firm Value, multiple linear regression is used. The results of various linear analysis tests can be seen in the following:

$$PBV = 0.351 + 51.920ROA - 11.514FCF + 2.196DER + e$$

**Table 3 Research Model**

Model	Coefficients <sup>a</sup>			
	Unstandardized Coefficients B	Std. Error	t	Sig.
1 (Constant)	.351	1.621	.216	.829
ROA (X1)	51.920	12.387	4.192	.000
FCF (X2)	-11.514	9.881	-1.165	.246
DER (X3)	2.196	.944	2.327	.022

a. Dependent Variable: PBV (Y)

Source: Results of SPSS data processing 22

The explanation of the multiple linear regression equation is:

1. Constant a = 0.351, which means that if the independent variable, namely Return On Assets (ROA), Free Cash Flow (FCF), and Leverage (DER) is considered constant or zero, then the dependent variable Firm Value (PBV), has a value of 0.351 unit.
2. The Return On Assets (ROA) regression coefficient is 51,920 units, which means that if the ROA value increases by one company, then the firm value (PBV) will increase by 51,920 units. The ROA regression coefficient is positive, which means a unidirectional

relationship between ROA and PBV. The higher the ROA value, the higher the PBV value. The ROA variable gets sig.0.00 results that are smaller than 0.05 so that the ROA variable is declared to have a significant positive effect on firm value.

3. The Free Cash Flow (FCF) regression coefficient is -11,514 units, which means that if the FCF value increases by one team, the firm value (PBV) will decrease by -11,514 units. The FCF regression coefficient is negative, which means a contradictory relationship between FCF and PBV. The higher the FCF value, the lower the PBV value. The FCF variable gets the sig. 0.246,



which is more significant than 0.05, so that the FCF variable is declared to have no significant effect on firm value.

4. The Leverage regression coefficient (DER) is 2,196 units, which means that if the DER value increases by one team, the firm buys (PBV) will increase by 2,196 units. The DER regression coefficient is positive, which means a unidirectional relationship between DER and PBV. The higher the DER value, the higher the PBV value. The DER variable gets the sig. 0.022, which is smaller than 0.05, so that the DER variable is stated to have a significant positive effect on firm value.

## DISCUSSION OF RESEARCH RESULTS

### Effect of Return On Assets on Firm Value

The t-test calculation partially ROA variable obtains sig.0.00 results that are smaller than 0.05 so that the ROA variable is declared to have a significant positive effect on firm value. This is in line with research conducted by Widiastari and Yasa (2018), Suwardika and Mustanda (2017), Pratama and Wirawati (2016), Triagustina, Sukarmanto, and Helliana (2015), Naini (2014), and Chen and Chen (2011). which states that profitability, as measured using Return On Assets (ROA), affects firm value because the effectiveness of managing existing assets will increase company profits. Thus, the company's ability to pay dividends will also be higher, and its stock price will increase company value.

However, this study contradicts the research conducted by Astriani (2014), which states that profitability using the ROA proxy has no effect on firm value. Profitability does not affect firm value because its profits are unstable from year to year and tend to fluctuate so that investors are not sure about the results the company will get in the future.

### Effect of Free Cash Flow on Firm Value

The result of the t-test calculation partially ROA variable obtains sig. 0.246, which is greater than 0.05, so that the FCF variable is declared to have no significant effect on firm value. This is in line with Widiastari and Yasa (2018) and Naini (2014), which states that Free Cash Flow does not affect firm value. The non-impact of Free Cash Flow on company value is due to shareholders' concerns that the free cash flow in the company will be used by managers to take opportunistic actions to enrich themselves. (Arieska and Gunawan, 2011). When a company has a high level of free cash flow, but no profitable projects are available, there will be a tendency for management to commit acts of misuse of free cash flow with opportunistic actions such as allocating inefficient resources and excessive consumptive behaviors where it is -this is not in line with the increase in company value but will burden

the shareholders. Thus, free cash flow has no role in increasing company value.

However, this research contradicts research conducted by Sari (2016), Arfan (2013), Hadi, Javanshir, Oladi, Ghadiri, Moghaddam, and Mojarad (2013), and Wang (2010), which stated that Free Cash Flow (FCF) affects the value of the company. This is because companies with high free cash flow rates will have a greater return than companies with low free cash flow rates. The company's high performance will increase the company's value, which is manifested in the form of high returns through dividends, stock prices, or retained earnings to be invested in the future.

### Effect of Debt to Equity Ratio on Firm Value

The result of the t-test calculation partially ROA variable obtains sig. 0.022 (sig <0.05). This shows that Leverage (DER) affects firm value. So that the hypothesis Ha3 is accepted. This is in line with Naini (2014) research, Anisyah, and Purwohandoko (2017), which states that Leverage has a positive and significant effect on firm value. This is because companies with a level of leverage are required by creditors to supervise managers using their loan funds. A company with a low level of power will increase its disclosure because creditors prefer companies with a low leverage level. Companies that have a high level of leverage face an increased risk of corporate bankruptcy. If bankruptcy occurs, the creditor will be harmed because the company will reduce the disclosure level so that creditors do not assess the company negatively.

However, this study contradicts research conducted by Astriani (2014), which states that leverage does not affect firm value. Leverage does not affect firm value probably because managers have not used external sources of funds effectively, so leverage does not affect firm value. The trade-off theory states that debt will increase the value of the company but only up to a certain point. After passing that point, debt will decrease the company's worth because the increase in profit from the use of debt is not proportional to the rise in the costs of financial distress and agency conflicts. Leverage, which is proxied by debt to equity ratio, is a ratio used to measure a company's ability to meet all its liabilities. The level of debt to equity ratio will affect investors' judgment. The bigger the debt to equity ratio indicates, the greater the costs that must be incurred by the company to finance the deficit, as a result, the distribution of operating profit is more absorbed to pay off these long-term obligations so that the remaining profit for shareholders is getting smaller.





## CONCLUSIONS AND RECOMMENDATIONS

### Conclusion

After processing and testing carried out, regarding Return On Assets (ROA), Free Cash Flow (FCF), and Leverage (DER) on company value in Consumer Goods Industry companies listed on the Indonesia Stock Exchange for the period 2016 - 2018, the conclusions are drawn as The following: (1) Return On Assets (ROA) has an effect on firm value in the Consumer Goods Industry company for the period 2016-2018. (2) Free Cash Flow (FCF) has no impact on firm value in the Consumer Goods Industry company for 2016-2018. 3) Leverage (DER) affects company value in the Consumer Goods Industry company for the period 2016 - 2018.

### Recommendations

The Recommendations from the research to be conveyed are as follows: (1) For the management of the company, it is best to always evaluate the company's performance by optimizing the use of resources as well as possible to be able to realize the good corporate value and the company to increase the number of its assets. to fully support the company's operations. (2) Investors who wish to invest in Consumer Goods Industry companies are advised to pay attention to the value of the company's Return On Assets (ROA) and Leverage (DER) because Return On Assets (ROA) and Leverage (DER) affect firm value. The effectiveness of existing asset management will increase company profits. Thus, the company's ability to pay dividends will also be higher, and its stock price will increase company value. A company with a low level of leverage will increase its disclosure because creditors prefer companies with a low leverage level. Companies that have a high level of influence face an increased risk of corporate bankruptcy. If bankruptcy occurs, the creditor will be harmed because the company will reduce the disclosure level so that creditors do not assess the company negatively. (3) In this study, there are still shortcomings. Therefore, it is expected that further research examining firm value should use other factors. It involves the elements that belong to the company's financial performance and uses other factors such as macroeconomics and so on. (4) For future researchers, researchers should add to the vulnerable period used in conducting research and use different samples to be generalized to all companies in Indonesia.

### REFERENCES

1. Agus, R. Sartono. (2010). *Manajemen Keuangan Teori dan Aplikasi*. Edisi keempat. Yogyakarta: BPFE.
2. Andini, Ni Wayan Lady; Wirawati, Ni Gusti Putu. (2014). *Pengaruh Free Cash Flow pada Kinerja Keuangan dan Implikasinya pada Nilai*

- Perusahaan Manufaktur*. E-Jurnal Akuntansi, [S.I], p. 107-121, ISSN 2302-8556.
3. Anisyah dan Purwohandoko. (2017). *Pengaruh Profitabilitas, Leverage, ukuran Perusahaan dan Struktur Modal terhadap Nilai Perusahaan pada sektor Pertambangan yang terdaftar pada bursa efek Indonesia periode 2010 – 2015*. *Jurnal Manajerial Bisnis*, [S.I.] V.1 N.01, P.34-46. ISSN 2597-503X.
4. Arfan, Muhamad. (2013). *Nilai Perusahaan Dalam Kaitannya Dengan Arus Kas Bebas Dan Pertumbuhan Perusahaan*. *Jurnal Telaah dan Riset Akuntansi Universitas Syiah Kuala*, 6(1); h:14 – 30
5. Arieska, Metha dan Barbara Gunawan. (2011). *Pengaruh Aliran Kas Bebas dan Keputusan Pendanaan Terhadap Nilai Pemegang Saham dengan Set Kesempatan Investasi dan Dividen Sebagai Variabel Moderasi*. *Jurnal Akuntansi dan Keuangan* 13(1); h:13-23.
6. Astriani, Eno Fuji. (2014). *Pengaruh Kepemilikan Manajerial, Leverage, Profitabilitas, Ukuran Perusahaan dan Investment Opportunity Set terhadap Nilai Perusahaan*”, *Jurnal Akuntansi*.
7. Bintara, R., Tanjung, P. R. S. (2019). *Analysis of Fundamental Factors on Stock Return*, *International Journal of Academic Research in Accounting, Finance and Management Sciences*, 9(2): 49-64
8. Brigham, Eugene F dan Joel F Houston. (2013). *Dasar-Dasar Manajemen Keuangan*, Penerjemah Yulianto Ali, Edisi 11, Edisi Indonesia, Buku 2, Jakarta: Salemba Empat.
9. Brigham, Eugene F dan Joel F Houston. (2014). *Dasar-Dasar Manajemen Keuangan*, Penerjemah Yulianto Ali, Edisi 11, Edisi Indonesia, Buku 1, Jakarta: Salemba Empat.
10. Chen, Li-Ju, and Chen, Shun-Yu. (2011). *The Influence of Profitability on Firm Value With Capital Structure as The Mediator and Firm Size and Industry as Moderators*. *Investment management and Fiancial Innovations*, 8(3). Pp:121-129
11. Dewi, Ayu Sri Mahatma dan Ary Wirajaya . 2013 .” *Pengaruh Struktur Modal, Profitabilitas dan Ukuran Perusahaan terhadap Nilai Perusahaan*”. *E-Journal Akuntansi Universitas Yudayana*, 358-372.
12. Dewi, Dian Masita. 2016. *Pengaruh Likuiditas, Leverage, Ukuran Perusahaan Terhadap Kebijakan Dividen Tunai Dengan Profitabilitas Sebagai Variabel Intervening*. *Jurnal Bisnis dan Ekonomi (JBE)*, Maret 2016, Vol. 23, No. 1. Hal. 12 – 19.
13. Garmayuni, Rindu Rika. (2015). *The Effect of Intangible Asset, Financial Performance and Financial Policies on The Firm Value*. *International Journal of Scientific and Technology Research*, 4(1), pp: 202-212.
14. Hadi, javanshir, Oladi Bashir, Ghadiri Moggaddam Abolfazl dan Mojarad Maryam. (2013). *The Relationship Between Free Cash Flow, Accruls and Firm Value*. *World of Sciences*





- Journal. Vol.1, Issue. 12: 26-33, ISSN: 2307-3071.*
15. Hemastuti, C.P. (2014). Pengaruh Profitabilitas, Kebijakan Dividen, Kebijakan Hutang, Keputusan Investasi, dan Kepemilikan Insider Terhadap Nilai Perusahaan. *Jurnal Ilmu & Riset Akuntansi. Vol.3. No.4.*
  16. Hidayah, N. (2015). Pengaruh Investment Opportunity Set (Ios) Dan Kepemilikan Manajerial Terhadap Nilai Perusahaan Pada Perusahaan Property Dan Real Estat Di Bursa Efek Indonesia. *Jurnal Akuntansi, 19(3), 420-432.*
  17. Husnan, Suad. (2014). *Manajemen Keuangan Teori dan Penerapan (Keputusan Jangka Panjang). Edisi Keempat. Yogyakarta: BPFE.*
  18. Kasmir. (2014). *Analisis Laporan Keuangan, Edisi Satu, Cetakan Ketujuh. Jakarta: Raja Grafindo Persada.*
  19. Kaviani, Meysam & Biabani, Shaer. (2012). Study of and Explain the Relationship between the Financial Leverage and New Performance Metrics (EVA, MVA, REVA, SVA and CVA) Evidence from Automotive Industry Tehran Stock Exchange. *Journal of Risk and Diversification. ISSN 1986-4337 Issue 4.*
  20. Lubis, I. L., Sinaga, B. M., & Sasongko, H. (2017). Pengaruh Profitabilitas, Struktur Modal, Dan Likuiditas Terhadap Nilai Perusahaan. *Jurnal Aplikasi Bisnis Dan Manajemen, 3(3), 458-465.*
  21. Naini, Dwi Ismawati. (2014). Pengaruh Free Cash Flow dan Kepemilikan Institutional Terhadap Kebijakan Hutang dan Nilai Perusahaan. *Jurnal Ilmu dan Riset Akuntansi.*
  22. Nirmala, A., Moeljadi, M., & Andarwati, A. (2016). Pengaruh Ukuran Perusahaan, Profitabilitas, Pertumbuhan Penjualan dan Kepemilikan Manajerial terhadap Struktur Modal dan Nilai Perusahaan Manufaktur di Indonesia (Perspektif Pecking Order Theory). *Jurnal Aplikasi Manajemen, 14(3), 557-566.*
  23. Noerirawan, Ronni, dkk. 2012. Pengaruh Faktor Internal dan Eksternal Perusahaan Terhadap Nilai Perusahaan. *Jurnal Akuntansi Vol.1 No. 2. hal. 4.*
  24. Novari, Putu Mikhy; Lestari, Putu Vivi. (2016). Pengaruh Ukuran Perusahaan, Leverage dan Profitabilitas terhadap Nilai Perusahaan pada sektor Properti dan Real Estate. *E-Jurnal Manajemen, [S.l.], v. 5, n. 9. ISSN 2302-8912.*
  25. Prasetyorini, Bhukti Fitri. (2013). Pengaruh Ukuran Perusahaan, Leverage, Price Earning Ratio dan Profitabilitas terhadap Nilai Perusahaan. *Jurnal Ilmu Manajemen, 1(1), h: 183-196*
  26. Pratama dan Wirawati. (2016). Pengaruh Struktur Modal dan Profitabilitas terhadap Nilai Perusahaan dengan Kepemilikan Manajerial Sebagai Pemoderasi. *ISSN:2302--8556 E-Jurnal Akuntansi Universitas Udayana Vol.15.3.*
  27. Sari, Ayu Kurnia. (2016). Pengaruh Free Cash Flow dan Ukuran Perusahaan terhadap Nilai Perusahaan yang terdaftar pada Bursa Efek Indonesia. *Jurnal Ilmiah "INTEGRITAS". Vol. 2, No. 1, 2016.*
  28. Sudiani, N., & Darmayanti, N. (2016). Pengaruh Profitabilitas, Likuiditas, Pertumbuhan, Dan Investment Opportunity Set Terhadap Nilai Perusahaan. *E-Jurnal Manajemen Universitas Udayana, 5(7), 4545-4547.*
  29. Suwardika, I Nyoman Agus; Mustanda, I Ketut. (2017). Pengaruh Leverage, Ukuran Perusahaan, Pertumbuhan Perusahaan dan Profitabilitas terhadap Nilai Perusahaan pada Perusahaan Properti. *E-Jurnal Manajemen, [S.l.], V.6, N.3, P.1248-1277.*
  30. Syardiana, G., Rodoni, A., dan Putri, Z. E. (2015). Pengaruh Investment Opportunity Set, Struktur Modal, Pertumbuhan Perusahaan dan Return On Asset terhadap Nilai Perusahaan. *Akuntabilitas, Vol. VIII No. 1, P-ISSN: 1979-858X, HLM 39-46.*
  31. Tanjung, P.R.S., Wahyudi, S.M. (2019). Analysis the Effect Disclosure of Sustainability Report, Economic Value Added and Other Fundamental Factors of Companies on Company Value, *International Journal of Academic Research in Accounting, Finance and Management Sciences, 9(2): 237-249*
  32. Tanjung, Putri Renalita Sutra. 2020. Effect of Corporate Social Responsibility Disclosure, Good Corporate Governance Implementation, and Profitability on Corporate Value (Asean Country Study 2016-2018). *Saudi Journal of Business and Management Studies. Saudi Journal of Business and Management Studies*
  33. Triagustina, Sukarmanto dan Helliana (2015). Pengaruh Return On Asset (ROA) Dan Return On Equity (ROE) terhadap Nilai Perusahaan. *Prosiding Akuntansi. Vol.1, No. 2*
  34. wangWang, Goerge Yungchih. (2010). The Impact of Free Cash Flow and Agency Cost on Firm Performance. *Journal Service Science & Management, 3, 408-418*
  35. Widiastari, Putu Ayu; Yasa, Gerianta Wirawan. (2018). Pengaruh Profitabilitas, Free Cash Flow, dan Ukuran Perusahaan Pada Nilai Perusahaan. *E-Jurnal Akuntansi, [S.l.], p. 957-981.*



# PROBLEMS OF THE IMPACT OF GROUNDWATER IN KHOREZM REGION GROWING LOW-GROWING SEEDLINGS OF GROWTH APRON AND PEAR IN PEGANT SOILS

**Yusupova Malohat Sadillayevna**

Doktor on Agricultural Sciences,  
PhD Tashkent state of agrarian university,  
Tashkent,  
Republic of Uzbekistan.  
Specialty of Horticulture and Viticulture,

## ABSTRACT

*This paper is devoted to the problem of growing planting material of apple and pear on clonal rootstocks, designed to create intensive gardens on saline soils. Salinization is a global problem in agriculture in arid and semi-arid regions of Uzbekistan. For the countries of Central Asia, there is a large area of secondary saline lands. The high concentration of salts in the soil profiles does not allow growing traditional crops in these lands. In this regard, this article covers the problems of the influence of groundwater, as well as their mineralization, the content of salts in them when growing low-growing seedlings of apple and pear rootstocks on saline soils.*

**KEYWORDS:** *groundwater, salinity, aggressiveness, saline soil, apple trees, pear, low-growing seedlings, rootstocks.*

## INTRODUCTION

As is known, the close groundwater level for apple and pear is not acceptable. That apple and pears do not like very humid places. And as soon as their root system grows to the accumulation of groundwater, it will undergo a process of decay, and soon the trees die. Apple trees of certain varieties will grow well and develop if the groundwater level does not exceed two meters, the allowable depth of fresh groundwater is 1.5-2.0 m. Mineralized groundwater, namely such water in the arid regions of Uzbekistan, should lie deeper. Besides the groundwater level, their mineralization also plays an important role, i.e. their salt content. The site is considered suitable for gardening, if at low salinity of groundwater (from 0.5 to 1 gram per liter) their level does not exceed 2 meters. With significant salinity- up to 6 g / l, groundwater should be at least 3-4 m from the surface. For winter apple varieties, the minimum depth of mineralized groundwater is 3.0-3.5 m, summer varieties put up with a groundwater level closer to the surface — 2.5-3.0 m. Apple should not be planted on saline, saline and high carbonate (more than 12-15% of CaCO<sub>3</sub>) soils. In a humid climate, soil with a very dense clay horizon, lying at a depth of 40-90 cm, is unsuitable for planting apple trees. It becomes an insurmountable barrier to the roots, and

therefore the tree will die in the first years of life. As for pears, this culture makes almost the same requirements for soil conditions as the apple tree. Some features create stocks. Pear, grafted on a pear, demanding on moisture, but does not tolerate close to the surface groundwater. It does not tolerate salinization, does not like compacted soils. A pear grafted on a quince, develops well on weakly saline soils, and with shallow groundwater, tolerates compacted soils. Salinization is a global problem in agriculture in arid and semi-arid regions of Uzbekistan. For this reason, more than 1.5 million hectares of agricultural land are lost every year. For the countries of Central Asia, the presence of large areas of re-saline lands is typical. The high concentration of salts in the soil profiles does not allow the cultivation of traditional crops in these regions in these lands.

## MATERIALS AND METHODS OF RESEARCH

The Republic of Uzbekistan is a suburb of the island of Amudarya. The Territorial Horizons are the most extensive and extensive rivers in the world, with the exception of the cemetery. Malye has a wide range of cooking utensils, which can be used in the production of non-ferrous and nonferrous metals in



the subsoil of the subsoil. Consider the effect of groundwater in growing low-growing seedlings of apple and pear rootstocks on saline soils under the conditions of the Khorezm region of the Republic of Uzbekistan. The practical significance of our research lies in the fact that as a result of a complete study of the plant soil layers of the Khorezm region, having studied the accumulation of salts in the soils and underground layers of groundwater, assessing the impact of aggressiveness on the stocks, namely, taking into account the influence of a water-soil environment with aggressive properties, the salinity of groundwater and the amount of soluble salts, the amount of sulfate and chlorine ions in soil and water, specific proposals have been developed to improve the salinity of apple and pear trees Water nym at 50h25 see Scheme seating. In the field of horticulture, some scientists were engaged in the influence on different varieties of seedlings of underground water-soil aggressive environment in the Republic of Uzbekistan, conducted research, but the results of their work were not published in scientific journals. In our opinion, the root system of seedlings, the retention of new planted seedlings are greatly influenced by the salinity of groundwater and the amount of soluble salts in groundwater, for this purpose, studies were conducted and results were obtained, the aggressive water-ground environment, salinity of groundwater, properties salts dissolved in groundwater, factors of water-ground environment, affecting the rootstocks of low-growing varieties of apple and pear. These experiments in gardening under the conditions of the Republic of Uzbekistan were not previously involved for short growing apple and pear rootstocks, and in connection with this application of such a method, the ground waters that have different features were divided into four groups. The stocks corresponding to each group were grown on the basis of the aggressiveness of the water-soil environment, the degree of mineralization and the content of soluble salts, and recommendations were developed based on the results of the analysis. The distribution by groups of groundwater, by the degree of mineralization, and the content of soluble salts are summarized in Table 1. The first group. Water-soil environment with weak aggressiveness. The salinity of groundwater in it is less than 1200 mg / l, the amount of water soluble salts is less than 0.20%. The total amount of sulfate and chlorine ions in water is less than 500 mg / l, in soil less than 0.06%. For such conditions the following is recommended: for varieties of saplings it is necessary to apply light protection measures. Soils in these areas are washed under the influence of infiltration waters. At the same time, the processes of evaporation and salinization are not very developed and groundwater recharge is more than the amount of expenses for evaporation. Endurance in such conditions, tolerance to sulfate was observed in the —Hazarasp, Boborabl variety,

corresponding to the M-9 stock. The second group. Water-soil environment with medium aggressiveness. This water-soil environment has little effect on the roots of seedlings of varieties tolerant to sulfate. The salinity of groundwater in it is less than 5,000 mg/ l, the amount of water soluble salts is less than 0.70%. The total amount of sulfate and chlorine ions in water is less than 3000 mg / l, in soil less than 0.50%. For such conditions, the following is recommended: sulphate-tolerant stocks should be used and take into account that in areas where such groundwater is formed, the soil is seasonally washed in the river valleys, not salinated, salts do not accumulate, and a moderately acidic solvent process prevails. Tolerance to such conditions, tolerance to sulfate was observed in the variety —Letny Khazarasp, Kavrakll, corresponding to the stock MM-102. The third group. Water-soil environment with strong aggressiveness. In this water-soil environment, the roots of seedlings require strong protection, it is required to choose rootstocks that are tolerant of sulphate. The salinity of groundwater in it is about 9000 mg / l, the amount of water soluble salts is up to 1.50%. The total amount of sulfate and chlorine ions in water is up to 6000 mg / l, in soil up to 1.0%. In zones where this environment is widespread, evaporation prevails over replenishment, continental salinization is observed. For such conditions, the following is recommended: in the practice of choosing rootstocks for varieties of seedlings, it is necessary to apply strong root protection measures or medium protection measures for sulphate-tolerant seedlings. Tolerance to such conditions, tolerance to sulfate was observed in the varieties —Red Appell, —Winter Hazarasp, corresponding to the stock of MM-106. The fourth group. Water-soil environment with very strong aggressiveness. In this water-soil environment, the roots of seedlings require strong protection, it is required to choose rootstocks that are resistant to sulfate, which have shown security. The salinity of groundwater in it is more than 10,000 mg / l, the amount of water-soluble salts is more than 1.5%. The total amount of sulfate and chlorine ions in water is more than 7000 mg / l, in soil more than 1.0%. In zones where such an environment prevails, soils are highly saline, the processes of evaporation, acid dissolution and continental salinization are strongly pronounced.

## RESULTS AND DISCUSSION

For such conditions, it is recommended in the practice of selecting rootstocks for varieties of seedlings to apply strong protective measures for saplings tolerant to sulfate. In the experiments conducted for this group of water-ground environment, not a single stock of the six selected rootstocks M-7, M-9, MM-102, MM-104, MM-105, MM-106 was tested, the seedlings died in the first same year



**Table 1: Distribution by groups of groundwater according to the degree of mineralization and the content of soluble salts**

Group	Groundwater salinity, mg/l	The amount of water soluble salts in the soil, %	The total amount of sulfate and chlorine ions in water, mg / l	The total amount of sulfate and chlorine ions in the soil, %
The first group	< 1200	< 0,20	< 500	< 0,06
The second group	≈5000	≈0,70	≈3000	≈0,50
The third group	≈9000	≈1,5	≈6000	≈1,0
The fourth group	>10000	> 1,5	> 7000	> 1,0

From the above and 1-table data, as a result of careful study of salt accumulation in the plant-soil layer of the Khorezm region, salt content in groundwater and soil, assessment of the influence of aggressive water-soil environment on apple trees, it can be concluded that The technology of growing rootstocks of seedlings that are resistant to aggressive water soil environment, it is important to consider the following factors:

- 1) The influence of water-soil environment, which has an aggressive feature of a certain force.
- 2) Groundwater mineralization and the amount of soluble salts in groundwater.
- 3) The total amount of sulfate and chlorine ions in water and soil.g / l should not be lowered below 1-2 meters, especially in years when irrigation water is scarce. Drainage water with a strong mineralization is considered a large reserve [1].

### CONCLUSIONS

Taking into account the above factors, as well as there search and published articles in scientific periodicals, it can be stated that the influence of the degree of soil salinity on low-growing rootstocks of apple and pear trees in Table No. 2 gives the limit of the PH state of the soil and its effect on the conditions for growing new varieties seedlings resistant to salt water. From the data in Table-2, we can draw the following conclusions: for growing fruit seedlings of apple and pear trees, considered in these tests, PH is considered optimal

when the condition is 6.5-7.0. As the degree of PH increases, various problems are observed. Taking into account the above negative effects, when switching to gardening for planting seedlings on dense and very dense types of intensive and super intensive gardens, the quality of planting material will increase accordingly. On the basis of our results obtained from studies conducted in saline soils, it can be noted that our indicators are close to the results of experiments made by scientists earlier [2]. As a result, at present, a special interest in diversifying the incomes of farmers in the area under consideration is growing in most cases on the saline soils of fruit trees. To meet these conditions in our studies, the best results were obtained when planting an apple on such rootstocks as M-9, MM-102, MM-106, and for pears grafted on quince type —All, type —BA-29ll in conditions of Uzbekistan for cultivation in intensive type gardens. Thus, the lack of scientifically based recommendations of a practical nature makes it necessary to conduct detailed research aimed at improving the technology of propagation of rootstocks, growing seedlings on productive trees in saline soils, for the preservation, growth and productivity of fruit trees like apples and pears. In this regard, the study of the adaptability of clonal rootstocks of apple and pear to the growing conditions in the Khorezm region and their reproduction is one of the main urgent tasks in the Republic of Uzbekistan.

**Table 2: PHstate of the soil and its influence on the conditions of growing new varieties of seedlings resistant to saline waters**

PH	Problems	Effect on the survivability of the roots of seedlings
< 5,5	Cl or Mg deficiency in the soil. Add lime required	Causes of short stature plants: 1. Low cation change volume 2. Contamination (Al 3 +) 3. Phosphorus deficiency.
5,5 – 6,5	Lack of lime in the soil	For many plants, such conditions are considered acceptable, there is tendency to phosphorus deficiency.



6,5 – 7,5	Soil p H range optimal.	The percentage of acidic cations (% BS) close to 100 %.
7,5 – 8,4	Lime in the soil participates	The soil has good filtering and circulation features. Phosphorus and freely. microelements are absorbed sufficiently.
>8,4	Indicates a high soil natality.	The physical properties are very bad, the filtration is very complicated. The soil has the possibility of dissolving organic matter (humus). High PHis considered dangerous to plants.

## REFERENCES

1. Afanasyev O.K. - *Technology of intensive apple orchards on low-growing rootstocks in Uzbekistan.* -Tashkent, 1989. - p.43-57.
2. Islamov S.Ya. *Reproduction of low-growing stocks // Agriculture of Uzbekistan.* Tashkent, 2005, p. 25-30.
3. Yusupova M.S. *Modern technologies for breaking down clonal rootstocks and growing seedlings of fruit crops in the conditions of the Republic of Uzbekistan.* // *Agricultural science - to agriculture: collection of articles: in 2 books. / VIII International Scientific and Practical Conference (6-7 February 2013).* - Barnaul: RIO AGAU, 2013. - Book. 2. - P. 303–304.
4. Kulyamov B.Kh., Yusupova S.M. *Analysis of the adaptability of apple clonal rootstocks to growing conditions in Uzbekistan.* // *Gene pool and plant breeding: reports and messages of the I International scientific-practical conference (April 8-12, 2013).* - Novosibirsk, 2013. -- Volume 2.- S. 118-124.
5. Yusupova M.S. *Growing of low-grafted seedlings planted in saline soils of Khorezm region.* // *Proceedings of the international scientific-practical conference "The role and importance of fruit and vegetable viticulture in ensuring food security in Uzbekistan" (May 25, 2017).* - Toshkent, 2017. - B. 108-110.
6. Yusupova M.S. *The effect of graft diameter on the emergence of low-growing apple seedlings.* // *Proceedings of the scientific-practical conference "Directions for improving the competitiveness of the agricultural sector in the context of the global financial and economic crisis" (November 12, 2010).* - Toshkent, 2011.-B. 121-123.
7. Afanasyev O.K. *Intensive orchards on low rootstocks.* T., 1978.
8. Budagovsky B.I. *Forms of low-growing apple rootstocks and areas of their use.* // *Gardening.* 1960. No. 5, P.34-38.
9. Ostroukhova S.A. *Features of growing some clonal apple rootstocks from green cuttings.* // *Tr. Tashkent State Agrarian University, no. 74, Tashkent. 2000.S. 3-8.*





## SUBSTITUTING TRADITIONAL ASSESSMENT TYPES WITH ALTERNATIVE ASSESSMENT IN HEES: PROBLEMS AND SUGGESTIONS

Guzal Jalilova G'ulomovna

English Teacher in Navoiy Pedagogical Institute

### ABSTRACT

In any educational establishment it is important to keep the balance between qualitative and quantitative outcomes. In this regard, assessment should serve as a motivational and helpful tool while evaluating student's language performance. In many high educational establishments, it is common thing to accept summative assessment as a 'stressful and discouraging moment'. As this type of assessment is commonly based on paper-pencil and theory-based tasks, students often feel reluctant to do them with motivation. Moreover, when it comes to developing teaching methodological skills (pre-serves teaching), assessment should serve as a practical tool to see the effectiveness of acquired theoretical knowledge in real life. Therefore, including formative assessment features into summative assessment would be more effective to see realistic outcome of the learning process. Even though there was a strong rationale for using summative assessment in HEE which are specialized to teach pre-service teachers, including to check theoretical knowledge and outlook by providing written assignments and individual tests. However, it is already high time to reform summative assessment and focus on more 'practical side' of knowledge as the primary goal is not only 'learning' but using it effectively. In this regard, in the domain of language teaching, Project based approaches are becoming effective to use as through learning language students also train practical skills. This article focuses on providing common negative effects of traditional assessments in measuring language proficiency in HEE and some recommendations to improve the situation.

In bachelor degree, it is already time for teacher to encourage students to be autonomous learners and enthusiastic practitioners. In bachelor degree, as they are future pedagogues it is vitally important to improve learners' HOT skills and creativeness rather than forcing them to remember theoretical information and allowing them to use ready-made materials from the internet. Ensuring

systematic and continuous assessment in core subjects could be an appropriate way to improve learning outcome.

In this regard, it is vital to take into account principles of testing which includes reliability, validity, practicality and authenticity. Skill-based tests seem to be 'grilling' and frustrating for most students. Such tests aim to measure learners' proficiency level relying on a 'one-day-exam'. However, in most cases these tests may lack of student-reliability feature. According to Mousavi (2009, p. 804)<sup>1</sup>, due to physical and psychological factors, including anxiety, nervousness, fatigue or some temporary illnesses some students achieve lower scores or even fail.

Timing issue is also one of the most distracting factors while taking exams. As Bachman (1990)<sup>2</sup> said, 'timing tests may cause discrimination between students who 'know' the material and those who significantly affected by timing clock. In other words, the ones who has brilliant memory and fast working ability can be succeed in such tests. We should not forget that this university aim to prepare good practitioners, not those with good memory.

Writing '12-page-length' answers has already become a burden for many students in this university as it does not meet the standards of test validity. If a course's objective to increase students' practicality, why it is necessary to fill the whole notebook. While checking instructors tend to focus on length of answers instead of considering their subjective perspectives and preciseness of answers.

Cheating and plagiarism are common problems in this context since there is not any strict regulations and punishments to control the uniqueness of student work. Even though, some websites are used to decrease this effect, most

<sup>1</sup> Mousavi, S. A. (2009). An encyclopedic dictionary of language testing. Tehran: Rahnama Publications.

<sup>2</sup> Bachman, L. (1990). Fundamental Considerations in Language Testing. Oxford: Oxford University Press.



teachers inclined to ignoring using these programs appropriately. Specifically, students with lower proficiency level may achieve high scores by cheating or plagiarizing. Applying ‘Turnitin’ service in order to check originality of written assignments.

### SUGGESTIONS

- A) Using on-going (formative) assessment instead of summative for core subjects, like methodology, ‘TAA’, ‘ICT’.
- B) Implementing weekly, monthly assignments that will be give total score at the end the semester.
- C) To evaluate students’ creativity, critical thinking ability in practical way instead of paper-based exams or multiple-choice questions that mainly aim to measure their recall ability
- D) Using CLT, Task-based, Project-based approaches, Case studies rather than teacher-centered methods

The system that functions as an assessment guider is called ‘rating system’. This type of assessment aims to enhance competitiveness among learners. However, from my point of view, today **being collaborative** is more important than ever before. I would suggest to develop more friendly atmosphere by engaging students to work cooperatively, not only for their own sake while studying. Moreover, motivating bachelor degree students to be autonomous learners is very crucial nowadays. It would give them more opportunities and more time to put acknowledged theories into practice. It helps them to be **lifelong learners**, as well. Besides these factors, increasing motivation is also one of the main responsibilities of teaching staff. I would suggest to replace theory based assignments with more practical ones. Currents assessments may include creative projects and presentations based on innovative ideas. Implementing **CLT** and **CLL** methods in a classroom might possibly increase productivity of learners by decreasing teacher reliance and attitude of reluctance to accomplish boring and unnecessary tasks (Brown H.D, 2010)<sup>3</sup>. In the following part, some **project based methods/techniques** (which are suggested to use for n-going assessment) are illustrated to substitute formal exam assignments along with the solid reasons why they are important in this context:

**Project –based tasks** could be used alternatively to multiple choice or 12 page-length written assignments. Rather than learning only theory, these tasks would allow students to practice with the

acquired knowledge in real life. If an instructor gives various weekly and monthly assignments considering the needs and interests of his/her learners, they would probably get more motivated to study and to be creative. Undoubtedly, it will increase quality of outcome.

Project-based assignments may include case studies, oral presentations (TED TALK like motivational presentations), individual and groups works, technology based assignments (creating tests, modifying teaching materials, publishing articles and presenting them in front of audience), research based works (works well in language history and literature classes), creating web sites (Debski, R. (2006)<sup>4</sup>.

Weekly assignments could include **case studies** which improves their problem solving abilities and higher order thinking competencies. In small groups students would solve some issues related to teaching with the help of theoretical materials they are supplied. Beyond doubt, it increases content-related reliability.

Steps to prepare and select project work assignments for students:

- Allowing learners to select topics
- Setting clear criteria/rubric to assess
- Support learners to succeed in and out of classroom
- Being concerned with individual progress of learners rather than providing shared scores to each member of the group (if it is a group project)
- Select various types of project works: case studies, oral presentations (TED TALK like motivational presentations), individual and groups works, technology based assignments (creating tests, modifying teaching materials, publishing articles and presenting them in front of audience), research based works (works well in language history and literature classes)

After scoring each weekly assignment, instructors are supposed to sum up both weekly and monthly assignment scores to give final score. It is significantly useful way to decrease depression and nervousness during formal final exams. **Stress-free atmosphere** would probably allow learners to demonstrate their real abilities and knowledge. Secondly, students less incline to plagiarize and cheat, as they would have enough time and opportunity to prepare and gain reachable results. It means they are not forced to gain results which seems out-of-reach.

Benefits of project-based assignments:

<sup>3</sup> Brown H.D. (2010) “*Language assessment: Principles and Classroom practices*”. Pearson

Education. 324 p. ISBN 0-13-098834-0.

<sup>4</sup> Debski, R. (2006). Internet Use of Polish by Polish Melburnians: Implications for Maintenance and Teaching. *Language Learning & Technology*, 10 (1), Pp 87-109.



- Authenticity-students feel real life experiences to accomplish tasks and unconsciously prepare themselves for future career. In the future, employers require them to demonstrate not their memorized knowledge but show how they are successful in practice.
- Motivation- students have more opportunity to have a voice in selecting meaningful content for their assignments. Besides, they develop communication skills and friendly attitude in group works.
- Metacognition- in BA degree, students should be concerned with more feedbacks and ways to self-develop rather than 'numeral evaluation'. It is true that scoring gives motivation to study better, yet this way it more suitable for primary school learners. in Bachelor degree, students are enough mature to understand to importance of self-development. In this regard, test-designers should be careful to set clear rubrics to evaluate students' abilities and provide useful feedback to help students.
- Collaboration- while accomplishing tasks, learners have one aim which unites them as a one team. Along with enriching their knowledge, they also enhance "soft skills".
- Creativity-students are prepared to solve various problems. As a technology era generation, they tend to find more innovative ways to solve them. Higher order thinking abilities help them to modify teaching methods and modernize teaching techniques in their own way.

an authentic, engaging, and complex question, problem, or challenge.

## REFERENCES

1. Bachman, L. (1990). *Fundamental Considerations in Language Testing*. Oxford: Oxford University Press.
2. Brown H.D. (2010). "Language assessment: Principles and Classroom practices". Pearson Education. 324 p. ISBN 0-13-098834-0.
3. Debski, R. (2006). *Internet Use of Polish by Polish Melburnians: Implications for Maintenance and Teaching*. *Language Learning & Technology*, 10 (1), Pp 87-109
4. Handler, B. (2010). 'Teacher as Curriculum leader: A consideration of the appropriateness of that role assignment to classroom-based practitioners'. *International Journal of Teacher Leadership*. Volume 3. ISSN: 1934-9726.
5. Mousavi, S. A. (2009). *An encyclopedic dictionary of language testing*. Tehran: Rahnama Publications.

## KEY TERMS

- Alternative assessment- Performance or authentic assessments which mostly aim to measure applied proficiency rather than knowledge.
- Formative assessment- quizzes and tests that evaluate how someone is learning material throughout a course.
- Summative assessment- quizzes and tests that evaluate how much someone has learned throughout a course.
- CLT- (Communicative Language teaching) teaching approach which focuses on encouraging learners to make meaningful communications and language use in the target language.
- CLL- (Community Language Learning) a language-teaching approach in which learners work collaboratively to improve their language proficiency in the target language.
- Project based approaches- teaching method in which students gain knowledge and skills through working together for an extended period of time to investigate and respond to



# THE INFLUENCE OF TOXIC AND ECOLOGICALLY HARMFUL COMPONENTS ON THE ENVIRONMENT

**Bakakhonov A.A.**

Jizzak State Pedagogical Institute named after  
A.Kodiriy (Uzbekistan)

**Kalonov R.M.**

Jizzak State Pedagogical Institute named after  
A.Kodiriy (Uzbekistan)

**Yakhshieva Z.Z.**

Jizzak State Pedagogical Institute named  
after A.Kodiriy (Uzbekistan)

---

## ABSTRACT

*This work presents the optimization of conditions for titration of lead, mercury and tungsten ions with two indicator electrodes, solutions of DDTK (diethyldithiocarbamic acid) Na and (DDTK) 2Pb. The influence of the following factors on the course and results of titration was studied: the magnitude of the external voltage applied to the indicator electrodes, the nature and concentration of the background electrolyte, the addition of an inert solvent, various foreign cations, interfering anions, a number of complexing compounds and other factors.*

**KEYWORDS:** *ecotoxicants, heavy toxic metals, amperometric titration, industrial waste.*

---

## IMPORTANCE OF THE PROBLEM

In recent years, in the century of scientific and technological progress, one of the most important problems humanity faced has become the protection of the environment, especially flora and fauna [1]. I, the role of the natural sciences is important, especially chemistry and ecology, since they also have the function of protecting the environmental objects. Therefore, it is urgent and necessary to improve and develop the existing and new analytical methods and approaches that provide control and subsequent quantitative determination of toxic and environmentally harmful components (impurities) with higher accuracy, selectivity and rapidity in wide ranges of their concentrations.

There is a danger of excessive accumulation of heavy toxic metals in soil and water, which ultimately can lead to environmental degradation, consequently, it is urgent and necessary to improve existing and develop new analytical methods and approaches that provide control and subsequent quantitative determination of toxic and environmentally harmful components (impurities)

with higher accuracy, selectivity and rapidity, in wide ranges of their concentrations.

The increased interest in the problem of determining heavy toxic metals in environmental objects is caused by their significant prevalence in nature, their relatively high toxicity [2], the ability to migrate and bioconcentrate. The main part of heavy toxic metals entering our environment is of a technogenic nature of anthropogenic origin as it is associated with their use in agriculture, organic synthesis, radio electronics and other fields of science and also technology and industry.

The problems of global monitoring of environmental objects provide for monitoring the levels of pollution not only in industrial, but also relatively ecologically clean areas to identify the natural background.

Urban wastewater sludge containing (mg / kg) 52–1170 copper and 10–5300 nickel can be used as organomineral fertilizers, however, with their prolonged use, there is a risk of excessive accumulation of heavy toxic metals in the soil, which ultimately can lead to deterioration in the quality of agricultural products.



It is known that due to the buffer properties of the soil, some of the introduced compounds of heavy toxic metals can be transformed into forms inaccessible to plants and, conversely, previously inaccessible compounds can pass into a mobile state. In this regard, it is important to control the content of their mobile forms of heavy toxic metals, which mainly form the flow of ions in the plant.

To assess the concentration level of mobile forms of heavy toxic metals, amperometric methods occupy one of the first and priority places, which, unlike other methods, provide the simultaneous selective determination of several elements in various extracts without preliminary separation and concentration. As a rule, the concentration of these metals in the atmosphere ranges from 0.005 to 500 ng / m<sup>3</sup>, in waters from 2 ng to 50 mkg / l. In uncontaminated rocks, sand and soil, the content of heavy toxic metals averages 0.1–0.2 mg / kg. Such low levels of metal content require the use of extremely sensitive methods of analytical control; amperometric methods of analysis and research meet all these important and necessary criteria.

It is known that minimum amounts of heavy toxic metals enter the body of humans and animals in different ways: with food, drinking water, air and etc. At present, the degree of toxic effects of various metals on all living-beings, and, in particular, on the human and animal organism, is obvious.

When analyzing (monitoring) natural objects, waters, food products and industrial effluents, amperometry, due to the high sensitivity of accuracy, the comparative cheapness of equipment and convenience in terms of automation and computerization, has gained great popularity and has found wide application in production field.

## THE METHODS OF EXPERIMENT

We carried out amperometric titration of metal ions of mercury, lead, tungsten with solutions of sodium diethyldithiocarbamate (DDTK Na) and lead diethyldithiocarbamate ((DDTK)<sub>2</sub>Pb) [3].

Amperometric titration with two platinum indicator electrodes, as follows from the volt-ampere characteristics of DDTK Na and (DDTK)<sub>2</sub>Pb, must be carried out at voltages below 0.3 V on acetate, 0.4 V - nitrate and 0.5 V - perchlorate backgrounds, so that simultaneously the processes of oxidation of titrants at the anode and reduction of oxygen at the cathode could proceed [4-5]. If the voltage is too high and is used as a titrant (DDTK)<sub>2</sub>Pb current can also arise due to the oxidation of lead, mercury, tungsten ions formed during the reaction at the anode and oxygen reduction at the cathode.

In order to optimize the conditions for titration of the ions of the above metals with two indicator electrodes with solutions of DDTK Na and (DDTK)<sub>2</sub>Pb, the influence of the following factors on the course and results of titration has been studied: the magnitude of the external voltage applied to the indicator electrodes, the nature and concentration of the background electrolyte, additives of an inert solvent, various foreign cations, interfering anions, a number of complexing compounds and other factors.

## THE RESULTS AND DISCUSSION

The experimental results during optimizing the conditions for titration of ions of various metals in their individual solutions served as the basis for these metals in their binary and more complex combinations.

**Table 1**  
**Amperometric titration results**  
**ions of various metals with a solution of DDTK Na**

Composition of the analyzed mixture, mkg	found Me, mkg (P=0,95; $\bar{x} \pm \Delta X$ )	n	S	S <sub>r</sub>
Bi (17,59) + Cd (45,53)	(Bi) 17,41 ± 0,66	5	0,53	0,030
Hg (21,34) + Co (92,31)	(Hg) 21,20 ± 2,31	3	0,93	0,044
Cu (9,81) + Pb (130,12)	(Cu) 9,73 ± 0,36	5	0,29	0,030
Pb (15,66) + Zn (13,00)	(Pb) 15,51 ± 0,16	4	0,10	0,006
Ni (29,34) + Ca (203,50)	(Ni) 29,46 ± 0,81	4	0,51	0,017
Ag (26,10) + Cd (102,30)	(Ag) 26,50 ± 1,29	5	1,04	0,041
W (4,97) + Mo (7,32)	(W) 4,79 ± 0,96	4	0,60	0,011





**Table 2**  
**Results of amperometric titration of ions of various metals with DDTK Na solutions in ternary and more complex mixtures ( $\Delta E=0,65B$ )**

Mixture composition, mkg	found Me, mkg ( $P=0,95; \bar{x} \pm \Delta X$ )	n	S	$S_r$
Bi(17,59) + Al(5,03) + Ni(4,07)	(Bi) 17,63 $\pm$ 1,03	4	0,69	0,032
Hg(21,34) + In(3,05) + Tl(1,97) + Al(214,0)	(Hg) 21,15 $\pm$ 1,03	4	0,75	0,031
Cu(9,81) + Ni(1,02) + Cd(20,01)	(Cu) 9,88 $\pm$ 0,47	6	0,45	0,046
Pb(15,66) + Os(95,10) + Fe(53,31) + Cd(221,1)	(Pb) 15,55 $\pm$ 0,76	5	0,81	0,089
W(54,97) + Ni(37,58) + Au(55,48)	(W) 55,68 $\pm$ 0,88	5	0,31	0,013

By the difference between the values of the titrant consumption in two or more metals, the content of all components in the mixture is found.

### CONCLUSION

Based the studies carried out and the results obtained, it can be concluded that amperometric titration of metal ions with solutions of DDTK Na and (DDTK)<sub>2</sub>Pb is quite possible as during the time of optimizing the titration conditions, high metrological characteristics was achieved and it was found that for effective increasing the selectivity of the developed amperometric method, it is possible to successfully use the variation not only of the acidity of the medium under study (background electrolytes), but also of the nature of the applied protolytic and inert solvents of the used reagents, as well as of the complexing compounds and anions.

In accordance with the data in Tables 1 and 2, the amperometric titration method allows obtaining fairly correct results with high reproducibility and small errors. Testing against  $t_{0,95}$  statistics did not reject in any case the hypothesis of insignificance between the certified and found values.

### REFERENCES

1. Martin R. *Some questions on toxicity of metal ions.* / M.; Mir. 1993. pages 25-43.
2. Moiseenko T.I. *Anthropogenic variability of the fresh water ecosystems and the estimation criteria of the quality of the water.* // *The problems of environmental monitoring and supervision of ecosystems.* SPB:Gidromet, 2003. T. 19. pages. 72-94.
3. Lurye Y.Y. *Reference book on analytical chemistry.* -M.:Chemistry.1979. Pages 230-236.
4. Gevorgyan A.M., Talipov Sh.T., Khadeyev V.A., Mirozyan I.I. *Volt-ampere curves of thionalide oxidation on a platinum microanode in glacial acetic acid.* // *Depinir All-Russian Institute for Scientific and Technical Information of the Russian Academy of Sciences # 4616-81 from 24.09.81.* pages 1 – 3.
5. Gevorgyan A.M., Talipov Sh.T., Khadeev V.A., Mukhamedjanova D.V. *Volt-amperometric*

*behavior of sodium diethyldithiocarbamate on a platinum anode in dimethylformamide* // *The journal of analytical chemistry.* 1980. T. 35. #10. 2026 – 2028.

6. Gevorgyan A.M., Yakhshieva Z.Z., Sultonov M.M., Daminov G.N. *Thioacetamide-analytical reagent for precious metals.* Jizzak. 2010. Page 122.
7. Gevorgyan A.M., Yakhshieva Z.Z., Allambergenov B.A. *Amperometric titration of platinum, palladium and gold with thioacetamide solution.* *Pharmaceutical journal.* 2010. #2. Pages 32-35.
8. Gevorgyan A.M., Yakhshieva Z.Z., Juraeva L.K. Жыпаева, G.U. Rakhimberdieva. *Determination of the number of electrons donated during the electrooxidation of one thiourea molecule.* // *Republican scientific-practical conference with the participation of "Zelyonaya khimiya(green chemistry)" - in purpose of stable development.* Samarkand -2012.
9. Yakhshieva Z. *The conditions for amperometric titration of the Ag (I) ion with sulfur-containing reagents.* // *Universia Chemistry and Biology. Electronic scientific journal.* - 2016. #4 (22).



## INNOVATIVE TOOLS OF DEVELOPING AUDIT ACTIVITY IN UZBEKISTAN

**Rakhmatov Jasur Uktamovich**

### DISCUSSION

The stability of the accounting system is one of the required conditions for ensuring the stability of the national financial system as well as for ensuring the continual production process and the stability of macroeconomic growth. National monetary system as a state legal form of organizing the money circulation, consists of the following elements: monetary unit, money circulation structure, organization and regulation of money circulation; the money supply and its structure; the parity and the exchange rate of the national currency; the principles of organizing the monetary system.

Accounting and auditing are both essential business functions which, while distinctly different concepts, can interrelate at times. Small business owners must set up an accounting system before they open their doors to manage and record financial data, but auditing is generally reserved for larger or more established businesses. Understanding the definitions of accounting and auditing, as well as the correlation between the two, is vital to understanding business finance.

Accounting is the systematic process of recording, storing and presenting company financial data. Accountants maintain complex records of all financial transactions, including things like sales revenue and expenses in addition to costs such as payrolls and taxes. The accounting cycle begins with transaction receipts and other original financial documents. Accountants make entries for all financial events in individual accounts, most often using a software accounting program. Using the information stored in company accounts, accountants routinely construct financial statements, such as balance sheets and income statements, to provide internal and external stakeholders with insightful glimpses into a company's financial situation. [1].

Auditing is the process of reviewing and investigating any aspect of a business, whether financial or nonfinancial. Auditors are fully trained to spot areas of needed improvement, potential dangers and incidents of unethical conduct in their area of expertise. Audits can disrupt the normal flow of business in a company, but the ability to spot and address potential weaknesses can outweigh any

temporary losses of productivity. Among the range of issues audits can review are human resources policies, operational procedures, quality or safety policies and, of course, accounting audits.

Accounting audits bring these two distinct concepts together and can convey significant benefits to small and large businesses alike. An accounting audit by definition is a systematic review and investigation of the policies, procedures and systems put in place to record, store and present financial data within a company. Accounting audits cover the full range of the accounting cycle, looking for inconsistencies, inefficiencies, errors and incidents of unethical conduct at all steps in the process. Audits begin by analyzing the systems put in place to ensure that the accounting department receives all transaction documents in a timely manner. Audits review the accounting system in depth to ensure that all necessary accounts are present and maintained accurately. Accounting audits also review financial statements and the processes used to prepare financial statements.

Audit in Uzbekistan emerged since the beginning of market reforms, development of foreign trade relations. Attracting foreign capital was only possible with the guarantee of return, and, consequently, independent evaluation of business structures. The usual way of obtaining reliable information – is an independent examination audit. Thus, the need for auditing has become an objective reality. [2].

In Uzbekistan, there is a gradual reform of the audit activities. The main reformer and regulator of the audit activities is the Ministry of Finance of the Republic of Uzbekistan in cooperation with the Chamber of Auditors of Uzbekistan and the National Association of Accountants and Auditors. At the moment, Uzbekistan has the following regulatory gradation of the audit activities.

The President of Uzbekistan Shavkat Mirziyoyev signed a Decree aimed at radically improving the activities of the Audit Chamber. Among the main objectives of the structure is the implementation of a system analysis of the formation of the state budget parameters, the audit of the security of the state and territorial programs being



taken by sources of financing, monitoring the completeness of the budget revenues, auditing the efficiency, and legality of the expenses.

In addition, the Chamber will be responsible for conducting an external audit of the monetary and foreign exchange policy of Uzbekistan, the state of assets and liabilities of the state, management of gold and foreign exchange reserves, as well as operations carried out with precious metals and precious stones. Now the staff of the Audit Chamber will be 70 people, of which 41 will be part of the Inspection to monitor the completeness of receipts. The head of the Inspection will be appointed and dismissed by the President personally. [3].

Shavkat Mirziyoyev provided the structure with a number of interesting powers. Those include the access to the database of government agencies and organizations, the introduction of mandatory submissions for the elimination of inconsistencies in these databases, as well as representations on the application of disciplinary measures to the heads of territorial tax and financial bodies.

The Chamber received the right to involve employees of financial, tax and other bodies in the ongoing activities to assess the correctness of forecasting the revenues of the state budget, expanding the taxable base, ensuring the completeness of tax collection and accounting of taxable items.

Based on the results of the inspections, it should enter proposals for further improvement of legislation and law enforcement practice, increase the effectiveness of government agencies and organizations, abolish inefficient tax and customs privileges, and change tax rates aimed at improving tax administration and completeness of tax base coverage.

One of the main tasks for the organization in the near future will be the creation and commissioning of a software package that provides real-time assessment of the taxable base, the full coverage of taxpayers by comparing databases of tax and other government agencies, organizations, and banks.

## REFERENCES

1. Cormican K., O'sullivan D. *Auditing best practice for effective product innovation management. Technovation*, 24, 819-829. 2014.
2. Akhmadjanov K.B. *Developing methodology of entities internal audit in condition of modernization of economy. Doctorial thesis. Tashkent. BFA. 2016. - 169 p.*
3. Khasanov B.A., Aliboyev Z.A., Zokirova M.SH. *Bases of automation of internal audit. Tashkent. "Fan" publishers. 2013.*



# THE TERM SYSTEM "FORMS OF ENTREPRENEURIAL ACTIVITY" IN ENGLISH AND UZBEK AND METHODS OF ITS TRANSLATION

Rakhmonova Sardora Muminjanovna  
UzSWLU Teacher

## ANNOTATION

*The article provides a comparative analysis of the forms of entrepreneurial activity in the Uzbek and Anglo-American systems of law; reveals significant differences in the volumes of meanings of legal concepts in two languages, provides translation recommendations. In a contrastive way, the terms that are used to describe such subject areas as: various forms of entrepreneurial activity, the constituent documents of the company are considered. It is noted that the greatest problems for translation and understanding of the text are caused by non-equivalent and partially equivalent vocabulary.*

**KEY WORDS:** *forms of entrepreneurial activity, translation of legal terminology, comparative analysis, partially equivalent vocabulary*

## Ingliz va uzbek tillarida terminosistema atamasi "tadbirkorlik faoliyati shakllari" va uni tarjima qilish usullari

**Annotatsiya:** Maqolada O'zbekiston va Angliya-Amerika huquqiy tizimlarida biznesni tashkil etish shakllari qarama-qarshi tahlil qilingan. Ushbu huquqiy tizimlardagi sezilarli farq tufayli, o'xshash tushunchalar turli xil ma'nolarga ega, bu tushunish va muloqotga to'sqinlik qiladi, ayniqsa ekvivalent bo'lmagan leksika va qisman qarindoshlar haqida. Kompaniya huquqining quyidagi yo'nalishlari bir-biriga qarama-qarshi bo'lib, tadqiq qilinmoqda: ikkita huquqiy tizimdagi tadbirkorlikni tashkil qilishning har xil turlari, yuridik shaxslarning tabiati va ajralib turadigan xususiyatlari, hujjatlarni o'z ichiga olgan. Tarjima texnikasining namunalari keltirilgan.

**Kalit so'zlar:** biznesni tashkil etish shakllari, huquqiy terminologiyani tarjima qilish, kontrastli tahlil, qisman qarindoshlar

## DISCUSSION

A comparative analysis of the forms of entrepreneurial activity in the Uzbek and Anglo-American systems of law shows that there are significant differences between them, which greatly complicate the process of translating lexical units of

this terminological area. Analysis of legal texts showed that they contain several types of terms, the translation of which creates additional difficulties. These include:

- Terms-realities (concepts and phenomena characteristic of one legal system and absent in another);



- Partially equivalent terminology (interlanguage equivalent correspondences in two languages coincide in one meaning of the term and diverge in other meanings);

- Partially equivalent terminology (the meaning of a term in one language is described by the sum of the meanings of several terms in another language).

To understand the complex semantic connections that arise between the terms within the corresponding lexical fields in the English and Uzbek languages, it is necessary to carry out a comparative analysis of the most general concepts and concepts of entrepreneurial activity under Uzbek and Anglo-American law.

Under Uzbek law, business activity is regulated by civil law, while in Anglo-American law, regulation occurs within the framework of commercial law or business law. To carry out entrepreneurial activities, citizens can independently or jointly with other citizens create legal entities, as well as engage in entrepreneurship without forming a legal entity.

Modern Uzbek legislation concerning legal entities differs significantly from the corresponding US legislation. One of the main differences lies in the interpretation of the concept of a legal entity. So, American legislation recognizes only one form of a legal entity - a joint-stock company; all other forms of business organization, regardless of how many people are involved in a given enterprise, are not legal entities. Some researchers count up to nineteen different forms of doing business in the United States: sole proprietorship, branch office of a local company, branch office of a foreign company, representation office of a local company, representation office of a foreign company, joint venture, joint enterprise, joint stock company or association, limited partnership association, business trust, partnership de jure, partnership de facto, partnership by estoppel, general partnership, limited liability partnership (LLP), professional limited partnership, limited partnership, limited liability limited partnership (LLLL), limited liability company (LLC). True, it should be noted that not all states recognize all of the listed types of entrepreneurial activity, however, a study of the legislation of all 50 states and the District of Columbia gives exactly this impressive figure (3, p.236-237). In Uzbek, on the contrary, the form of doing business with the formation of a legal entity has become widespread. There are twelve types of legal entities, and only individual entrepreneurs can operate without forming a legal entity, which is rather an exception to the rule.

### Classification of Types of Entrepreneurial Activity

It is possible to classify the types of entrepreneurial activity on various grounds. By forms of ownership, state and non-state (private) enterprises are distinguished, by goals of activity, all organizations can be divided into commercial and non-commercial. In addition, the forms of entrepreneurship can be classified by the composition of the founders, by the nature of the rights of the participants, by the order of education and other grounds. Let's take a comparative look at the commercial organizations of the USA and Uzbekistan.

As noted above, the main forms of entrepreneurship in the United States exist without forming a legal entity, while in Uzbekistan the existence of a company is possible only in the form of a legal entity. This difference is significant from the point of view of legal theory and practice, but it does not have much impact on the selection of equivalent translation methods for company names.

According to Uzbek legislation, the following main types of entrepreneurship are distinguished:

- Full partnership;
- Limited partnership (limited partnership);
- Limited liability company;
- Additional liability company;
- Joint-Stock Company.

Let's consider in more detail each of the listed types. A full partnership in terms of functions and scope of legal responsibility corresponds to its Anglo-American analogue of general partnership (participants are engaged in entrepreneurial activities on behalf of the partnership, are responsible for the obligations of the partnership with the property they own, they can be participants in only one full partnership, profits and losses are distributed among themselves in proportion to their shares in the contributed capital, etc.). Accordingly, a member of a full partnership (doimiy hamkor) is a general partner.

A limited partnership (cheklangan hamkorlik) is a partnership in which, along with the participants who carry out entrepreneurial activities on behalf of the partnership and are responsible for the obligations of the partnership with their property (doimiy hamkorlar), there are one or more participants - investors (cheklangan hamkorlar), who bear the risk of losses associated with the activities of the partnership, within the amount of their contributions and do not participate in the partnership's entrepreneurial activities (2, Art. 84). The management of activities is carried out by general partners, investors are not entitled to participate in the management and conduct of the affairs of a limited partnership, as well as to challenge the actions





of general partners in the management and conduct of the affairs of the partnership. The Anglo-American counterpart is limited partnership.

A limited liability company is an organization established by one or more persons, the authorized capital of which is divided into shares of certain sizes; members of a limited liability company are not liable for its obligations and bear the risk of losses associated with the activities of the company, only within the value of their contributions (2, Art. 89).

An additional liability company differs from a limited liability company only in that it has a special character of property liability of its participants, who jointly bear subsidiary liability for its obligations with their property in the same multiple size for all ( ikki, uch barobar, etc. ) to the value of their contributions. In case of bankruptcy of one of the participants, his responsibility for the obligations of the company is distributed among the other participants in proportion to their contributions (2, Art. 95). In the Anglo-American legal system, there is no analogue for this form of entrepreneurial activity, therefore, for translation, we have to "invent" a new term - additional liability company.

Before proceeding to consider the concept of "joint stock company" in two languages, let us dwell on some forms of entrepreneurial activity that are characteristic of Anglo-American law, but absent in Uzbek law - these are limited liability partnership (mas'uliyati cheklangan sheriklik) and limited liability limited partnership (cheklangan sherikchilik). Limited liability partnerships are distinguished by the fact that the legislation allows all or several of its participants to have limited liability to investors, which brings them closer to joint stock companies, but at the same time, such partnerships do not have the main drawback of JSCs - double taxation. There are significant differences between companies of this type in the US and UK. In the USA, the creation of limited liability partnerships is popular when creating professional organizations (lawyers, architects, etc.), and in some states, for example, California, Oregon, Nevada and New York, they can be created exclusively for such purposes. ... In the UK, a limited liability partnership is considered a legal entity (like a joint-stock company) and its members are collectively liable for the company's debts up to their contributions, however, taxation is carried out as for a partnership. Recently, another novelty has appeared in the United States - a limited liability partnership, which differs from the usual limited partners in that the general partners who manage the company have only limited liability to investors.

There is another term that often has problems with translation. It's about the concept of a joint venture. It would seem, what could be easier? Everyone knows that this is a "joint venture". However, according to the definition of the Black's Law Dictionary, "joint venture is a business undertaking by two or more persons engaged in a single defined project" (4, p. 376). American textbooks on business law indicate that a joint venture is a type of full partnership, has all the features of the latter, but it is singled out in a separate category, since it has a narrower scope - it is created for a certain period of time to complete a specific project. In British sources, the use of the term joint venture is sometimes found in the meaning of "an entity formed between two or more parties to undertake economic activity together". In the latter version, it is obvious that participants in such an organization can be not only individuals, but also legal entities, and it can be created not only for the implementation of a separate project, but for an indefinite period.

In the understanding of Uzbek business representatives, a "joint venture" is a form of organization of a company, in which the capital of partners from two or more countries is certainly combined for more efficient business. Obviously, there is little in common between the term and its "translation". We analyzed translations of this concept in all available legal dictionaries, and everywhere there was only one misleading option - "joint venture". And only in one translated article we managed to find the translation of joint venture as "temporary partnership", which most fully conveys the semantic content of the English term in the American system of law. The "joint venture" translation is only possible for British sources and in cases where the company has foreign capital. If it is clear from the context that two national companies are involved in a "joint venture", then the translation must be provided with an appropriate commentary.

A joint stock company is a company whose authorized capital is divided into a certain number of shares; members of a joint-stock company (shareholders) are not liable for its obligations and bear the risk of losses associated with the activities of the company, within the value of their shares (2, Art. 97). According to Uzbek legislation, joint stock companies are divided into closed (closely held - with the distribution of shares among its founders) and open (publicly held - with an open subscription to shares and their free sale). In the Anglo-American legal system, there are also commercial (business corporations, for-profit corporations) and non-profit (non-profit corporations) joint stock companies. In addition, in addition to de jure corporations (de jure JSC), de facto corporations are recognized, that is, actually existing joint stock



companies that either did not complete their legal registration, or were formally liquidated, but continued to operate. The court may temporarily consider such JSC legal if it is necessary to protect the interests of conscientiously mistaken citizens who entered into legal relations with this JSC. Corporation by estoppel (lit.: JSC by virtue of deprivation of the right of opposition, JSC by virtue of procedural challenge) is another type of JSC that is absent in Uzbek legislation. According to the corporation by estoppel doctrine, third parties who have acknowledged the existence of a joint-stock company (although in reality it did not exist) cannot retroactively abandon this fact in order to obtain benefits for themselves. According to the court, such people are deprived of the right to objection or receive a recusal for their objections (they are estopped). Since there is no analogous Uzbek-language term, we have to resort to descriptive translation.

Here are a few more translations of terms that are not always recorded in dictionaries and therefore cause difficulties:

Bosh korporatsiya - parent company;

Daromad keltirmaydigan korporatsiya - dormant, inactive company;

Qobiq korporatsiya - "mailbox", a corporation that does not have significant assets and does not conduct serious operations, created to ease tax conditions for other companies;

Yagona korporatsiya is a sole company.

The use of the term corporation is typical of American English. In British English, the phrase a joint stock company (JSC) is accepted, which can be open and closed - public (ro'yxatlangan) companies and private (ro'yxatlanmagan) companies, respectively.

### Constituent Documents of Companies

The composition of constituent documents for various forms of doing business is different, which is regulated by Article 52 of the Civil Code. A legal entity acts on the basis of the charter, or the articles of association and articles of association, or only the articles of association. So, for the registration of a general partnership and a limited partnership, only the foundation agreement is sufficient (in the latter case, the agreement is signed only by the general partners, and not by the investors). A limited liability company requires both a memorandum of association and a charter, and for joint stock companies (closed and open) only a charter. The constituent agreement of a legal entity is concluded, and the charter is approved by its founders (participants). If a legal entity is created by one founder, then it acts on the basis of the charter approved by this founder.

The constituent documents of a legal entity must determine the name of the legal entity, its location, the procedure for managing the activities of the legal entity, and also contain other information provided for by law for legal entities of the corresponding type, for example, determine the subject and purpose of commercial activity.

In the founding agreement, the founders undertake to create a legal entity, determine the procedure for joint activities for its creation, the conditions for transferring their property to it and participating in its activities. The agreement also defines the conditions and procedure for the distribution of profits and losses among the participants, management of the activities of a legal entity, withdrawal of founders (participants) from its composition.

In the American legal system, various forms of entrepreneurial activity also formalize their relations with the help of appropriate documents. And here the question of the selection of translation equivalents in English and Uzbek arises, which are in a relationship of a complex interweaving of concepts and functions. For example, a general partnership under American law regulates relations between participants using a document called the Partnership Agreement, which indicates the name of the organization, the goals and objectives of the business, its location, shares in the capital of each participant, the distribution of rights and obligations, the procedure for the distribution of income and losses, the conditions for the termination of the activities of the company, etc. As we can see, the functions of this document in general coincide with the functions of the constituent agreement under Uzbek law. Accordingly, the memorandum of association of a limited partnership will be called a limited partnership agreement in English, and in a limited liability company, a limited liability company agreement. In translations from Uzbek into English of the term "Asosiy kelishuv" there are also options: foundation agreement, or even foundation contract. Some authors (3, p. 10) theoretically substantiate such an inauthentic use of terminology as follows: since the volumes of the concepts behind the terms in the two languages do not coincide, these terms cannot be used as interlanguage equivalents, therefore, for a Uzbek term in English, another one is selected, atypical for this context equivalent. For the English-speaking recipient of the translation, the sentence can "cut the ear", but the originality of another legal system is emphasized.

In the UK and some other common law countries (for example, Ireland, India), companies have two types of documents: one of them regulates the organization's relations with the outside world and, in



terms of functions, roughly corresponds to the memorandum of association under Uzbek law (Memorandum of Association or simply Memorandum). Another document regulates the relationship between shareholders or shareholders and governing bodies in the organization, its presence is mandatory for the start of the company's activities (Articles of Association or Articles). With some degree of convention, this phrase can be translated as the Charter. Although the share of convention in this case is quite high, since according to the Civil Code of the Uzbek Federation the joint-stock company has only one document - the Charter, which combines the functions of two British documents.

As noted above, under Uzbek law, JSCs have their own charters. Moreover, in each case, this term receives its own content. We have the charter of a joint-stock company - the only constituent document, which includes all the information contained in the founding agreement of the LLC, as well as all information about the conditions and categories of issued shares, their value and quantity, the size of the authorized capital, the rights of shareholders, the composition and competence of management bodies, the procedure for making decisions and many other provisions, the list of which is open [2, Art. 98]. What is the most adequate translation of this concept into English? Let's turn to the dictionary definitions, having considered all possible translation options.

Articles of Incorporation - a document that sets forth the basic terms of a corporation's existence, including the number and classes of shares and the purposes and duration of the corporation.

Articles of Association -

1. = articles of incorporation;

2. a document - similar to articles of incorporation - that legally creates a nonstock or nonprofit organization.

Bylaw (by-law) -

1. a rule or administrative provision adopted by an association or corporation for its internal governance;

2. = articles of incorporation.

Charter - the organic law of an organization; loosely, the highest law of any entity [4, pp. 44, 82, 94].

As can be seen from the above definitions, none of the terms exactly and completely does not contain the entire volume of meanings present in the Uzbek concept of "charter". Articles of Incorporation is a small document, several pages long, in which the name of the organization must be mentioned, its founders (incorporators) are listed, the form of entrepreneurship is determined (joint-stock or non-stock corporation - stock corporation or non-stock corporation; commercial or non-profit enterprise - for

profit or non-profit company), as well as the legal address of the company and the period of time during which it will operate. That is, this document is rather similar to the memorandum of association under Uzbek law, as evidenced by the presence in the English language of a synonym - Certificate of Incorporation.

Among law students and even among specialists involved in legal translation, the opinion has become widespread that Articles of Incorporation is the charter of a necessarily large joint-stock company (possibly under the influence of the word "corporation"). However, in reality this is not the case. Under the laws of most states, a corporation can be established by even one person. Thus, Articles of Incorporation can be a document that regulates the activities of a small non-profit organization with one employee.

According to the authors of Black's Law Dictionary (recall that this is one of the most authoritative legal dictionaries in American law, the reference book of all qualified legal translators), the term Articles of Association is synonymous with the term Articles of Incorporation in the meaning of "document for JSC", and is also used in cases where it is necessary to emphasize the non-commercial nature of the organization's activities or its refusal to issue shares.

Bylaw is an internal document of a company (not necessarily a corporation), which is developed on the basis of the constituent documents of the organization and regulates in detail its daily activities (the procedure for electing governing bodies and holding meetings; staffing, functional responsibilities of employees, etc.) ... At first glance, the term bylaw is most equivalent to our "charter", but the status of this document is significantly lower than that of its Uzbek counterpart, since the company's board of directors can make changes and additions to bylaws, which is impossible under Uzbek law. Amendments to the charter of a joint-stock company are within the competence of the general meeting of shareholders and must be adopted by three-quarters of the votes in accordance with Art. 49 FZ "On Joint Stock Companies".

The word charter largely corresponds to the term "charter" in the meaning of "a normative legal act regulating a particular field of activity" [1, p. 723].

So, when translating from English into Uzbek, you can offer the following translation options:

Articles of incorporation -

Am. charter (usually for JSC)

Articles of association -

Br. the charter of a legal entity;

Am. charter of a legal entity (as a rule, except for JSC)



Bylaws - 1. internal regulations of the organization;  
2. charter (in some contexts).  
When translating from Uzbek into English:  
Memorandum of association -  
partnership agreement  
limited partnership agreement  
limited liability company agreement (definition of the concept)  
foundation agreement (general neutral term)  
Charter (LLC, ODO) -  
articles of association;  
articles of incorporation (Amer. - in some contexts)  
JSC Charter -  
Br. articles of association + memorandum of association;  
Am. articles of incorporation + bylaws.

In this article, only the basic concepts of the terminological area of "forms of entrepreneurial activity" were analyzed, outside of our research there was a large layer of terminological units related to the formation and termination of a legal entity, to the peculiarities of joint-stock companies in two legal systems, rights and obligations of shareholders, types of issued shares and other lexical fields that present certain difficulties in translation.

## LITERATURE

1. *Барихин юридический энциклопедический словарь. 2-е изд., перераб. и доп.* – М.: Книжный мир, 2007. – 792с.
2. *Гражданский кодекс Российской Федерации. Части первая, вторая и третья. Официальный текст.* – М.: ТК Велби, 2005. – 448 с.
3. *Гражданский кодекс Российской Федерации с комментарием (на английском языке).* – М.: Норма, 2000. – 767 с.
4. *Black's Law Dictionary. 2nd pocket edition.* Bryan A. Garner. – St. Paul, Minn., 2001. – 796 p.



## ISSUES AND CHALLENGES OF GEOGRAPHICAL INDICATION IN INDIA

**Kumari Youkta**

Research Scholar,  
Department of Humanities and Social Sciences,  
Indian Institute of Technology Patna,  
Bihar, India,

**Shreya Nupur**

Research Scholar,  
Department of Humanities and Social Sciences,  
Indian Institute of Technology Patna,  
Bihar, India

Article DOI: <https://doi.org/10.36713/epra5323>

### ABSTRACT

*In the recent years Geographical Indications have grabbed attention as an important property right issue in a country like India where there is great diversity on cultural and geographical grounds which if utilized wisely can benefit the country a lot. But several challenges and issues are there due to which some states in India are lagging behind when some are really performing well. The objective of this study is to dig out the reasons behind this disparity among states on the grounds of GI registration. For this the study takes help of secondary sources like WIPO, WTO, Manupatra.com, IPI, case studies from literatures, journals, books etc. and explains it by making use of bar graphs and pie charts. The findings of this study will carry significant implications for Central as well as State Government of India in terms of addressing this challenge and developing strategies so that potential benefits ingrained in Geographical Indications can be realized efficiently.*

**KEYWORDS:** *Geographical Indications, WTO, TRIPS agreement, Challenges, Tag*

### INTRODUCTION

The term ‘Geographical Indications’ (GIs) managed to get place in the dictionary of international intellectual property (IP) law through its inclusion in the Trade-Related Aspects of Intellectual Property Rights (TRIPS) agreement of the World Trade Organization (WTO).

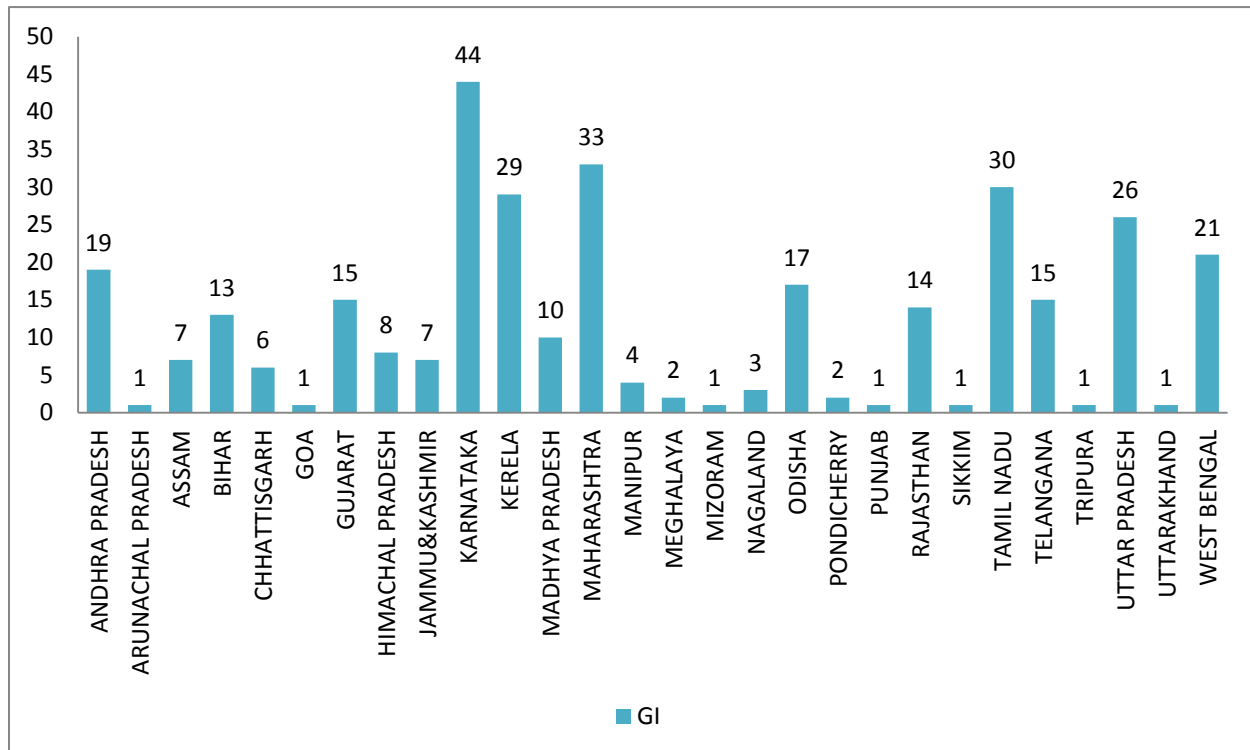
TRIPS has defined GI as an indication which recognizes a good according to their originating area in the territory of a member, where that good must possess the attributes, quality and other characteristics of that geographical location (Article 22 of TRIPS). In other words, Geographical Indication (GI) can be defined as one of the important property right out of six Trade-Related Intellectual Property Rights (TRIPS) of the World Trade Organization (WTO), this can be recognizing as a good that originates from a specific region and contains the characteristics and specialty of that particular region. GI has got favorable attentions

from developing countries because its future socio-economic benefits led many to believe that GI would emerge as new revolution in IPRs as consider it as sleeping beauty IPR (WIPO, 2017).

In Indian context Geographical Indication of Goods Act 1999 came into existence from 15<sup>th</sup> September 2003 with the aim to provide legal recognition and protection to the goods comes under GI products. This act was enacted due to India’s obligations in TRIPS under WTO. There are three main objectives that comes under GI protection Act, 2003:

- 1) Protection and prosperity of producers of GI goods, so that they would encouraged to produce it.
- 2) Protection of consumer from misleading GI product.
- 3) Promotion of GI goods international export market.





Source: GI Registration office

India at present have total 344 products registered as GI products in which 13 are international GIs and rest are domestic GIs. India is having a very rich culture and diversity which if utilized effectively can benefit the whole economy a lot. But still many states in India are lagging behind in rearing the benefits of GI. One can find a great disparity among states in India regarding GI Registration. Karnataka, Maharashtra, Tamil Nadu, Kerala are some states performing so well while on the other hand states like Arunachal Pradesh, Punjab, Mizoram, Sikkim, Tripura and Goa having only one GI and it is very strange that Jharkhand is having no any GI products registered yet. The whole picture of state's performance is shown above with the help of Bar Graph.

This situation poses a question why this disparity is there? and What are the issues and challenges behind these gaps? which this study has tried to answer.

## LITERATURE REVIEW

Abundance of literature are available which talks about different aspects of GI in the context of India as well as world. In a study by Das (2010) he has highlighted that India has large number of product in its

offer that can qualify as GI product there in need of awareness about this act because this concept is new to India. There is need to come forward different stakeholders for strategic intervention so that India could succeed in GI initiatives. Since most of the GI in India is related to traditional knowledge it has opportunity to enlarge its scope through building brands. In addition to that it has potential to develop the traditional hotspot such as "Cultural tourism" which will give impetus to rural India in terms of tourism and employment.

Agdomar (2008) emphasized in his paper that if GI gets protected this will serve several purposes like it will protect the community and source of that product, in addition to that it will help in increasing quality and standard, which in turn will help in generating employment. Rangnekar (2002) focused on legal aspect of GI protection and implementation of law at international as well as domestic level. This subject has been dealt in detail by Gopalkrishnan et al. (2007) who examined the nature and tools adopted for the protection of GIs and traditional knowledge in India and other south Asian countries. They examine the usefulness and effectiveness of GI laws on socio-economic conditions in these countries. We know that



India is an agriculture based economy, this economy can be developed by commercialization and promotion of agro based products through GI mechanism. This can emerge as alternate channel of agricultural sector development (Rehmah, 2017). GI products can generate alternate spillover effect on tourism industry, which in turn can generate employment and income generation (Vats, 2016).

Another study by Gulati (2016) have emphasized that GI can be seen as an asset for the poor people who are associated with production of GI product and associated with traditional knowledge. She also highlighted the importance of GI tag to maintain the originality and feature of the product and advocated for spreading awareness about the product and GI tags to avoid piracy and misleading information about the product.

There are several studies dealing with the issues of GIs but very few literature is focusing on the issues and challenges that GI producers and consumers facing. This paper is highlighting the issues and challenges of GI products and fills the important gap in this field of literature.

## OBJECTIVE

To dig out the reasons for why some states are ahead while some are lagging behind in registering for GI products in India by using bar graphs and pie charts.

## METHODOLOGY

**Data sources:** This study has used secondary data available on GI Registry office of India, WTO, WIPO etc. Support of case studies have also been taken from journals, newspapers, books etc.

**Tools:** All the information have been shown by using Pie charts and bar graphs.

## KEY FINDINGS

This study suggests that there are several loop holes on **legal, social, economic, geographical** and **technical** grounds that are really a very big challenge to chase before some states in India regarding GI Registration.

### 1) Legal Challenges

- GI Registration Act in India: The Geographical Indications of Goods (Registration and Protection) Act, 1999 (Act 48 of 1999) came into force in India with effect from 15 September 2003. This Act promises to provide
  - Adequate protection to the producers of GI goods.
  - Protection to consumers from deception, and
  - Promotion of goods bearing GI in export market.

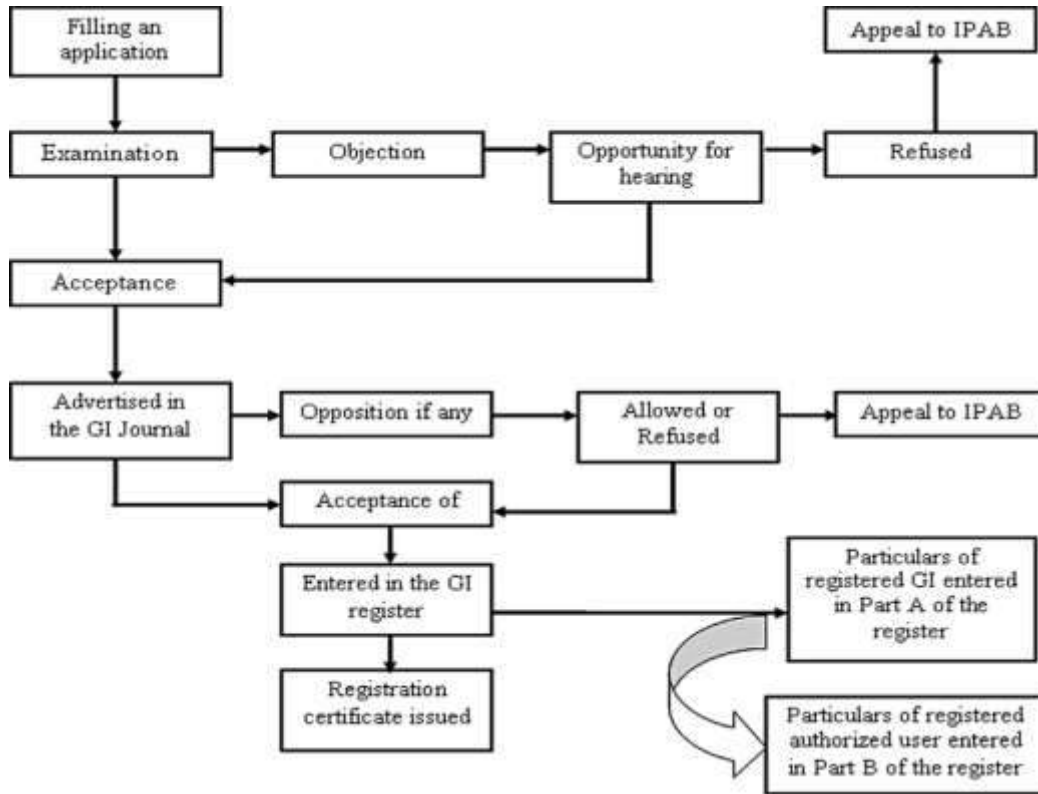
But in reality there are several inadequacies in this act which is needed to be addressed as discussed below:

- No effective enforcement mechanism are there at domestic as well as at export markets.
- There is no any agency available to monitor post-GI mechanism in India.
- It does not lay much emphasis on inspection and monitoring mechanism for GI protection, due to which competitors try to free ride over its reputation. However, this leads to loss of trust on the brand, they mislead consumers, in all that process the one who loose most is actual right holder.
- Geographical Indication Registration process in India:

From the above drawn flow chart of **GI Registration process** in India one can easily analyze the lengthiness of it due to the **time lag involved** in the process of registration—from application, scrutiny, acceptance, advertisement in Journal, opposition if any, to final registration. Lots of GI registration cases are pending in India which is very discouraging for any producer who is willing to register for any GI products.

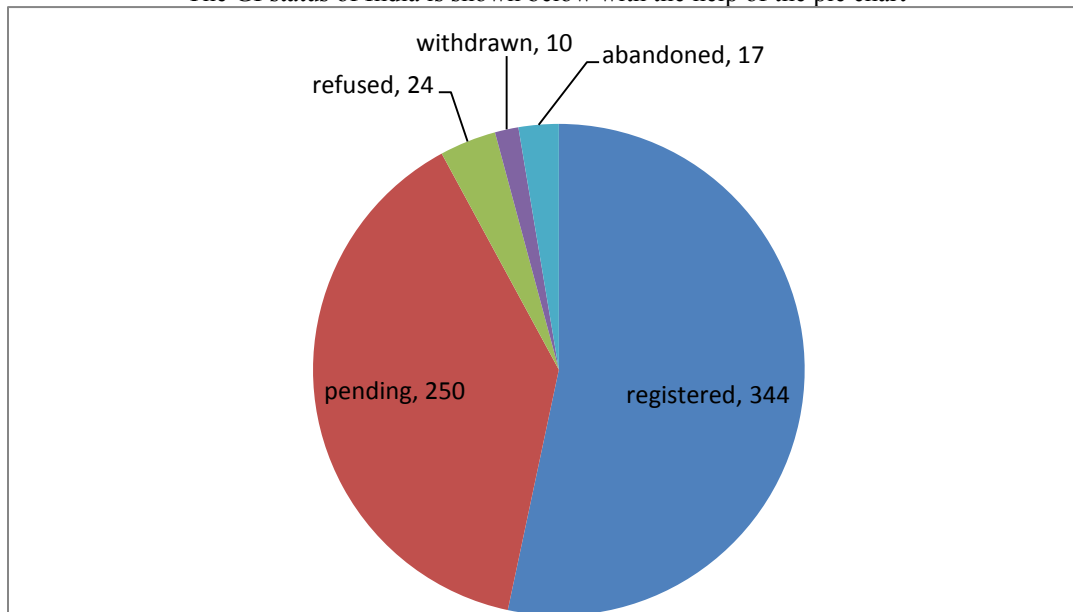


Table 1: GI Registration Process



Source: Geographical Indication Registry office

The GI status of India is shown below with the help of the pie chart



Source: GI Registry office



## 2) Economic Challenges

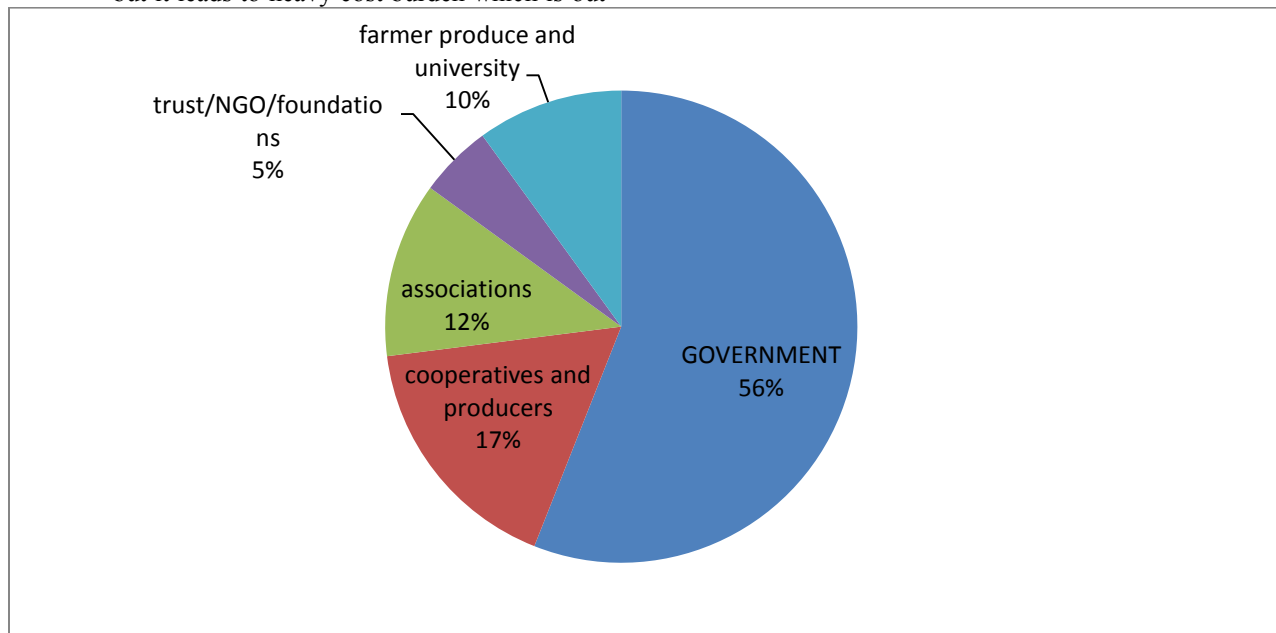
- **Marketing costs:** In order to exploit the economic opportunities arises by GI products, to a greater extent, government should use effective marketing techniques and promotional activities. It can require a lot of efforts in terms of time, patience, money, quality control and very effective planned marketing strategy so that a GI product can turn into an international GI brand and it becomes a tedious task for rural producers in India who have a very less knowledge about it.
- **Monitoring cost :** In the era of science and technology, infringement has become a very common problem not only for producers but also for consumers. In order to monitor it a very sound post GI mechanism is required but it leads to heavy cost burden which is out

of the capacity of most of the producers especially rural producers in India.

One important example to understand the complexity of monitoring task is case of Darjeeling Tea, around 9.4 million is spent by Tea Board of India in legal battle and hiring of international watch agency so that they could fight against infringement.

## 3) Social Challenges

**Lack of awareness:** Although GI Act 1999 came into force in 2003 in India but still lots of people in India are not aware of it. **How to file an application? where to file? how to monitor infringement activities** if going on? etc. are puzzling for producers especially in rural areas. It is due to lack of awareness that individual's proprietorship in total GI registration is very less and **Government** of India is having the highest percentage proprietorship



Source: compiled from GI journal and GI Registry

i.e. 56% which is more than half of the total GI registration in India. The pie chart given above shows the percentage proprietorship of different entities in total GI Registration in India.

## 4) Geographical Challenges

- **Ambiguity of exact location :** A lot of ambiguities arises related with the specific location to be considered as the origin place for the specific product and it creates a lot of problems. As in India tussle is going on for Basmati rice . Punjab , Haryana, Himachal Pradesh, UP, J&K, and Delhi region have

been considered as the Basmati rice growing regions but now Madhya Pradesh and Pakistan are also claiming for it.

- **Distance from GI office :** In India there is only one GI Registry office , that is in Chennai so it is very **inconvenient for producers** of other states which are far apart from Chennai to approach the registry office.

## 5) Technical Challenges

- **Infringement techniques:** In the era of advancement of technology lots of sophisticated tools have been developed which



can copy an item in such a way that it is impossible to differentiate between the original one and the duplicate one. This is not only a threat for the authorized producers of that product but also for the consumers because on the one hand where the authorized producer gets deprived from the benefits of producing the product while on the other hand consumers also gets cheated.

## CONCLUSION AND SUGGESTIONS

Undoubtedly a great disparity is there between states in India regarding GI registration. On the one hand there are some states like Karnataka, Kerala, Maharashtra and Tamil Nadu who are performing so well while on the other hand there are states like Jharkhand, having no GI, and Arunachal Pradesh, Goa, Mizoram, Punjab, Sikkim, Tripura having only one GI. So major steps are required to be taken in order to correct it so that potential of GI can be utilized effectively for fastening the pace of growth and development of the country and Government can play an important role in it.

- Although several efforts have been put by the State Government to grab this opportunity through merging of GI products marketing with the department of tourism. But these initiatives are limited only to areas with informed and aware civil societies, which requires further expansion.
- Government should try to make strong linkage process for promotion, branding and distribution of the product, and also should try to make its reach to foreign countries which is very much required.
- Provision of Strong punishment should be there for infringers in GI Regulation.
- Strengthening post GI mechanism so as to monitor infringement activities not only inside the country but also across the world.
- Awareness campaigns especially in rural areas.

## REFERENCES

1. Agdomar, M (2008) *Removing the Greek from Feta and Adding Corbel to Champagne: The Paradox of Geographical Indications in International Law*, retrieved from [www.lexisnexis.com](http://www.lexisnexis.com)
2. Das, K. (2010). *Prospects and challenges of geographical indications in India. The Journal of World Intellectual Property*, 13(2), 148-201.

3. Gopalakrishnan.N, Prabha S, Babu, A (2007) *Exploring the relationship between geographical indication and traditional knowledge*: retrieved from [www.ipsorline.org/ictsd/docs/gopaletal%20Gi&tk.pdf](http://www.ipsorline.org/ictsd/docs/gopaletal%20Gi&tk.pdf)
4. Gulati S. (2016). *Geographical Indications in India and the case of famous Indian weave: Banarasi Brocade. International Journal of Research Granthaalayah*, 4(12), 137-146.
5. Rangnekar.D. (2002) *the pros and cons of stronger geographical indication protection, bridges between trade and sustainable development*, retrieved from [http://www.ictsd.org/monthly/bridges/BRIDGE\\_S%206-3.pdf](http://www.ictsd.org/monthly/bridges/BRIDGE_S%206-3.pdf)
6. Rahmah, M. (2017). *The protection of agricultural products under geographical indication: An alternative tool for agricultural development in Indonesia. Manupatra Intellectual Property Report*.
7. Vats, N. K. (2016). *Geographical indication-the factors of rural development and strengthening economy. Journal of Intellectual Property Rights*, (21), 347-354.





## A STUDY ON CUSTOMERS SATISFACTION TOWARDS ONLINE BANKING TRANSACTIONAL SERVICE WITH SPECIAL REFERENCE TO COIMBATORE CITY

**Kousika.R**

Student of III B.Com (PA),  
Department of commerce with Professional  
accounting  
Dr.N.G.P. Arts and Science college  
Coimbatore.

**Mrs.Ramya,**

**M.Com.,M.B.A.,PGDRM.,PhD.**  
Professor,  
Department of commerce with Professional  
accounting  
Dr.N.G.P. Arts and Science college  
Coimbatore.

### ABSTRACT

*The banking sector has been emerging over decades as a highly vibrant and dynamic sector in Indian Economy. The technological innovation and rapid growth in information technology result in simplified financial transactions over the internet. The objective of the study is to find out the customer satisfaction related to Online banking transactional service. The study was analyzed with 120 respondents. Simple percentage analysis and Ranking analysis were the statistical tools used. The conclusion is that the online banking provides more convenience and flexibility to the customers.*

**KEYWORDS:** *Online banking, Customer, satisfaction, Transactional services*

### INTRODUCTION

Banking sector plays a very important role in Indian economy. The banking service has been growing through the information technology across the world. There are 27 scheduled public sector banks, 14 private sector banks, and few foreign banks functioning in India. Indian bank is an Indian state-owned financial services company established in 1907 and headquartered in Chennai, India. It has 20,924 employees, 2900 branches with 2861 ATMs and 1014 cash deposit machines and it is one of the top performing public sector banks in India. Online banking is safe for consumers. In addition, even if hackers are able to steal money from your account, you will likely be protected. If you safeguarded your personal information and reported the loss immediately.

### OBJECTIVE OF THE STUDY

- To identify the customers satisfaction towards online banking.

- To understand customers perception of online banking in Banks.
- To know about the factors influencing of online banking transaction.
- To see the future prospects of online banking in India.

### STATEMENT OF THE PROBLEM

There was major security issue while using the online banking application. The transactional cost is also high. The hackers use some illegal practices to decrypt the information of user to hack the account information like password, account details etc. and take amount from the users account by knowing the password or account details. The major risk faced by the customer is a security issued. The proper knowledge on use of online banking.

### SCOPE OF THE STUDY

The scope of the study also covers the key factor which up the customer to use banking services and prefer banking transactions. Banking institutions adopt



innovative customized strategies to meet customers' requirements in terms of products and services, etc. This study starts with the importance of internet in the banking industry and widens its scope by covering the benefits of online banking from the point of view of all the stakeholders. It also analyses the safety and privacy issues of online banking. The study will also extend to understand the various kinds of models propounded by several researchers.

## RESEARCH METHEDODOLOGY

### Sampling techniques

For the purpose of analysis, the data has been collected from 120 consumers from the selected sampled respondents from Indian bank in Coimbatore city. The samples have been selected on the basis of random sampling techniques.

### Sample size

The sample of 120 respondents was chosen for the study.

### Area of the study

The study is conducted with the Coimbatore city.

### Statistical tools applied

- Simple percentage analysis
- Ranking analysis

## REVIEW OF LITERATURE

C K Sunith (2019)<sup>1</sup> in the study titled "Customers satisfaction in E- Banking service" the objective of the study attempts to identify the preferred method of banking transactions among respondents and their satisfaction. The data was collected from research papers, journals etc, and primary data is from questionnaire gathered from 172 respondents on proposed variables and hypothesis test were conducted and convenience sampling methods were used. Core banking solutions enable banks of ATM service, mobile and Internet banking solutions to the customers. The needs and expectations of customer is an ever changing , their fears, resistances, and issues are not resolved as and when required and real time solutions are not offered.

Dr. Pratima Merugu, Dr. Krishna Mohan Vaddadi (2018)<sup>2</sup> in the year studied title "Customers

satisfaction towards online banking with reference to Greater Visakhapatnam city" the objective of the study is to identify the problems and factors influencing customer satisfaction and improve the usage of online banking service. A survey of questionnaire of 24 items had been adopted from data of 200 respondents were collected from customers using online banking in Visakhapatnam city and uses statistical tools such chi-square factor analysis cross tabulation and frequency table to interpret the data. The success depends on the attitude, commitment and involvement of employees at all level and their improvement and upgrading online security for the growth of online banking.

Dr. T. Santhiya Ran, A. Saravanan (2018)<sup>3</sup> in the title "A study on customer satisfaction towards net banking with special reference to general banking customer in Coimbatore city" the objective of the study to know about the factors influencing and customers satisfaction of net banking service and service provided general banking sector. Questionnaire is collected form online banking used by customers and convenient simple percentage method and customer feedback and reference samples were collected by 70 number of respondents. As per the basic assumption we consider only those customers who know how to use internet and access to internet and provide internet banking service.

Dr.R. Manohar, V. Vimalasri, M. Manikandan (2017)<sup>4</sup> in the year studied title "Customer satisfaction on internet banking services with reference to Virudhunagar district" the online banking or internet banking offered convenience of banking from anywhere, at any time. The researcher has taken 120 respondents from Aruppukottai town through random sampling technique and collected both primary as well as secondary data by using survey method and through journals, books and websites. Internet banking is an integrals part of financial system, all internet banking products and services hold strong

Technology and Engineering; volume 8; Issue 12; December 2018; PP.no.3153-3165.

<sup>3</sup> Dr. T. Santhiya Ran, A. Saravanan (2018)<sup>3</sup> "A study on customer satisfaction towards net banking with special reference to general banking customer in Coimbatore city", Journal of Emerging Technologies and Innovative Research; Volume 5; issue 11; November 2017; PP. no. 134-138.

<sup>4</sup> Dr.R.Manohar, V.Vimalasri, M.Manikandan (2017)<sup>4</sup> "Customer satisfaction on internet banking services with reference to Virudhunagar district", Glacier Journal of Scientific Research; ISSN : 2349-8498; July 2017.

<sup>1</sup> C K Sunith (2019)<sup>1</sup> in the study titled "Customers satisfaction in E- Banking service", International Journal of Business and Management Invention; Volume 8; Issue 01 ver. 2; January 2019; PP. no. 19-24

<sup>2</sup> Dr.Pratima Merugu, Dr. Krishna Mohan Vaddadi (2018)<sup>2</sup> " Customers satisfaction towards online banking with reference to Greater Visakhapatnam city", International Journal of Management,



position in terms of acceptance by the customer and there is a positive change in internet banking to customer satisfaction.

## DATA ANALYSIS AND INTERPRETATION

### SCALING ANALYSIS:

TABLE SHOWING THE LEAVEL OF SATISFACTION ON ONLINE BANKING TRANSACTIONAL SERVICE

Sl.No	FACTORS	Highly satisfied	Satisfied	Neutral	Dissatisfied	Highly dissatisfied	Mean	Rank
1	SAFETY	58(5) 290	41(4) 164	19(3) 57	2(2) 4	0(1) 0	103	1
2	EASY TO ACCESS	34(5) 170	63(4) 252	22(3) 66	1(2) 2	0(1) 0	98	2
3	PRIVACY	38(5) 190	29(4) 116	47(3) 141	5(2) 10	1(1) 1	83	9
4	SAVE TIME/ENERGY	50(5) 250	29(4) 116	27(3) 81	14(2) 28	0(1) 0	95	3
5	USER FRIENDLY	27(5) 135	54(4) 216	30(3) 90	6(2) 12	3(1) 3	91.2	7
6	ANY TIME/ANY WHERE USAGE	37(5) 185	41(4) 164	35(3) 105	7(2) 14	0(1) 0	94	4
7	REDUCED TRANSACTION COST	41(5) 205	33(4) 132	31(3) 93	15(2) 30	0(1) 0	92	5
8	FREE FROM CASH CARRY	28(5) 140	56(4) 224	26(3) 78	5(2) 15	5(1) 5	92.4	5
9	E- STATEMENT	19(5) 95	37(4) 148	48(3) 144	12(2) 24	4(1) 4	83	9
10	KNOWLEDGE ABOUT USAGE	34(5) 170	38(4) 152	33(3) 99	10(2) 20	5(1) 5	89.2	8

(Source: Primary Data)

### INTERPRETATION

From the above ranking analysis it was found that majority of the respondents prefer Safety and ranked as I, next most of the respondents prefer Easy to access and ranked as II, next most of the respondents prefer Save time/Energy ranked as III, next most of the respondents prefer Any time/Anywhere usage and

ranked IV, next most of the respondents prefer Reduced Transaction cost and Free from cash carry and ranked V, next most of the respondent prefer User Friendly and ranked VII, next most of the respondent prefer Knowledge about Usage VIII, next most the respondents prefer privacy and ranked IX. Majority of the respondents prefer safety and ranked as I.



## RANKING ANALYSIS

TABLE SHOWING RANK WHERE THE RESPONDENTS VIEW THE ODD PRICING REGULARLY

S.NO	FACTORS	1	2	3	4	5	6	7	8	TOTAL	RANK
1	EASY & CONVENIENT TO USE	15(8) 120	29(7) 203	18(6) 108	9(5) 45	14(4) 56	4(3) 12	12(2) 24	19(1) 19	587	3
2	COST REDUCTION	21(8) 168	24(7) 168	14(6) 84	10(5) 50	8(4) 32	20(3) 60	15(2) 30	8(1) 8	600	1
3	UPDATE INFORMATION	29(8) 232	11(7) 77	16(6) 96	3(5) 15	13(4) 52	20(3) 60	15(2) 30	13(1) 13	575	4
4	SECURITY PROVIDE	19(8) 152	17(7) 119	15(6) 90	21(5) 105	11(4) 44	18(3) 54	13(2) 26	6(1) 6	596	2
5	SERVICE DELIVERY	7(8) 56	19(7) 133	11(6) 66	15(5) 75	9(4) 36	17(3) 51	28(2) 56	14(1) 14	487	7
6	EFFICIENCY OF BANK OF STAFF	10(8) 80	14(7) 98	17(6) 102	18(5) 90	15(4) 60	13(3) 39	14(2) 28	19(1) 19	516	6
7	ONLINE ENQUIRIES	10(8) 80	9(7) 63	11(6) 66	11(5) 55	21(4) 84	20(3) 60	20(2) 40	18(1) 18	466	8
8	RESPONSIVENES OF BANK	13(8) 104	18(7) 126	20(6) 120	9(5) 45	13(4) 52	19(3) 57	10(2) 20	18(1) 18	542	5

(Source: Primary Data)

### INTERPRETATION

From the about ranking analysis ,it was found that majority of the respondents prefer Cost reduction and ranked as I, next most of the respondents prefer Security delivery and ranked as II, next most of the respondents prefer Easy & convenient to use and ranked as III, next most of the respondents prefer Update information and ranked as IV, next most of the respondents prefer Responsiveness of bank and ranked as V, next most of the respondents prefer Efficiency of bank of staff and ranked as VI, next most of the respondents prefer Service delivery and ranked as VII, next most of the respondents prefer Online enquiries and ranked as VIII.Majority of the respondents prefer Cost of reduction and ranked as I.

### FINDINGS

#### Findings of scaling analysis:

Level of satisfaction on online transactional service:

- Respondents prefer Safety and ranked as I.
- Respondents prefer Easy to access and ranked as II.

- Respondents prefer Save time/Energy ranked as III.
- Respondents prefer Any time/Anywhere usage and ranked IV.
- Respondents prefer Reduced Transaction cost and Free from cash carry and ranked V.
- Respondent prefer User Friendly and ranked VII.
- Respondent prefer Knowledge about Usage VIII.
- Respondents prefer privacy and ranked IX.
- Majority of the respondents prefer safety and ranked as I.

#### Findings of ranking analysis:

#### Perception on online transactional service:

- Respondents prefer Cost reduction and ranked as I.
- Respondents prefer Security delivery and ranked as II.
- Respondents prefer Easy & convenient to use and ranked as III.
- Respondents prefer Update information and ranked as IV.



- Respondents prefer Responsiveness of bank and ranked as V.
- Respondents prefer Efficiency of bank of staff and ranked as VI.
- Respondents prefer Service delivery and ranked as VII.
- Respondents prefer Online enquiries and ranked as VIII.
- Majority of the respondents prefer Cost of reduction and ranked as I.

in Coimbatore city”, *Journal of Emerging Technologies and Innovative Research*; Volume 5; issue 11; November 2017; PP. no. 134-138.

4. **Dr.R.Manohar, V.Vimalasri, M.Manikandan** (2017)<sup>1</sup> “Customer satisfaction on internet banking services with reference to Virudhunagar district”, *Glacier Journal of Scientific Research*; ISSN : 2349-8498; July 2017.

## SUGGESTION

- Some of the suggestion are improving the safety of online banking transaction may increase the customer transaction on online.
- Many uses online banking transaction for the better services provided by them.
- Online transaction may be made simple.

## CONCLUSION

Indian bank is providing very good services and they are maintaining a good relationship with the customer, they are also providing modern banking facilities and helps the customer to make easy transaction. With the wide spread use of information technology, the nature of banking industry has been changed. In this study we came to know that Indian bank is providing good online services to its customer. Many people are interested to use online banking transactional service that is provided by Indian bank. There are cases of customer who has the issues on some online banking transaction services provided by Indian bank. The bank should concern about the requirement of knowledge and awareness. This study concludes that usage online banking transaction service and their satisfaction must be improved. The success of online banking transaction service not only depends on the technology but also the attitude, commitment etc.,

## REFERENCE

1. **C K Sunith** (2019)<sup>1</sup> in the study titled “Customers satisfaction in E- Banking service”, *International Journal of Business and Management Invention*; Volume 8; Issue 01 ver. 2; January 2019; PP. no. 19-24
2. **Pratima Merugu, Dr. Krishna Mohan Vaddadi** (2018)<sup>1</sup> “ Customers satisfaction towards online banking with reference to Greater Visakhapatnam city”, *International Journal of Management, Technology and Engineering*; volume 8; Issue 12; December 2018; PP.no.3153-3165.
3. **Dr. T. Santhiya Ran, A. Saravanan** (2018)<sup>1</sup> “A study on customer satisfaction towards net banking with special reference to general banking customer





# THE ROLE OF HR AUDITING IN INCREASING THE LEVEL AND POTENTIAL OF HUMAN RESOURCES MANAGEMENT

**Shukhrat Sattarov**

An Independent Researcher on HRM

Article DOI: <https://doi.org/10.36713/epra4277>

## DISCUSSION

In the recent years, the world has undergone many positive changes and reforms in the field of human resource management and development. There is a growing tendency for organizations to view their employees as a revenue-generating resource. In this regard, changes are taking place in the world, especially in our country, and new terms are being used in the lexicon. Transitioning to a new stage of activity, open, transparent mechanisms of recruitment and hiring are being implemented.

All this requires deep knowledge, skills and openness to innovations from the head of the organization and from those who are responsible for direct human resource management structures in the organization. On working with the employees, it is needed to be more proactive, limitation of the paperwork is thought to be significant, and spending more time on building the staff capacity plays an important role in this regard.

As in each direction, periodic monitoring is carried out to ensure that the activities of the organization's personnel structure meet applicable law, not deviating from the overall strategy of the organization.

In foreign countries, new mechanisms are widely used today to constantly monitor the correctness of the documents related to the personal portraits of employees. One such service is HR auditing activity.

An audit of human resources is a comprehensive analysis of personnel documents and verification of their compliance with the terms of legislation and regulations. As foreign practice shows, it is mainly used in private organizations. Applying audit services in the fields of finance and economics is a very simple method. In this case, the numbers "speak". However, since this method is

relatively new in the field of personnel management, it has not yet been used by many organizations.

In organizations, personnel-related documents are significant. The human resources department, in close collaboration with each structural unit of the organization, more precisely, plays a driving role in bringing the organization together. Therefore, the documents related to the activities of the department should be constantly monitored and strictly checked for compliance with the terms of the legislation.

HR auditing is still understood by some organizations as an old-fashioned way of just checking documents. Below we look at the five-step process of how an HR audit differs from a simple document review. They include preparation for the event, data collection, analysis, formulation of conclusions and recommendations, and handing over the report to the manager. These processes are discussed below.

Before the auditing, the purpose of the audit and its impact on the activities of the audited entity is determined. A working group is formed and each member has a separate responsibility. At the same time, the things of inspection, which are considered to be key aspects of it, such as questionnaires for interviewing the employees, and cases are prepared. Common methods of gathering information are used in inspections. These are: analysis of total internal documents related to HR processes; defined and specialty interviews; quantitative and analytical data; modeling; monitoring of the internal healthy environment in the organization and the solidarity of employees in the implementation of the overall strategy of the organization (both of which are important indicators in the initial assessment of the organization). Organizational leaders spend most of their time signing documents, and also viewing them. In most cases, employee efficiency is just skipped.



Those who come to work only for their time, who are productive during their work, and those who leave for work, have the same salary and attitude. The situation is not properly assessed by the manager. He/she gives an assessment based on the documents in his/her hand and concludes that the business is well organized. All this has a negative impact on the future activities of the organization. It is no coincidence that the word “audit” comes from the Latin word “audire” - “to hear”, consequently, in the HR audit system, the priority is given to interviews with employees. While carrying out the interview, a talk is led with the employee to know his / her opinion about the organization and the manager he / she works for. This method allows you to answer questions about whether the personnel management process is actually working or just recorded on paper<sup>1</sup>.

Thus, the personnel audit is a professional activity engaged in a comprehensive examination of the documents related to the activities of the organization in accordance with the terms of labor legislation and office work.

The employees of organizations need auditing in the following cases:

- In the event of a change in the employee’s position responsible for human resources (dismissal or transfer to another position, another department, branch);
- before the scheduled inspection which is carried out by a competent authority;
- In cases where the dismissed employee is dissatisfied with the organization and appeals to higher organizations (giving arguments such as untimely payment of the salary and bonuses, and the dismissal at the initiative of the employer);
- changes in the management of the organization
- when there is a need to harmonize the documents related to the work with employees in accordance with the current legislation (when a new regulatory document in the field is adopted).

The personnel audit assesses the following:

- completeness of personnel documents;
- system of registration and storage of documents;
- compliance with the local regulations;
- employment contracts, additional (agreement) contracts;

- procedure for keeping employment records (internship).

What does an HR audit give an organization:

Obtain complete information on the personnel management system;

- ✓ Ability to correct all existing violations, to prepare without spending extra time to look for shortcomings in future inspections (by the competent authorities);
- ✓ Objective assessment of the actual state of affairs in the field of HRM, as well as an overall assessment of the activities of the human resources department and the staff of the organization;
- ✓ Minimization of the risks in the field of labor relations, strengthening the discipline;
- ✓ Opportunity for the employer to provide regular information about the value of the work of employees in the organization, the protection of their rights in accordance with the law.

Today, HR auditing is rapidly entering the field of human resources, and the level of its significance is determined primarily by the direction of the performance of the organization. Any organization that has developed a long-term strategy for future development, or aims to achieve efficiency in the performance of public functions, will definitely need the services of audit of human resource development and management activities. Public service organizations will be able to use this service within the allowable costs based on budget parameters, and the private sector will be able to use this service within the development costs. Of course, it would be expedient to establish this activity in accordance with the national legislation by creating a new structure within the agency responsible for the implementation of a unified state policy in the field of personnel management and human resource development in government agencies and organizations in the country.

Usually, when we invest in a business, we expect a quick result and profit. However, the operation of an HR auditing system takes some time. After all, the result will be better than you expected. The manager does not always have the ability to constantly monitor the activities of the lower divisions of the organization. He/she evaluates the employees only on the basis of documents presented by the structural managers. In practice, it turns out that not all problems and issues in the organization reach the leader. The data is being “filtered”. In this regard, the HR audit service is very helpful to the head of the organization. The obtained results give a clear idea of the bottom of the iceberg.

<sup>1</sup> Innovational economy: the Perspectives in the Development and Enhancement, #7 (41), 2019  
HR auditing as one of the methods of restructuring the company. The author: Lavrentyeva Larisa Viktorovna, professor and associate professor



# THE ROLE OF METHODS IN TEACHING FOREIGN LANGUAGES

**Murodullayeva Zebiniso Odil qizi**

An English Teacher of Navoi State Pedagogical Institute  
Uzbekistan

---

## ABSTRACT

*This article is devoted how to organize lessons and what kind of methods are used during teaching process. We try to investigate more suitable methods for teaching.*

**KEYWORDS:** *Method, intensive teaching, suggestopedia, total physical response, comparative method, structural approach.*

---

## DISCUSSION

At the moment much work is being done to find new methods for teaching foreign languages and to test them in practice. As we know, the main focus in teaching foreign languages is to improve their speech. We should mention about what method is. Didactics interpret the term method in the sense of teacher's and students way of knowing, acquiring skills, forming a worldview in teachers and creating opportunities for learning. Methods of teaching a foreign language have been developed in the methodology, taking into account the characteristics of the subject. The introduction of methods in foreign language teaching dates back a long time. In the methodology of teaching a foreign language the term method has three meanings:

-the developing history of methodology-the method of translation, the correct method, the comparative method, the mixed method;

-teaching system;

-teacher and students interactive method of work acquaintance exercises and methods of application. At present time intensive teaching is widely-used among teachers. So a lot of researches have been done and are being done in our country and abroad to intensify the teaching of foreign languages. Nowadays intensive teaching is the most important method. Intensive teaching is the process of teaching students to perform speaking activity in a foreign language in a short period time. This is mainly done based on the students internal psychological capabilities and memory reserves. The following two characteristic features of intensive method teaching can be demonstrated:

-to study a certain amount of educational material in a short period of time and carry out speech activity in a corresponding foreign language;

-maximizing the use of all the resources of a person's memory and increasing the activity of students.

E.I. Passov, one of the well-known methodist scholars, says that the communicative approach used in modern foreign language teaching is a form of rapid learning based on speech situations.[1] If we look at the history of this method that intensive method first began to take shape in the early 20<sup>th</sup> century on the basis of the correct method. Professor E.I. Gez said that the right method created a favorable opportunity and basis for intensive foreign language teaching.[2]

Following methods are widely-applied during teaching process:[3]

*Translation method*-the philosophy behind this method is that the foreign language can be taught or learn through translation. Here each phrase or sentence of English is taught by translating it into mother tongue. The Grammar-translation method instructs students in grammar and provides vocabulary with direct translations to memorize.

*Mixed method*-the term mixed methods refers to an emergent methodology of research that advances the systematic integration or mixing of quantitative and qualitative data within a single investigation or sustained program of inquiry. Collecting and analyzing both quantitative (close-ended) and qualitative(open-ended).

*Comparative method*-is a technique for studying the development of languages by performing a feature-by-feature comparison of two or more languages with common descent from a shared ancestor. The



comparative method may be contrasted with the method of internal reconstruction in which the internal development of a single language is inferred by the analysis of features within that language.

*The Audio Lingual method*-otherwise known as the New Key Method or Army method is based on a behaviourist theory that things are able to be learned by constant reinforcement.

*The structural Approach*- as the name suggests, the method is all about structure. The idea is that any language is made up of complex grammar rules. These rules, according to this approach need to be learnt in a specific order, for example the logical thing would be to teach the verb “to be” prior to teaching the present continuous which requires using the auxiliary form of the verb ‘to be’.

*Suggestopedia*-this is a behaviourist theory and related to pseudoscience . This method relies on student’s belief about the methods effectiveness. This theory is intended to offer learners various choices, which in turn helps them become more responsible for their learning.

*Total physical response*-total physical response is known as TPR is an approach that follows the idea of “learning by doing”. Beginners will learn English through a series of repetitive actions such as “Stand up”, “Open your book”, “Close the door” and “Walk to the window and open it” . With TPR, the most important skill is aural comprehension and everything else will follow naturally later.

*Communicative Language Teaching (CLT)*-the idea behind this approach is to help learners communicate more effectively and correctly in realistic situations that they may find themselves in. This type of teaching involves focusing on important functions like suggesting , thanking, inviting, complaining and asking for directions to name but a few.

In conclusion, I’m going to say that the methods of teaching should be according to the needs and interests of learners. It should provide a group of related experiences and activities, arranged on an individual as well as group basis.

## REFERENCES

1. Passov E.I. “Условно-речевые упражнения”.1893
2. Китайгородская ГА “Методика интенсивного обучения иностранным языкам”. 1967.
3. Jalolov J. “Methods of English teaching”. 1997



## BOYCOTT CHINA? TIME FOR REALITY CHECK AND NO BLABLA

**Dr.Satabdi Roy Choudhury**  
Freelance Writer

**Dr.Nilotpal Saha**  
Assistant Professor  
Commerce College Kokrajhar,  
Assam

Article DOI: <https://doi.org/10.36713/epra5295>

### BACKGROUND OF THE STUDY

Rise of the deadly Corona virus within the Wuhan, China, India-China Galwan Valley Clashes and China's claim over Galwan area, Separatists Movement by Taiwan and Hong Kong (semi-independent island and city located in South China respectively), Issues on Human Rights, Yulin Dog Meat Festival, which spans about 10 days and where thousands of dogs are consumed etc., all these recent events leads to intense conflict and escalating tension between world and China. But the above discussed events are a one side of a big problem, as many countries across the globe are joining hands against China. Today world is demanding and in fact pushing China to provide the reason behind the origin of corona virus outbreak. The countries like Australia and New Zealand, demanded an investigation and this demand is backed by European Union's Foreign Policy Chief Josep Borrell, who also demanded an independent and scientific explanation against these outbreak of Pandemic. On the other hand countries as Canada, Japan, France, Germany, United Kingdom, New Zealand, Australia and even Nicaragua have pledged and supported to Taiwan's membership in the World Health Organisation (WHO). On this, China threatened these countries for such support, as China considers Taiwan to be one of its provinces. Furthermore, these countries are also abusing China for violating human rights, as United States Senate has approved a bill to sanction China over repression of Uighur Muslims in the Country (Sharma. P, 2020). Therefore, these incidence lead to other countries distance itself from China. The countries as European Union, Australia and even India have tightened their foreign policies and investment rules to prevent local business take over. On top of everything the countries are now following a new trend that is demanding a ban over Chinese products and technologies. Among the products Huawei Company is the most common target. United States has already

extended ban on this company for a year, whereas, Japan has set up a 2.2 billion dollar fund to assist their own companies to relocate the production hub anywhere other than China.

Now, at this juncture there is a actual push by politicians right now to boycott made in China goods (Kumar.T, 2016). In India, during second phase of lockdown, Prime Minister Narendra Modi, while addressing Nation, clearly gave a message regarding Make in India products. He said the coming of noble corona virus has taught us how local made products was only help available within the country as due to lockdown all foreign exports and imports are stopped. He further, added, the local products are not only our needs, it our responsibility also to promote. In short we have to be "Vocal for the Local" and this have to pave the path of Aatmanirbhar Bharat that is Self-Reliant India.

Here, we have to realise that though a new form of Swadeshi Movement is taking shape, but let's take a step back and sit back down to understand the actual reality of the market scenario of world and especially in India. China is India's largest trading partner but not vice-versa. Only 2 to 3 per cent of Chinese exports are from India. So, India's boycott won't dent Chinese economy (Mundra.S, 2016). From electronics to children toys to medicinal raw material, we depend heavily on Chinese Commodities.

### Purpose of the Study

Boycott of specific consumer products is a worldwide and historic phenomenon. In order to encourage local companies and to motivate the investors to dedicate their investments for the good of nation, host countries began to go for boycott foreign products. In India such decision of boycott was also present during pre- independence era, as the history reveals at 1905 after the Bengal partition boycott movement was launched along with Swadeshi movement to encourage Khadi industry against





British made goods. At present scenario 2020, we Indians are witnessing similar situation evolving against China.

The present study examines the impact of Chinese marketing strategy and trade relations within the world and Indian economy. The paper also depicts the picture of the extent of Chinese commodities and investment within the market and how China became the Asia's one of the largest economy. The Paper tries to analyse the actual circumstances of the market and subsequent ban over Chinese commodities. In other words, author tries to draw our focus on the existing reality of the world's and Indian economic situation, countries interdependence over trade relations and also raises question for too much heightened support of nationalism over social media etc. Ultimately the paper provides comprehensive framework covering all the possibilities regarding how crossing all odds, Indian economy can become independent only by self believe, self-help and self-production.

## INTRODUCTION

### 1.1 Chinese Marketing Strategy and Its Trade Relation with the World and Indian Economy:

With the world's most populous country and Asia's one of the largest economy, China has established itself as the global economic power house within a few decades. Chinese industrial revolution, which started 35 years ago, was the most important phenomenon. Today, China is igniting new growth across Asia, Latin America, Africa and even the industrial west due to its capacity of raw material, energy, trade and capital flow (Wen.Y, 2016). Chinese economy thrives as a manufacturing hub and nations product seems to be everywhere, majority of tags, labels and stickers on a variety of goods proclaim that they are "Made in China", that's why it is quite understandable as we often wonder why everything is made in China? From such question a view point also arises, that most of the products in the market are made in China, it may be due to abundance of cheap labour that brings down the production cost. But there are much more added points, such as a strong business eco-system, lack of regulatory compliances, low taxes and duties and competitive currency practices (Bajpai.P, 2020). These business points or in other words business network developed in China only in 20 years and transformed into organic growth to rapid expansion through investment, acquisition, entrepreneurship and incubation of new ventures, continuous innovation and internationalisations (Greeven.M.J & Wei.W, 2017).

China has discovered one secret recipe which fundamentally differs from many western working policies which has paved its way for such amazing growth. The channel- straddling is one such strategy

where, different gigantic brands like Baidu, Alibaba and Tencent (in short BAT) followed by Xiaomi and LeEco (XL) which operating in the world market, belongs to same business network. Such marketing strategy becomes a world of closed loop and the vast ecosystem of BAT and XL allows an integrated view of customers within the market. By using such integrated view the marketers latter creates programming sites for shopping, gaming, news, reading etc., creating more contextual relevant engagement. In other words the Chinese marketing approach starts with thinking about content, information and knowledge that could be engaging and shared which is very different from other countries marketing approach which is basically based upon advertising and price promotion (Kangwon National University, 2016-2017). Moreover, Chinese companies don't waste time on research and innovation; rather they simply copy the technology from advance countries and starts producing their own goods. Such approach saves the costs for research and development (R&D).

Today, Chinese rapid growth has puzzled many people, including economist, on how China became leading, creating and disrupting markets for corporate executives and professionals in global business. As Chinese economy grows fast China has also developed many trading partners in the world. Over the past several decades, Chinese trade has expanded at a breakneck pace. In 1995, the value of China's imports and exports of goods totalled \$280.9 billion or 3 % of global trade. By 2018, its total trade in goods had jumped to \$4.6 trillion or 12.4 % of global trade. The US is the world's second-largest trader at 11.5 % of total trade, followed by Germany at 7.7 %. The value of China's exports in goods annually surpasses the amount it imports from the rest of the world. In 2018, China exported \$2.49 trillion in goods while it imported \$2.13 trillion. The majority of China's surplus comes from trade with the US and Hong Kong. Despite significant trade tensions between Beijing and Washington, China's trade with the US expanded in 2018 compared to 2017, and its exports to the US reached record levels. China exported \$480 billion worth of goods to the US in 2018 (19 % of all its exports), but only imported \$156 billion (7.3 % of all its imports). In the case of Hong Kong, China exported \$303 billion in 2017 (12.2 % of total exports) and imported just \$9 billion, that is 0.4 % of total imports (CSIS, 17<sup>th</sup> March, 2020).

If we shift our focus upon the India- China Trade relation, the rapid expansion of India-China bilateral trade since the beginning propelled China to emerge as our largest goods trading partner by 2008, a position which China continues to hold today. Since the beginning of the previous decades, bilateral trade between the two countries recorded exponential



growth. In 2011, bilateral trade reached US\$ 73.9 billion, before dipping to US\$ 66 billion in 2012 and rebounding to US\$ 71.65 in 2015. For last three years, the bilateral trade has registered robust two-digit growth. For the year 2018, bilateral trade increased by 13.34 % year-on-year to reach US\$ 95.7 billion, with India's exports rebounding to US\$ 18.83 billion registering positive growth of 15.21 % year-on-year after 3 years' continuous decline and growth

of 39.11% in 2017. In 2018 India's imports from China grew by 12.89% to US\$ 76.87 billion while the trade deficit widened to \$ 58.04 billion (Embassy of India, Beijing, China, 2019). Below the table-1, lists the imports and exports of goods between India and China.

**Table: 1: Bilateral Trade between India and China**

India Imports from China	China Imports from India
Electric Machinery, Sound Equipment, Television Equipment and parts thereof; Nuclear Reactors, Boilers, Machinery and Mechanical Appliances and Parts; Organic Chemicals; Plastics and articles thereof; Articles of Iron and Steel	Organic Chemicals; Ores, Slag and Ash; Natural Pearls, Precious stones and Precious metals; Cotton, Including Yarns and Woven Fabrics thereof; Fish and Crustaceans, Molluscs and Other Aquatic Invertebrates

(Source: Embassy of India, Beijing, China, 2019)

From the above table it can be said that, the booming bilateral trade has come to be the strongest pillar of China-India rapprochement. This has not only since overtaken the pace of political confidence-building but also has a substantial impact on the mutual perceptions of both the countries. The border trade has especially brought about a noticeable transformation within the remote and problematic border regions. This has contributed to overall tranquillity and peace in the area and has as well facilitated progress in border negotiations. This boom in trade has also introduced new trends. The two countries are no longer only recipients on foreign direct investment but have entered into a new phase of being investors, both mutually as in other regions. There for, China and India today represent Asia's two largest and most dynamic societies which are emerging as new trend setters in international relations. Especially, with their annual GDP growth rates standing respectively at 9.1% and 8.5% for 2003 and at 9.5% and 6.9% for 2004, China and India have since come to be recognised as the fastest growing economies. According to World Bank estimates, and assessed on the basis of purchasing power parity, China and India have already become respectively the second and fourth largest economies of the world surpassing developed countries (Singh.S, 25th June, 2018).

Recently, with the outbreak of the Corona Virus, the trade between China and India fell 12.4 per cent year-on-year to USD 12 billion in the first two months of the year 2020. The lockdowns in both the countries due to Covid-19 is expected to badly

affect the bilateral trade which declined by three billion dollar last year to USD 92.68 billion from USD 95.7 billion in 2018 (The Economic Times, 3<sup>rd</sup> April, 2020).

### 1.2 Presence of Chinese Commodities within the World and Indian Market

China's mind-blowing growth in the last three decades has surprised the world. By making massive trade and investment deals with Latin America and Africa it has established its presence, as a super power along with European Union and United States. China's rise is always backed by its huge production houses within its country. China manufactures world's 80 % of Air Conditioner, 70 % Mobile Phones, 60 % Shoes, 74 % Solar Cells, 60 % Cement, 45 % Ships and 50 % Steel (Bada Business, 10<sup>th</sup> August, 2019). One of the major drivers of such huge production by China is the massive network of factories that churned out everything for consumers all over the world. China's entry into the World Trade Organization in 2001 helped it cement its status as the world's factory and largest trader. In the McKinsey report which analysed 186 countries, China was found to be the largest export destination for 33 nations and the largest source of imports for 65 (Lee.Y.N, 23<sup>rd</sup> Sept, 2019). Today, Chinese exports totalled \$2.06 trillion in 2016, a dip of 13% from 2015's \$2.37 trillion. Therefore, China's export commodities can be listed as-



**Table: 2: List of Chinese Products Exported within the World**

<ul style="list-style-type: none"> <li>• Machines (43%):- Computers (6.6%), Broadcasting equipment (5.6%), Telephones (4.1%)</li> <li>• Textiles (12%) - Women’s sweaters, suits, etc.</li> <li>• Metals (7.3%) - Steel bars, iron structures, etc.</li> <li>• Optical, Technical and Medical apparatus (2.9%)</li> </ul>	<ul style="list-style-type: none"> <li>• Chemical products (4.6%) - Pesticides, fertilizers, antibiotics, etc.</li> <li>• Transportation (4.5%) - Vehicle parts, passengers and cargo ships, motorcycles, etc.</li> <li>• Plastics and rubbers (3.9%)-Rubber tires, plastic house wares, etc.</li> <li>• Toys and Games (2.5%)</li> <li>• Processed Petroleum Oils</li> </ul>
---	---

(Source: iContainers, 2020)

Around one of the five Chinese exports ends up in the United States (19%), Hong Kong (14%), Japan (6.3%), South Korea (4.6%) and Germany (3.2%), Vietnam (3.9%), India (3.0%), Netherlands (3%), United Kingdom (2.5%), Taiwan (2.2%), Singapore (also 2.2%) and Malaysia (2.1%).. Overall, China’s top 10 exports make up more than two-thirds of the overall value of its global shipments. Total Chinese exports make up 7.46% of the total world exports - an indication of the export dominance of the Asian giants(iContainers, 2020). Apart from the above products mentioned, China also has its

dominance for the various services to the clients around the globe. During 2017, dollar amount is 4.3% of the global total for services, and represents about one-tenth (10.1%) of the \$2.263 trillion in exported products China shipped over the same timeframe.China’s exported services increased in value by 10.8% since 2013 and appreciated 8.9% from 2016 to 2017. Below are services exported by China in 2017 listed by category, considered commercial services and are worth 99.3% of all exported services from China.

**Table : 3: List of Chinese Services Exported within the World**

<ul style="list-style-type: none"> <li>• Miscellaneous business services: US\$61.5 billion (27% of China’s total)</li> <li>• Travel: \$38.8 billion (17%)</li> <li>• Transport: \$37.1 billion (16.3%)</li> <li>• Telecom/computer/information services: \$27.8 billion (12.2%)</li> <li>• Insurance/pension services: \$4 billion (1.8%)</li> <li>• Financial services: \$3.7 billion (1.6%)</li> </ul>	<ul style="list-style-type: none"> <li>• Construction: \$23.9 billion (10.5%)</li> <li>• Manufacturing services on other’s inputs: \$18.1 billion (7.9%)</li> <li>• Maintenance/repair services: \$5.9 billion (2.6%)</li> <li>• Intellectual property use: \$4.8 billion (2.1%)</li> <li>• Government goods, services: \$1.7 billion (0.7%)</li> <li>• Personal, cultural, recreational services: \$759.3 million (0.3%)</li> </ul>
--	--

(Source: Workman.D, 19<sup>th</sup> February, 2019)

From the above description regarding presence of Chinese Commodities and Services within the world market, it can be concluded that, China has the capacity to form stronger relation and become a global leader in terms of production and distribution. In this tone if we focus upon the extent

of Chinese products and services existing within the Indian market, we find that the import from China has significantly impacted our Indian manufacturing firms. While evaluating the various raw materials imported from China it is found that India imports include:-

**Table: 4: List of Raw Materials India Purchases from China**

<ul style="list-style-type: none"> <li>• Wrist watches</li> <li>• Wall Clocks</li> <li>• Ampoules</li> <li>• Glass rods and Tubes</li> <li>• Hair cream</li> <li>• Hair Shampoos</li> <li>• Face Powder</li> <li>• Critical Pharma Ingredients</li> <li>• Furniture</li> </ul>	<ul style="list-style-type: none"> <li>• Eye and Lip Makeup preparation</li> <li>• Printing Ink</li> <li>• Paints and Varnishes</li> <li>• Tobacco Items</li> <li>• Cell Phones</li> <li>• Telecom</li> <li>• Plastic Toys</li> <li>• Mattresses</li> <li>• Electric Machinery</li> </ul>
--	---



<ul style="list-style-type: none"> <li>• Electronic Equipments</li> <li>• Chemicals</li> </ul>	<ul style="list-style-type: none"> <li>• Mineral Fuels</li> <li>• Iron and Steel</li> </ul>
<b>List of Popular Chinese Apps used in India during the year 2019- 2020</b> <ul style="list-style-type: none"> <li>• Tiktok (A short video sharing platform up to 1min)</li> <li>• PUBG (A popular battle royal mobile game)</li> <li>• UC Browser (A mobile browser, owned by Alibaba)</li> <li>• Helo (Social networking platform, developed by ByteDanvce)</li> <li>• ShareIt (A popular file sharing app)</li> <li>• V Mate (Video sharing app like tiktok)</li> <li>• Xender (File sharing app which connect two smart phones)</li> <li>• Cam Scanner (Popular scanning app)</li> <li>• Beauty Plus (Photo editor and selfie filter app)</li> <li>• U videos (video status platform that allows users to download various)</li> </ul>	

(Source: Times of India, June 22, 2020& Jain. R, 8 June, 2020)

Thus, our country relies heavily on imports and according to Trading Economics, in 2015-16 exports increased 11.5% amounting to USD 160.68 billion, beating market expectations of a 2.5% rise. There has been a commendable growth in trade and commerce partnership between the two countries. India receives 3% of the total exports by Chinese. As per the report by FICCI, the Chinese have invested in the following Indian sectors:-Automobile Industry (40%), Metallurgical Industry (17%), Power (7%), Construction (5%), Services (4%). In late 2000s, 32 Chinese companies came together to form Chamber of Chinese Enterprises in India (CCEI). Companies make this move when they see a significant and potential market for trade. Another major organization which fosters relations between the two countries is the India - China Chamber of Commerce and Industry (ICCCI). Due to the consistent growth in Indo-China business, there has been a constant demand for Chinese - English Translation Services and Chinese Interpreters, as officials from both countries travel to and fro for various meetings, trainings, and other such business trips (CMM Language, 2020).

### **Demand for the Ban on Chinese Products within the World and How Realistic is India's Boycott Campaign?**

China is the largest country in terms of population and third largest in terms of territory sharing long border with many other countries. Border conflicts are very common and occurred many times as the history says as many of the ancient Chinese emperors tried to expand their empires through war. There are many on-going conflicts on national interests and policies between China and other nations. Other than such national conflicts, issues regarding Chinese low quality products and tailored market goods, leads to dissent against Chinese products and services within the world. Such dissent calls for the

boycotting of China made goods. Many countries calls for boycott of China made goods by using the Covid-19 pandemic as a part of campaign against China. For example-

- (a) Australia companies stopped importing cotton sourced from the Chinese province of Xinjiang after reports of human rights abuse in forced labour camps came to light and on the contrary wanted to support local business (Karp.P, 7<sup>th</sup> May, 2020).
- (b) United States, President Donald Trump, signed the National Defence Authorization Act for Fiscal Year 2019 into law, containing a provision that banned Huawei and ZTE equipment from being used by the U.S. federal government, citing security concerns (Nakashima. E, 11<sup>th</sup> April, 2020)
- (c) At United Kingdom, a group of lawyers and activists submitted a 60-page document urging the UK government to ban the import of all cotton from Xinjiang over concerns of "forced labour regime" in the province. A survey conducted in June 2020 revealed that 49% of British citizens would boycott "at least some Chinese products", while two-thirds voted in favour of increasing tariffs on Chinese imports (Withnall.A, 23<sup>rd</sup> April, 2020).
- (d) Vietnam also boycott China movement triggered due to the disputed areas near the South China Sea. Dispute arises due to the case of case of the HaiyangShiyou 981 standoff, that is Chinese state-owned China National Offshore Oil Corporation moving its *Hai Yang Shi You 981* (known in Vietnam as "Hải Dương - 981") oil platform to waters near the disputed Paracel Islands in South China Sea, and the resulting Vietnamese efforts to prevent the platform from establishing a fixed position leads to violent clash between





China and Vietnam army (Nguyen. T, 16<sup>th</sup> October, 2014).

- (e) Philippines also joined the group regarding boycott of Chinese product. Albay Gov. Joey Salceda, a Filipino politician supported boycott of Chinese product over the disputed issue of Spratly Island, where China installed some military structures on more reefs in the vicinity of the Philippines occupied islands and this led to escalating tensions between these countries and China over the status and "ownership" of reefs (Asia News Network, 13<sup>th</sup> June, 2011)
- (f) Tibet Government had also called for boycott Chinese products, under the leadership of Civil Right Activist, Thupten Norbu. According to him he is confident that the campaign to boycott Made-in-China products will gain the support of freedom loving people around the world, and will eventually succeed in forcing China to respect the rights of its own people and acknowledge Tibetan independence (Student for Free Tibet Canada, 31<sup>st</sup> July, 2013).
- (g) In India, the slogan 'Boycott China' is not just a slogan anymore; it became the emotion running across the length and breadth of India. Engineer who turned education reformer and became more focused after the movie '3 Idiots', Sonam Wangchuk has said that if China has to be dealt with, then India needs to attack its economy. He too added further that while the Chinese in border areas can be handled by the Army, the Chinese invasion in Indian market can be dealt only with the cooperation of general public (Wangchuk. S, 6<sup>th</sup> June, 2020). Similarly, Rashtriya Swayam Sevak Sangh Sarsangchala (Chief), Mohan Bhagwat stated that "we speak about self-dependence and standing up against China. The new government seems to be standing up to it. But where will the government draw strength from if we don't stop buying things from China" (India Today, 3<sup>rd</sup> October, 2014).

Amidst of such national sentiment calls across India, if we take a time please for a while and evaluate on how realistic for Indian economy to completely withdraw Chinese products. Here is a look at decade long India-China relation and what is at stake for Indians economically in relation to boycott camping.

- (i) **Hindi-Chini Bhai-Bhai:** During 1950's leaders of older generation of two countries

made the historical decision to establish diplomatic relation and jointly advocated "Indians and Chinese are Brothers". India was the first country to recognise People's Republic of China has the legitimate government of the main land China. The Silk-Trade-Route served as a major trade rode between the two countries. Relations between contemporary China and India has been characterised by several border disputes. 1962 Sino-Indo War, 1967 Chola Incident and 1987 Sino-Indian Skirmish are some of the landmark border disputes. Since, then from 1988 both the countries are continuously trying to rebuild the economic relation among them.

In 1988, Indian Prime Minister Rajiv Gandhi visited China, initiating the process of normalization of bilateral relation. The two sides agreed and looked forward. In 1933, Indian Prime Minister Narasimha Rao visited China Agreement between the government of China and government of India on the Maintenance of Peace and Tranquillity along the line of actual control in Indian-China Border Area was signed. In 1966, Chinese President Jiang Zemin visited India to establish bilateral ties to build a constructive partnership of co-operation towards 21<sup>st</sup> century. In 2009, Indian Prime Minister Vajpayee visited China; two sides signed the Declaration on the Principles and Comprehensive Cooperation upon China-India relation. In 2008, Indian Prime Minister Dr. Manmohan Singh visited China and "Shared Vision for 21<sup>st</sup> Century" was agreed upon by both the governments. In 2013, President Xi Jinping met with Indian Prime Minister Dr. Manmohan Singh on the side lines of the 5<sup>th</sup> BRICS Summit in Durban, South Africa in March. Ultimately, 2014 came to known as the China-India Friendly Exchange Year. In September same year President Xi Jinping paid a state visit to India and Visited Indian Prime Minister home state Gujrat. The two sides issued joint statement on building a closer development partnership in the name of "Home-Town Diplomacy". This partnership was accordance with mutual trust, managing differences and seeking common development.

(Source: The Hindu, 31<sup>st</sup> March, 2020)

- (ii) **Hindi-Chinni Buy-Buy:** China is India's largest source of import by some distance. In 2018-19 India imported goods worth \$88 billion from China. This was more than 17% of India's total imports. On the other hand, only exports around \$30 billion worth of





goods to China. What makes this balance worse is the nature of what India exports to China versus what it imports. “we export mostly raw materials and low value items to China, but we import value added items as discussed in the above tables 2 and 4.

The Indian consumer’s interest in Chinese goods always remained high, as for example five top smart phone sellers –Xiaomi, Oppo, Vivo and Realme in India are Chinese. This means three out of every four smart phone sold in India during 2019-2020’s 1<sup>st</sup> quarter, were Chinese. A similar situation exists in the smart TV market, where Xiaomi is the market leader with massive 27% of market share. Such domination also extends across rural markets of India, especially in the agricultural sector. As much as 45% of Phosphate Fertilizers and 13% of Urea is imported from China. Any effort to boycott China in this sphere will mean a substantial hike in prices for Indian farmers. In some cases, restricting imports of China would significantly impact upon Indians health. As the companies like AratiDurgs, Granules India, JB Chemicals, IOL Chemicals are worth tracing as more than half of raw material regarding anti-biotic are imported from China.

As per the March, 2020 report published by Gateway House, ‘Indian Council on Global Relations, ‘lists major Indian Companies with substantial holdings form Chinese Investors. China’s Tech Company and Venture Capitalist investment in India account for more than \$3,600 million on one hand, whereas, on the other hand, the report also states that most Indian financiers cannot make \$100 million commitments needed to finance start-up though their early losses. For instance PayTm incurred a loss of Rs. 3,690 cr. in financial year 2019 while Flipkart lost Rs. 3,837 cr. over the years, which leaves western and Chinese investors as dominant players in Indian start-up space. Thus, at this point when Indian economy is shrinking due to coming of Covid-19 and its related shadow called lockdown, any calls to break economic ties may lead to crisis situation. Presently, when many Indian manufacturer, factories and agricultural spare are incurring losses due to 5 phases of lockdown, the question arises, how it will be possible to gain self-reliance at a time when common man purchasing power has fallen rapidly. (Source: Daniyal.S, 23<sup>rd</sup> June, 2020 & Tripathi.S, 15<sup>th</sup> June, 2020)

**(iii) Hindi-Chini Bye Bye:** The recent bitter stand-off between India and China within the

Gulwan valley and subsequently Indian Prime Minister Narendra Modi’s message seemed to have renewed across India. Today in India people are showing anger and disliking towards Chinese commodities. Common people of Indian are demanding that government should cancel the contract given to Chinese Companies and future Indian government should not give new contracts to China. As when our Indian soldiers are sacrificing their life in the border, these Chinese companies are making huge profits from the contracts. (Source: DNA Analysis, Zee News Desk, 18<sup>th</sup> June, 2020)

Thus, the above explanation of the India-China political and economic relation clearly depicts that how much India is dependent on China. Therefore, main focus here it is to emphasise that the height of opportunity for India is huge and it’s also high time for India to focus upon its local business.

### **Atmanirbhar Bharat (Self-Reliant India) Movement: A Dynamic Concept:**

Self-Reliant India is a movement which turned into an opportunity for India to fight against the present crisis evolved due to pandemic. The term was originally coined by Indian Prime Minister Narendra Modi, during his address to nation on 12<sup>th</sup> May, 2020. He also defined five pillars of Aatmanirbhar Bharat that is Economy, Infrastructure, System, Demography and Demand. He stressed upon the fact that it is time to become vocal for our local products and make them global. Under this campaign, a special economic package has been released by the government, which will benefit various segments including cottage industry, Micro, Small and Medium Enterprises (MSMEs), labourers, middle class, and industries, among others. It is expected to provide support and strength to various sections of the country and give a renewed boost to the development journey of the country in 2020. Minister of Finance & Corporate Affairs, Ms Nirmala Sitharaman made all the announcements related to various sectors on different days, split under five tranches and giving detailed information about the steps being carried out by the government (IBEF, 20<sup>th</sup> May, 2020). The five tranches are:

**Trance 1-** In the first tranche, Sitharaman announced a list of 15 measures. Putting emphasis on PM’s concept of Atmanirbhar India (self-reliant India) she mentioned that the focus of the package is on the factors of production- land, labour, liquidity and others. The first measure being focussed on was the idea of getting back to work i.e., facilitating employees and employers, businesses, especially MSMEs, to get back to production and workers back



to gainful employment. Plans to strengthen Non-Banking Financial Companies (NBFCs), Housing Finance Companies (HFCs), Micro Finance Sector and Power Sector were also unfolded.

**Trance 2-** As a part of the second tranche, nine main measures to aid migrant workers, street vendors, small farmers, self-employed people were announced.

(a) Migrants: Free food-grain supply to all migrants for the next 2 months- Free food-grain supply to all migrants for the next 2 months. Non-Cardholder Migrants shall be given 5 KG rice/wheat & 1 KG lintel per family for 2 months. One nation one ration card in three months- National portability of ration card with 'one Nation one ration card' will be implemented by August this year

(b) Shishu Loan under MUDRA: 2% interest reduction for Shishu loans under MUDRA- While loan moratorium has already been granted by the SBI, a 1500 crore interest subvention for MUDRA has been announced. The Centre will provide interest subvention of 2% for prompt payees for a period of employees.

(c) Street Vendors: Rs. 5000 Credit facility for street vendors-Rs. 5000 crore special credit facility for street vendors which will benefit 50 lakh street vendors. They will receive an initial working capital up to Rs. 10000, within a month.

(d) Housing: Extension of CLSS till March 2021- 70,000 crore boost to housing sector & middle income group through the extension of Credit Linked Subsidy Scheme (CLSS) by extending the scheme till March 2021.

(e) Tribals: Employment via Rs 6000 crore CAMPA funds- Employment for tribals via Rs. 6000 crores using Compensatory Afforestation Management & Planning Authority (CAMPA) Funds.

(f) Farmers: Emergency working capital fund via NABARD, 30,000 crore additional emergency working capital funding for farmers via NABARD (National Bank for Agriculture and Rural Development). Moreover 2 lakh concessional credit boosts for farmers- Farmers holding Kisan Credit Cards will be provided concessional Credit boost amounting to Rs. 2 lakh crore. Fishermen & Animal husbandry farmers will also be included in this

**Trance 3-** Finance Minister Nirmala Sitharaman announced 11 measures - of which 8 of them focused on strengthening infrastructure, capacities and building better logistics in Agriculture, Fisheries and animal husbandry, while the rest 3 pertained to governance and administrative reforms.

**Trance 4-** The Centre announced structural reforms in eight sectors in the fourth tranche of its economic package amid Coronavirus lockdown. The reforms introduced affect 8 sectors namely – Coal (commercial mining in coal sector), Defence Production (Corporatisation not privatisation of ordnance factory board), Minerals (Seamless exploration-cum-mining-cum-production regime), Civil Aviation (airports, airspace management and maintenance, repair and overhaul), Power Sector (power distribution in Union territories to be privatised), Social Sector (Social infrastructure to be revamped through viability gap funding scheme) Space and atomic energy (private participation boost in space exploration and other atomic energy-related reforms).

**Trance 5-** In the fifth and the last tranche of the Aatmanirbhar Bharat package, Finance Minister Nirmala Sitharaman announced 7 steps namely for MNREGA, health and education, for states, and for easing of business. These Steps are:

1. Rs. 40,000 crore increase in allocation via Mahatma Gandhi National Rural Employment Guarantee Act (MNREGA) to provide employment boost.
2. Health reforms and other initiatives, under which public expenditure will be increased. Moreover, a programme for technology driven education will be launched immediately.
3. Enhancement of ease of doing business through International Business Corporation (IBC) related measures. Even special insolvency related framework for Micro Small, Medium Enterprises (MSME's)
4. Decriminalisation of Companies Act defaults- Decriminalisation of Companies violation involving minor technical and procedural defaults, de-clogging the criminal court and shifting of compoundable offence section under internal adjudication mechanism (IAM).
5. Ease of doing business, under which there will be direct listening of securities by Indian public companies in permissible foreign jurisdiction. As well as empowering central government to exclude Covid-19 related debts from the definition of default.
6. Public Sector Enterprise Policy for a new Self-Reliant India, where all sectors are open to the private sectors, while Public Sector Enterprises (PSE's) will play important role in defined areas.
7. Supporting State Governments, centre has decided to accede to the request and increase borrowing limits of State from 3% to 5% for



2020-21 only, in view of the unprecedented situation.

(Source: Verma.A, 17<sup>th</sup> May, 2020)

Thus, world's expectation from India has increased and we Indians must take the opportunity and should turn it into our advantage. We can see that ramping up of manufacturing of Personal Protective Equipment (PPE) over the last three months was a positive step. India is continuously making effort to reduce import dependence in sectors such as mobile and defence manufacturing. Therefore, today we should try to focus on creating strong enterprises, which can become a global image for India. World is looking for a trusted partner and India has the ability to emerge as one (Economic Bureau, 3<sup>rd</sup> June, 2020). Various brands in the world have viewed boycott and acceptance by much nationalistic movement in the past as well. Such decision has always led to game-changing market scenario. For example-the rise of Pantajali Ayurved in the Indian market is the fastest growing company in FMCG sector. Like Unilever, Procter & Gamble, Nestle, Colgate-Palmolive, Johnson & Johnson. Patanjali manufactures from shampoo to biscuits to ghee and noodles and even medicine, no other company has built such a well-diversified product portfolio. At this juncture, it is no surprise that the American business magazine Fast Company ranked Baba Ramdev 27<sup>th</sup> in its list of "Most Creative Business People of 2016", While Acharya Balkrishna has made his debut on the Forbes list of India's 100 Richest people at 48<sup>th</sup> position (Maheshwari.R, 25<sup>th</sup> June, 2020).

Hence, in order to sustain the momentum of local business, India has to focus on certain keytake ways as:-

- Low pricing and cost dynamics that is providing attractive discount compared to the competitive brand should be the beginning. As large part of Indian population is mostly price sensitive in nature rather than quality product.
- Focusing upon Indigenous marketing strategy, through which company can say that the products are made from hand-picked and hand-made organic raw material.
- As, India is a vast country and second in terms of population, therefore local business should develop a proper vendor system and distribution channel. Such development will help the business to reach every corner of the country.
- Due to its position of second most populous country in the world, the local business merchants can turn it into opportunity. The business can hire right indigenous talent

and can help to mitigate unemployment problem.

- Moreover, Indian business merchants also develop a culture which is the combination of tradition and technology. Such culture combination can create a strong brand image in the world market.
- Ultimately, our country base is not corporate culture, rather people view India as a religious based country, where rituals play very important role. Hence, local business should provide importance on this spiritual and religious aspect of the country. Business man should advertise its product as extremely Indian and culturally rooted.

## CONCLUSION OF THE STUDY

The present study provides a bird eye view of how China become the market leader, presence of Chinese products within the world and Indian Market and how India can overcome the dependency by becoming self-reliant. The study also provide certain unconventional marketing strategies for India and how following these Indian industries can revolutionize in a record time. While this study has its limitation as it focuses mainly upon India-China socio-economic relation, but still hope that it can serve as a basis for future study in consumer boycott consumer.

## REFERENCES

1. Asia News Network, (13<sup>th</sup> June, 2011), "Philippine governor calls for boycott of 'Made in China' products", Asia One, A Singapore Press Holding Portal, Available online at URL: <https://web.archive.org/web/20141021160008/http://news.asiaone.com/News/Latest%2BNews/Asia/Story/AIStory20110613-283760.html>
2. Bajpai. P (13<sup>th</sup> February, 2020), "Why China Is the World's Factory", Investopedia, available online at URL: <https://www.investopedia.com/articles/investing/102214/why-china-worlds-factory.asp>
3. Bada Business (10<sup>th</sup> August, 2019), "How China Became an Economic Super Power", an initiative by Dr.Vivek Bindra, Available online at URL: <https://www.badabusiness.com/articles/how-china-became-an-economic-superpower/>
4. CSIS (17<sup>th</sup> March, 2020), Centre for Strategic and International Studies, China Power Project, 1616 Rhode Island Avenue, NW, Washington, DC 20036, Available online at URL: <https://chinapower.csis.org/trade-partner/>
5. CMM Language, (2020), "Top Chinese Companies India", CMM language.com, Translation Company, Available online at URL: <http://www.cmmlanguages.com/top-chinese-companies-in-india.html>



6. Daniyal. S (23<sup>rd</sup> June, 2020), "Sino satyagraha: Can India 'boycott China' as a response to the Ladakh attack?" Scroll.in, Available online at URL: <https://scroll.in/article/965167/sino-satyagraha-can-india-boycott-china-as-a-response-to-the-ladakh-attack>
7. DNA Ananlysis, Zee News Desk (18<sup>th</sup> June, 2020), "हिंदीचीनीभाई-भाईनहींयेहिंदीचीनी Bye-Bye कहनेकावक्त है", Available online at URL: <https://zeenews.india.com/hindi/india/dna-analysis-its-time-to-say-hindi-cheeni-bye-bye/697470>
8. Embassy of India, Beijing, China (2019), "India –China Trade and Economic Relations, Available at URL: <https://www.eoibeijing.gov.in/economic-and-trade-relation.php>
9. Economic Bureau (3<sup>rd</sup> June, 2020), "India will get its growth back, need to be self-reliant: PM" The Indian Express, english daily news paper, Sunday 28<sup>th</sup> June, 2020, Available Online at URL: <http://indianexpress.com/article/business/economy/pm-narendra-modi-self-reliant-cii-annual-session-2020-6439770>
10. Greven.M.J&Wei.W (January, 2017), "Business Ecosystem in China: Alibaba and Competing Baidu, Tencent,Xiaomi and LeEco", Research Paper, Available online at URL [https://www.researchgate.net/publication/324818839\\_Business\\_ecosystems\\_in\\_China\\_Alibaba\\_and\\_competing\\_Baidu\\_tencent\\_Xiaomi\\_and\\_LeEco](https://www.researchgate.net/publication/324818839_Business_ecosystems_in_China_Alibaba_and_competing_Baidu_tencent_Xiaomi_and_LeEco)
11. iContainers (2020), "What does China Export", iContainers, A Global Freight Forwarder, Available online at URL: <https://www.icontainers.com/us/2017/12/05/what-does-china-export/>
12. India Today (3<sup>rd</sup> October, 2014), "Boycott Chinese goods, says RSS Chief Mohan Bhagwat in DD telecast", a leading English News Channel, Available online at URL: <https://www.indiatoday.in/india/story/mohan-bhagwat-says-ban-chinese-goods-rss-chief-dd-telecast-208510-2014-10-03>
13. IBEF- India Brand Equity Foundation (20<sup>th</sup> May, 2020), "Self-Reliant India Movement and Opportunity", Available online on URL: <https://www.ibef.org/blogs/self-reliant-india-movement-an-opportunity>
14. Jain. R (8<sup>th</sup> June, 2020), "These are Top 10 popular Chinese Apps in India in 2020", Business Insider, Available online at URL: <https://www.businessinsider.in/tech/apps/news/checkout-the-top-10-popular-chinese-apps-in-india-in-2020/slidelist/76253572.cms>
15. Kumar.T (15<sup>th</sup> October, 2016), "Boycott Chinese Goods? Here's a Reality Check", The Quint, Available online at URL: <https://www.thequint.com/videos/boycott-chinese-goods-heres-a-reality-check-trade-iphone-macbook-apple-motorola-made-in-china>
16. Karp. P (7<sup>th</sup> May, 2020), "China's Coercive Behavior a 'Wake-up call' , Australia's Formet Top public servant says", The Guardian, Available online at URL: <https://www.theguardian.com/australia-news/2020/may/08/chinas-coercive-behaviour-a-wake-up-call-australias-former-top-public-servant-says>
17. Kangwon National University (2016-2017), "What Western Marketers Can Learn from China", Avialable online at URL: <https://www.studocu.com/ko/document/kangwon-national-university/business-administration/%EA%B0%95%EC%9D%98-%ED%95%84%EA%B8%B0/what-western-marketers-can-learn-from-china/6099488/view>
18. Lee.Y.N (23<sup>rd</sup> September, 2019), "Here are 4 charts that show China's rise as a Global Economic Superpower", CNBC, Available online at URL: <https://www.cnbc.com/2019/09/24/how-much-chinas-economy-has-grown-over-the-last-70-years.html>
19. Mundra. S (1<sup>st</sup> November, 2016), "Reality Check: Open letter to Baba Ramdev on his call to Indians to Boycott Chinese Products", The Week, Available online at the URL: <https://www.theweek.in/youzone/open-letter/open-letter-baba-ramdev-boycott-chinese-goods.html>
20. Maheshwari. R (25<sup>th</sup> January, 2017), "The Epic Rise of Patanjali: Game Changer in Indian FMCG Industry" Mystory, Available online at URL: <https://yourstory.com/mystory/c5edeadc03-the-epic-rise-of-patanjali-game-changer-in-indian-fmcg-industry>
21. Nakashima. E (11<sup>th</sup> April, 2020), "Trump administration moves against Chinese telecom firms citing national security", The Washington Post, Available online at URL: [https://www.washingtonpost.com/national-security/trump-administration-moves-against-chinese-telecom-firms-citing-national-security/2020/04/10/33532492-7b24-11ea-9bee-c5bf9d2e3288\\_story.html](https://www.washingtonpost.com/national-security/trump-administration-moves-against-chinese-telecom-firms-citing-national-security/2020/04/10/33532492-7b24-11ea-9bee-c5bf9d2e3288_story.html)
22. Nguyen.T (16<sup>th</sup> October, 2014), "Vietnamese Businesses Urge Boycott on Low-End Chinese Products", VOA News, Available online at URL: <https://www.voanews.com/east-asia/vietnamese-businesses-urge-boycott-low-end-chinese-products>
23. Sharma. P (15<sup>th</sup> May, 2020), "How the World is forming an Alliance against China", WION, Available online at URL: <https://www.wionews.com/world/how-the-world-is-forming-an-alliance-against-china-298934>
24. Wangchuk.Sonam (6<sup>th</sup> June, 2020), "Help me Change China: With Wallets rather than Bullets" [Video], Available online at URL: <https://www.youtube.com/watch?v=nnVsWt2PC4w>
25. Student for Free Tibet Canada, (31<sup>st</sup> July, 2013), "Boycott Made in China", Transforming World Through Non-violent Action, Available online at URL: <https://web.archive.org/web/20141016013014/http://www.sft-canada.org/campaigns/economic/boycott-made-in-china/>





26. Singh. S (25<sup>th</sup> June, 2018), "China-India Bilateral Trade: Strong Fundamentals Bright Future", *China Perspective, an open journal*, Available online at URL: <https://journals.openedition.org/chinaperspectives/2853>
27. *The Economic Times* (3<sup>rd</sup> April, 2020), "India, China trade declines by 12.4 per cent in first two months of this year amid coronavirus outbreak", Available online at URL: <https://economictimes.indiatimes.com/news/economy/foreign-trade/india-china-trade-declines-by-12-4-per-cent-in-first-two-months-of-this-year-amid-coronavirus-outbreak/articleshow/74970477.cms?from=mdr>
28. *Times of India* (June 22<sup>nd</sup>, 2020), "Govt Seek Product-Wise Detail from Industry to curb Cheap, low Quality Imports from China", Available online at URL: <https://timesofindia.indiatimes.com/business/india-business/government-seeks-product-wise-details-from-industry-to-curb-cheap-low-quality-imports-from-china-sources/articleshow/76495007.cms>
29. *The Hindu* (31<sup>st</sup> March, 2020), "70 years of Diplomatic Relations between China and India (1950-2020)", the leading News Paper, Available online on URL: <https://www.thehindu.com/brandhub/70-years-of-diplomatic-relations-between-china-and-india-1950-2020/article31219737.ece>
30. Tripathi.S (15<sup>th</sup> June, 2020), "Is it Realistic for India to Boycott Chinese Products, Investments?" *ETNOWNEWS.COM*, Available online at URL: <https://www.timesnownews.com/business-economy/economy/article/is-it-realistic-for-india-to-boycott-chinese-products-investments/606752>
31. Verma. A (17<sup>th</sup> May, 2020), "These Are All 5 Tranches and 50 Measures Of India's Aatmanirbhar Bharat' Economic Package", *Republic World*, Available online on URL: <https://www.republicworld.com/india-news/economy/full-aatmanirbhar-bharat-package-5-tranches-50-measures-details-he.html>
32. Wen. Y (12<sup>th</sup> April, 2020), "Chinese Rapid Rise: From Backward Agrarian Society to Industrial Powerhouse in Just 35 Years", *Federal Reserve Bank of St. Louis*, Available online at URL: <https://www.stlouisfed.org/publications/regional-economist/april-2016/chinas-rapid-rise-from-backward-agrarian-society-to-industrial-powerhouse-in-just-35-years>
33. Withnall. A (23<sup>rd</sup> April, 2020), "UK government urged to ban import of Chinese cotton 'made using Uighur Muslim forced labour'", *Independent News*, Available online at URL: <https://www.independent.co.uk/news/uk/home-news/chinese-cotton-uk-government-important-uighur-muslim-labour-a9478501.html>
34. Workman.D, (19<sup>th</sup> February, 2020), "China's Exported Services", *World's Top Exports*, Available online at URL: <http://www.worldstopexports.com/chinas-exported-services/>





# ON THE QUESTION OF THE HISTORICAL INTERDEPENDENCE OF LANGUAGE AND KNOWLEDGE

Yusupova Z.K.

Teacher,

Samarkand State Institute of Foreign Languages

---

## ANNOTATION

*This article examines the problem of the relationship between language, cognitive activity and knowledge acquisition. The scientific picture of the world is now a huge mosaic, in which each part corresponds to a separate study: without some of these studies, the mosaic will be incomplete, but in order to see the picture in full, all the parts of this complex mosaic must be combined in perception.*

**KEY WORDS:** *language, knowledge, cognition, system, picture of the world, essence of language.*

---

## DISCUSSION

The language is a very complex system. He has always aroused the interest of scientists, since the time when scientific knowledge was just being formed. All attempts to cognize the system of language, however, led to the understanding that language is a fundamentally unknowable system, since something that constitutes the essence of language was constantly eluding the study of scientists - each concept, each theory had its supporters and opponents, followers and opponents. , advantages and weaknesses. However, attempts to learn the meaning and essence of the language did not stop. With the development of scientific knowledge, approaches and methods changed, the principles of language cognition changed, with the change in scientific pictures of the world, the idea of language also changed.

Many modern linguistic studies are devoted to the description of the phenomena and processes that occur in modern languages. These researches are narrowly focused and deep, reveal the essence of the investigated phenomena. However, the linguistic scientific picture of the world is now a huge mosaic, in which each part corresponds to a separate study: without some of these studies, the mosaic will be incomplete, but in order to see the picture in full, all parts of this complex mosaic must be combined in perception.

Over the past decade, many fundamental works have been published devoted to the study of deep processes occurring in languages [4], not only observing modern processes and their description, but also restoration of past states, as well as revealing

the hidden mechanisms of functioning of a particular language system [1 , 8]. The identification of such complex parameters and aspects of the existence of language systems is possible only with an integrated approach to research. Comprehensive study involves the use of data from other sciences, comparison of applied and fundamental theories. "As a result, the processes of interaction of principles and representations of pictures of reality that are formed in various sciences are intensified. More and more often, changes in these pictures take place not so much under the influence of intradisciplinary factors as through the "paradigmatic grafting" of ideas transmitted from other sciences. In this process, the rigid dividing lines between the pictures of reality that determine the vision of the subject of a particular science are gradually erased. They become interdependent and appear as fragments of an integral general scientific picture of the world "[5].

The key idea of modern science is the idea of a holistic understanding of the world, seeing it as a unity of the material and the ideal, which has constant development and functioning. All this, of course, is determined by the anthropocentric vision of the world, which is based on "a holistic understanding of the unity of man, society and nature, material and spiritual, the characteristics of man as a developing and functioning biopsychosocial being" [2, 14].

The central concept around which all knowledge about the world is formed is the concept of anthropocentrism, since a person cognizes the world only within the framework of his thinking and the existing achievements of science and culture.



New knowledge is superimposed on what is already known, corrects and supplements existing knowledge, and also becomes the basis for generating new knowledge, reliable or apparent. A person imagines the world only as he seems to him, therefore, it is difficult to talk about objective knowledge, since modern knowledge, like historical knowledge, is made up of a multitude of subjective knowledge that is formed in the thinking of an individual person or shared by a group of people. The complexity of the formation of general (universal) knowledge in general about language as a phenomenon of human activity, and in particular about each individual language, is associated with the fact that language is such a system that satisfies the needs of both humanity (in the case of using world languages) and national communities, and individuals. Consequently, language as a system that generates society and man and is simultaneously generated by society and man is so complex that it is impossible to separate its study from the study of man in a broad sense. The more we learn about the language, the more we understand how much still unexplored language is fraught with. It is these complex systems that are at the center of modern science research: "The objects of modern interdisciplinary research are increasingly becoming unique systems characterized by openness and self-development. Objects of this type are gradually beginning to determine the nature of the subject areas of the main fundamental sciences, determining the appearance of modern, post-non-classical science"[5].

Historicism of cognition manifests itself in the change of worldviews recreated by the language and their layering on each other, in the preservation of remnants of previous views in every state of the language. To implement such a change, the system of linguistic signs must have the ability to expand, which is manifested, in particular, in the ability of the content of the word to grow. This ability is due to the fact that the signified has a hierarchical structure, the components of which are linked by relationships: the semantically poorer and formal element moves to a more meaningful one (representation - nearest meaning - further meaning). "Thanks to this structure, the sign turns out to be the unity of the social and the individual and can serve as a means of self-expression and communication of many individuals. The reflective nature of the signified linguistic sign forces us to reject the dogma of the arbitrariness of the linguistic sign. [3, 204].

In connection with the above, let us turn to the specifics of the new in relation to the old in the development of semantics and allegory of German euphemisms. Since all types of linguistic duality are explained by the double structure of the language, i.e. system properties of units and their contextual use, there are two types of allegory:

- on the basis of regular linguistic polysemy, since the possibility of different interpretations of a lexical unit, including that used euphemistically, is implicitly present in the semantics of any polysemantic word,

- on the basis of occasional speech polysemy, which violates the usual configuration of the composition of monosemantic lexemes due to the transformation of the occasional meaning.

The linguistic potential for euphemistic allegory is especially clearly manifested in those polysemantic lexemes, the induction of which by stigmatic content is based on the convergence of distant associative schemes.

Remarkable is the process, the result of which is the revival of the original (most often direct) meaning of the word in certain linguistic conditions and which occurs on the basis of changes in the motivational sphere of the linguistic sign. For instance, *der Tee ist so schwach, das ser zuwenig Kraft harten laufen*. The component *schwach* "liquid" in the stable phrase *der Tee ist so schwach* "the tea is so liquid", which results in the revival and meaning of the word *schwach* "physically weak". Or: «Сад был беременен яблоками» - "The garden was pregnant with apples".

The following types of structurally limited contexts are distinguished: a sentence, a combination of sentences, a paragraph, a combination of paragraphs, a segment of text, the text as a whole, which contain lexical and grammatical means that condition the remoting of units. The leading role is played by the lexical composition of the remotivating context. In the interlanguage approach, a comparative analysis of the means of identifying rhemes will be of paramount importance.

Thus, the actual division of the sentence (as a linguistic universal) is realized in English and Russian by a certain set of contextual and grammatical means - similar for both languages and characteristic only for the English language. Common for the Russian and English languages are such means of removal as, for example:

1. Word order: Never had met a woman so capable of inspiring affection - "Never in his life has he met a woman who would have attracted him so much." The means of removing in these sentences is the phrase-ending position of the rhematic element. In an English sentence, along with word order, such means as the indefinite article and postpositive definition operate. The symmetry of the current division is maintained here.

2. Characteristic only for the English language are: the use of the phrase *there was*: The greatest opera - man his day! There was no opera now ["He was once an inveterate theatergoer. There is no opera now!"]; anticipating there can go down: Irene smiled: and in the curve of her lips was a



strange provocation [“Irene smiled, and there was some kind of challenge in the curve of her mouth”]; use of turnover It is ... that (who, which); the use of a passive construction - the use of the verb do, etc.

In this case, semantic occasionalism arises as a consequence of the transformation of the subject-logical meaning, and as a result of occasional changes in the connotative content of a word, which is understood as the emotional-evaluative, stylistic and aesthetic components of meaning.

There are several principles of formation of occasional meaning:

- Any occasional meaning basically has Conventional, which is enriched by updating one or several semes;

- The occasional meaning may not contain all the elements of the conventional and may include elements of an extralinguistic nature;

- The occasional meaning may not correlate with the conventional meaning, i.e. completely displace it;

- Occasional and conventional meanings can be antonymic;

- The occasional meaning is realized in syntactic level, i.e. due to unconventional connection previously not matching words. In this case, contamination occurs. Sem, actualized not in one, but in two words.

## BIBLIOGRAPHY

1. Burlak S.A. *Origin of Language: Facts, Research, Hypotheses*. M.: Astrel, CORPUS, 2012.445 p.
2. Grigoriev S.I. *Change of scientific pictures of the world and sociology // Sociological studies*. 2000. No. 9. S. 13-22.
3. Zubkova L.G. *The principle of the sign in the language system*. M.: 1989, 234 s
4. Matevosyan LB *Stereotypic layer of linguistic consciousness: from standard to original*. Berlin: LAP LAMBERT Academic Publishing, 2012.188 p.
5. Stepin V.S. *Scientific revolutions and change of types of scientific rationality [Electronic resource] / V.S. Stepin, V.G. Gorokhov, M.A. Rozov // Philosophy of Science and Technology*. URL: [http://www.gumer.info/bibliotek\\_Buks/Science/Step/11.php](http://www.gumer.info/bibliotek_Buks/Science/Step/11.php)
6. Filin F.P. *On the problem of social conditioning of language // Questions of linguistics*. - M., 1966.-№ 4.-69 p.
7. Khanazarov K.Kh. *On the problem of the philosophy of language*. - 2002.-- 89 p.



# ACHIEVING GENDER EQUALITY IS A CRITERION FOR THE DEVELOPMENT OF SOCIETY

**Mahfuzakhon Khuja kizi Shamsieva**

PhD in History,  
Teacher of Ferghana State University,  
Ferghana Region,  
Republic of Uzbekistan

Article DOI: <https://doi.org/10.36713/epra4266>

## ABSTRACT

*The article covers the history of women's struggle for gender equality in the world and the work done in Uzbekistan to ensure women's rights and freedoms after independence. In particular, the Declaration of the Rights of Women, adopted in the United States 150 years ago, defines "the history of women as the history of the constant domination of women by men" were analyzed by the helping scientific literatures and media materials as well.*

**KEYWORDS:** *United Nations, gender equality, CEDAW Committee, Convention, Republic of Uzbekistan, Law, women, strategy.*

## INTRODUCTION

Equality of women is one of the historical achievements of mankind. Women are not only the main source of the nation's gene pool, but also a great source of labor in the economy and a follower of the nation's traditions. Looking back, we see that a woman's place in society is determined by her responsibilities in the family. In particular, the Declaration of the Rights of Women, adopted in the United States 150 years ago, defines "the history of women as the history of the constant domination of women by men". In 1595, the book "Dissertation on the inhumanity of women" was published in Germany [1],[222].

## RESEARCH METHODS

These medieval views argue that a woman's interests consist only of the child-kitchen-church, denying that a woman can contribute to the development of society through her conscious life. In churches in Europe, even – "a woman or a man?". The debate lasted a long time, and many argued that "women were created for the purpose of procreation, short-sightedness, narrow-mindedness, ideas, decisions, past and future are secondary and tertiary things for them, and they contribute to the development of society through their conscious activities" denied that they could add. Even I.Kant,

who wrote philosophical and legal works on the protection of human freedom also believed that women were incapable of civil relations and social work, of activism [2], [449].

Changes in the development of society in the first half of the XVIII-XIX centuries began to lead to a change in attitudes towards women. Progressive intellectuals of this period, such as Voltaire, Diderot, Montesquieu, J.J. Russo, J.A. Condorcet, Olympia de Guig, Pierre Joseph Prezdou, Augustus Bebel, began to view women as part of the nation, as members of society. The nineteenth century was full of events in the struggle of women for equal rights with men, and in history these events were called the "Feminist Movement", the "Red Socks Movement" and the "Blue Socks Movement". Public speeches by women for their rights led to the adoption of international standards.

## RESULTS AND DISCUSSIONS

The culmination of the struggle can be seen in the fact that the United Nations pays close attention to the issue of women's equality at the international level. The Universal Declaration of Human Rights enshrines in law that everyone should have all rights and freedoms, regardless of gender, race, skin color, language, religion, national or social origin, political or other beliefs, property or social status [3], [3]. An important step towards achieving equality for women



was taken on December 18, 1979, the day the UN General Assembly adopted the Convention on the Elimination of All Forms of Discrimination against Women. The Convention calls for equal rights for women in politics, economics, social life, culture and citizenship [4], [24]. It should be noted that the goal of achieving gender equality is one of the most important tasks in the UN Millennium Development Goals [5], [9-10] and the Sustainable Development Goals [6] adopted by the United Nations for the well-being of mankind on earth. the issue of gender began to play an important role.

Nowadays, Norway, Switzerland, Denmark, the Netherlands, Germany, the United States, Canada, and New Zealand are at the top of the Human Development Index rankings, and it is important to learn from their experiences of gender equality. As an equal member of the United Nations, Uzbekistan has adopted a National Platform for Action on the basis of international instruments on women's rights and freedoms. According to her, strengthening women's health, increasing women's professional literacy, improving women's economic and political status, ensuring all forms of equality for women, creating special programs to support girls, creating a new image of Uzbek women in the media, culture and arts, gender research, the development of women's NGOs, strengthening their role has been identified as one of the important priorities of public policy.

It should be noted that over the past two years, our country has signed 2 laws and more than 15 normative legal acts on the radical improvement of the situation of women in accordance with international standards. In particular, the Decree No. PD-5325 of February 2, 2018 "On measures to radically improve the activities in the field of support of women and strengthening the institution of the family"; July 2, 2018 "On social rehabilitation and adaptation", as well as family Resolution PD - 3827 - on measures to improve the system of prevention of domestic violence; Resolution PD-4235 of March 2019 "On measures to further strengthen the guarantees of women's labor rights and support entrepreneurship" No 561, of September 2, 2019, "On the Protection of Women from Oppression and Violence"; Law of the Cabinet of Ministers of the Republic of Uzbekistan dated April 12, 2018 "On guarantees of equal rights and opportunities for women and men", the Cabinet of Ministers of the Republic of Uzbekistan - 285 "On approval of the Regulations on the procedure for providing affordable housing to mothers in need of better housing", March 30, 2020 "On approval of the Regulations on the procedure for gender-legal examination of regulations and their drafts" No 192, 2020 Resolution No. 402 of 23 June "On approval of the Regulations on the procedure for organizing the admission of women to the higher education

institutions on the basis of additional grant-based indicators of competition" [7]. Improving the system of social protection of women and play an important role in achieving gender equality e is coming.

For the first time in our national legislation, the concept of "gender" was defined by law. According to him, gender is a social aspect of the relationship between women and men, which is reflected in all spheres of life and activity of society, including politics, economics, law, culture, education, science. However, in our society, there is no doubt that gender equality can contradict long-established and traditional traditions, strike at their roots and interfere in family relationships. It is important to understand that the Law does not interfere in family relations, does not force anyone to do anything, or does not restrict existing rights. It only allows the relationship to be balanced by providing new rights and opportunities for the parties. Whether or not to use it is a matter for the parties themselves.

Today, the introduction of gender-legal expertise to ensure gender equality in our country will open a new direction in the field of law. Gender - what is legal expertise? Gender-legal examination is an analysis of compliance of normative legal acts and its drafts with the principles of ensuring equal rights and opportunities for women and men. According to the law, the powers to conduct gender legal expertise are vested in all government agencies and other organizations. Each of them analyzes normative and legal documents and its drafts based on their areas of activity, identifies discriminatory risks, develops recommendations for its elimination and adopts the conclusion of gender-legal expertise [8]. This will create conditions for women to fully realize their potential, while guaranteeing their constitutional rights.

In particular, the establishment of the Commission on Gender Equality of the Republic of Uzbekistan and the establishment of the Committee on Women and Gender Equality in the Senate in order to ensure gender equality and expand the rights and opportunities of all women in our country implement the policy of achieving gender equality in accordance with international law. indicates that it is increasing. The Commission on Gender Equality of the Republic of Uzbekistan is now legally strengthened to participate in the development and implementation of state programs, national action plans and strategies, and to report annually to the Oliy Majlis on the work done.

In a short period of time, the Commission, together with partner structures, will implement a number of practical measures to ensure gender equality in the country and improve the social conditions of women, comprehensive support and development of the family, the implementation of universally recognized international norms to





eliminate all forms of discrimination against women. work was done. In particular, on the basis of the Law of the Republic of Uzbekistan “On protection of women from oppression and violence” and the Resolution of the Cabinet of Ministers “On measures to improve the system of protection of women from oppression and violence” issued a protection order and put it into practice.

The Commission established 197 Rehabilitation and Adaptation Centers for victims of domestic violence. The initial housing allowance for 1,454 women living in difficult living conditions was paid from the Public Fund for Women and Family Support, and 25 billion soums were allocated for these purposes. Together with the Ministry of Employment and Labor Relations, “Women’s Entrepreneurship Centers” have been established in 14 regions of the country. More than 27,000 women were supported in these centers, and 10,500 women were trained in short-term training courses. As a result of the measures taken, 2.1 thousand women were employed. More than 6,000 women with political and legal knowledge, innovative ideas and organizational skills have been formed [9]. It should be noted that in the elections held on December 22, 2019, for the first time in the history of the Parliament of Uzbekistan, the number of women reached the level set by the United Nations. The number of women parliamentarians has risen from 128th to 37th among 190 national parliaments in the world.

Today, 48 out of 150 deputies elected to the Legislative Chamber of the Oliy Majlis, or 32%, are women. More than 25 percent of senators and local councilors are women. To date, in order to achieve gender equality, Uzbekistan has ratified about a hundred conventions and documents in the field of women’s rights and freedoms, and reports to the CEDAW Committee on the work done. It should be noted that as a result of the measures taken, Uzbekistan ranks 105th out of 185 countries in the World Statistics Index of Human Development, and 57th out of 188 countries in the Gender Equality Index [11]. In order to further improve the work in this area, the strategy for achieving gender equality in Uzbekistan in 2020-2030 was discussed. This strategy, which is expected to be adopted, includes 9 goals:

- Creation of equal opportunities and rights for the participation of men and women in socio-political life;
- Ensuring gender equality in protecting the rights of women and men in the economy, employment and labor migration;
- Ensuring fair and quality education for all throughout life;
- Ensuring gender equality for all women, protection from violence, ending human trafficking;

- Ensuring social protection and a healthy lifestyle for all men and women;
- Development of national gender statistics;
- Consideration of gender issues in development and budgeting;
- Ensuring wide coverage of gender issues in the media;
- Involvement of women in ensuring a safe environment for all.

Uzbekistan’s Gender Equality Strategy for 2020-2030 envisages overcoming existing problems, pursuing an active policy for equal participation of men and women in politics, economy and society, and increasing the effectiveness of the social protection system for women.

## CONCLUSION

In conclusion, history has shown that in a society that has not achieved true gender equality, it can face problems such as declining social and political development, a slowdown in the overall pace of social development due to inefficient use of labor resources.

## REFERENCES

1. Egamberdieva T. *Socio-pedagogical bases of increasing women’s activity - T.: Fan, 2006.*
2. Kant I. *Works. In 6 volumes. Vol. 6. - M.: Mysl, 1966.*
3. *Universal Declaration of Human Rights // Publication dedicated to the 60th anniversary of the Declaration. UN Uzbekistan, National Center for Human Rights of the Republic of Uzbekistan. 2008.*
4. *CEDAW Convention // UNDPI/993-10663-January 1991-2M, reprint DPI / 1993 –April 1992-2M. Russian by the UN Department of Social Affairs. Translation into Uzbek from the publication, Center for Support of Civic Social Initiatives.*
5. *Gender equality in Uzbekistan. Facts and figures. // MRM Statistics Collection № 1. 2005.*
6. [www.un.uz](http://www.un.uz). *Sustainable development goals.*
7. <https://www.lex.uz>.
8. <https://www.lex.uz>. *Law on Guarantees of Equal Rights and Opportunities for Women and Men. September 2, 2019.*
9. [xs.uz](http://xs.uz). *The Commission on Gender Equality of the Republic of Uzbekistan summed up its activities. December 30, 2019*
10. <https://uza.uz>. *Speech by President of the Republic of Uzbekistan Sh. Mirziyoyev at the solemn ceremony dedicated to the International Women’s Day. 08.03.2019.*
11. <https://uza.uz>. *Gender equality is a sign of development. 04.12.2019.*



# A STUDY ON THE COMPARISON OF ATTITUDE TOWARDS COMPETITION OF FEMALE FOOTBALL PLAYERS IN NATIONAL AND JUNIOR NATIONAL LEVEL IN SRI LANKA

**P.G.T.N. Perera**

Assistant lecturer,  
Department of Social Statistics,  
University of Kelaniya,  
Sri Lanka

Article DOI: <https://doi.org/10.36713/epra5364>

## ABSTRACT

*Attitudes are the mental dispositions people have towards others and the current circumstances before making decisions that result in behavior. Attitudes influence an individual's choice of action, and responses to challenges, incentives and rewards. Football is a world popular sport which needs more physical and mental fitness. Football even in those instances it truly is mind over body. Now a days in Sri Lankan sport field the female participation for the football matches have developed. So the main objective of this study is to comparison of attitudes towards the competition of female football players in National and Junior National level in Sri Lanka while the specific objectives are to evaluate the attitude of football players' entirety of the force, meaning for the competition, assessment of strength of the opponents, guidance for the opinions of others, in National level female football players and o evaluate the attitude of football players' entirety of the force, meaning for the competition, assessment of strength of the opponents, guidance for the opinions of others, in Junior National level female football players. National and junior national female football players in Sri Lanka will be selected as the study population. From that population, 180 of players selected as Ninety national players and Ninety school football players will be selected from every provinces as a sample. Cluster sampling method will be used to select the sample from the Sri Lankan female football players. ANOVA, t test and Levene's test were used as analysis tool of the study. According the results there was statistically significance difference towards attitudes of assessment of strength of the opponents in national level football players among provinces. And also there was statistically significance difference towards attitudes of guidance for the opinions of others in national level football players among provinces. And also there were statistically significance difference towards attitudes of assessment of strength of the opponents in junior national level football players among provinces. Although there was no any significance mean difference attitudes towards the competition of female football players in National and Junior National level, in the attitudes of entirety of the force and assessment of strength of the opponents had significance difference of variance among two level s in the case of these two attitudes.*

**KEY WORDS:** Attitude towards Competition, Female Football Players, National level, Junior National Level

## 1. INTRODUCTION

Attitudes are the mental dispositions people have towards others and the current circumstances before making decisions that result in behavior. People primarily form their attitudes from underlying values and beliefs. The behavior of individual depends on due to the personal attitudes. So the during competition the anxiety and other psychological forces can help to enhance the positive attitudes. Attitudes influence an individual's choice of action, and responses to challenges, incentives and

rewards. Four major components of attitudes are affective cognitive conative evaluation (Verplanken et al. 1998).

Football is a world popular sport which needs more physical and mental fitness. Football even in those instances it truly is mind over body. It is a privilege to play this wonderful game while having a positive attitude and understanding are the key factors to motivate to reach another level. Football requires a positive attitude, and achieving this may be influenced by playing for the right team and the right coach. The football game is a physical and mind



game, because during the game situation every physical quality, training skills must have to convert in to a proper playing. For that athlete has to have a proper mind set up for the game. The psychological characteristics of a player might influence athlete way of playing football and also his risk of injury (Junge and Dvorak, 2000).

Football is known as soccer in some other countries. Football is the game which two opposing teams of 11 players each defend goal sat opposite ends of a field having goal posts at each end, with points being scored chiefly by carrying the ball across the opponent's goal by place kicking or drop kicking the ball over the crossbar between the opponent's goal posts. The objective of football is to score goals by advancing the ball down field into the opposing team's goal. Simply want to score more goals than opponent. Traditionally goals are scored when a team moves the ball down field through passing and shooting of the ball. However, goals can be made by penalty kicks, direct kicks and corner kicks. The team which scores the more points by the end of a football match wins the game. If there score becomes tie the game goes into overtime. The Overtime in football consists of 30 minutes of additional playing time divided into two 15 minute halves. If the score is still tied at the end of the overtime period, the game will go into a shootout. A shootout is a penalty kick competition. Both teams select five players to take the penalty kicks and then the teams alternate until one team wins (The International Football Association Board, 2018).

Now a days in Sri Lankan sport field the female participation for the football matches have developed. We can see female players from every nine provinces but the national level winning rate is in a very poor level. They were unable to get place in the 12<sup>th</sup> South Asian Games held in India, Sri Lanka lost all four matches. They lost the game some time in lead by more points (South Asian Games, 2016).

### 1.1 Importance of the study

By measuring the attitude of competition level will enable to understand the psychological situation of the individual players. If the player's attitude at lower level, the attitude can develop and maintaining through the training programs. Because of that we can achieve high level of attitude. In this study the researcher analyzing the comparison of attitude, for competition between national level and junior level soccer players. It's very use full to identify the junior athlete's attitude level because it can use to identify upcoming national players to the Sri Lanka team in advance not only that but also it's important to future development of the women football in the Sri Lanka by creating 5-10 year strategic plan. There are lack of published research papers can find about in comparison of attitudes towards competition of women football players in Sri Lanka. So this study

can helpful to use for increase Sri Lanka football player's performance through developing mental fitness. Furthermore, this research can use as literature.

### 1.2 Objectives of the study

- To comparison of attitudes towards the competition of female football players in National and Junior National level in Sri Lanka.
- To evaluate the attitude of football players' entirety of the force, meaning for the competition, assessment of strength of the opponents, guidance for the opinions of others, in National level female football players.
- To evaluate the attitude of football players' entirety of the force, meaning for the competition, assessment of strength of the opponents, guidance for the opinions of others, in Junior National level female football players.

## 2. LITERATURE REVIEW

Kjonniksen et al done a research to examine the relationship between participation in organized youth sport and attitude to physical education (PE) during adolescence and physical activity in young adulthood. Analysis of variance and regression were used to examine the relationship between attitude to PE and participation in organized sport at age 13 years and physical activity at age 23 years. Both male and female had a consistent and positive attitude toward PE at age 13 - 16 years. Participation in organized sport was the strongest predictor of physical activity at age 23 years in males, whereas attitude to PE was the strongest predictor in females. Participation in sport and physical activity in different arenas during adolescence may affect participation differently in young adult men and women. (Kjonniksen and Fjortoft, 2009).

Psychological characteristics were assessed by three established self-evaluation questionnaires using a group of 588 football players by the study of Junge et al. Players of different levels of play might differ not only in their football skills but also in their way of playing football and with respect to psychological factors such as concentration, reaction time, or competitive anxiety. The psychological characteristics of a player might influence his way of playing football and also his risk of injury were studied by questionnaire. Football-specific characteristics that were investigated included playing experience and positions played, style of play, number of training hours and games, as well as aspects of fair play. The questionnaire answers given regarding fair play clearly indicated that fair play is not paid sufficient respect. The relationship between psychological characteristics and attitudes toward fair



play was analyzed and discussed (Junge and Dvorak, 2000).

Not only about attitude for competition there is study was done for analysis attitude for the present situation of the college students' sports-doing with integrated and investigated method was carried on in this article. 1035 students from 9 ordinary institutions of higher learning in Liaoning province were enquired. The result indicated that of the attitude of the college students in Liaoning province, generally speaking, is active and up-and-up toward the physical education and sports activities. But male students' attitude is obviously much more positive than that of the female. The attitude of the consumption on sports of the college students in Liaoning province is good, but female students' attitude is obviously much more positive than that of the male. The students in the city is more positive than those in the country. College students' interests and hobbies are extremely widespread. Basketball, badminton, soccer, swimming, table tennis and jogging are the most popular sports among the students. Daily exercises and building-up health are still the main goals of the college students' taking part in the after-class sports activities. (Miller et al., 2005)

Exploratory study has done by Frost and Henderson examined the relationship of perfectionism with female athletes' reactions to athletic competition and coaches' ratings of reactions to mistakes during competition. Athletes who rated high in Concern Over Mistakes reported more anxiety and less self-confidence in sports, displayed a general failure orientation toward sports, reacted negatively to mistakes and reported more negative thinking in the 24 hours prior to competition. A second dimension of perfectionism, High Personal Standards, was associated with a success orientation toward sports and more dreams of perfection prior to competition. The possible influence of perfectionism on motivation and performance in sports is discussed (Frost and Henderson, 1991)

### 3. METHODOLOGY

The major purpose of this study is to compare of attitude towards competition of women football

players in national and junior national level in Sri Lanka. Comparative research design will be used to compare the football players' attitudes towards the competition. National and junior national female football players in Sri Lanka will be selected as the study population. From that population, 180 of players selected as Ninety national players and Ninety school football players will be selected from every provinces as a sample. Cluster sampling method will be used to select the sample from the Sri Lankan female football players. The relevant data of this study will be collected from a questionnaire create by Hanin (Hanin, 1997).

The process of data analysis includes main five sections as validity analysis, comparing attitudes towards the competition of female football players in National and Junior National level, comparing attitudes towards the competition of female football players in National level according to the provinces, Comparing attitudes towards the competition of female football players in junior national level according to the provinces and conclusions.

### 4. DISCUSSION AND ANALYSIS OF DATA

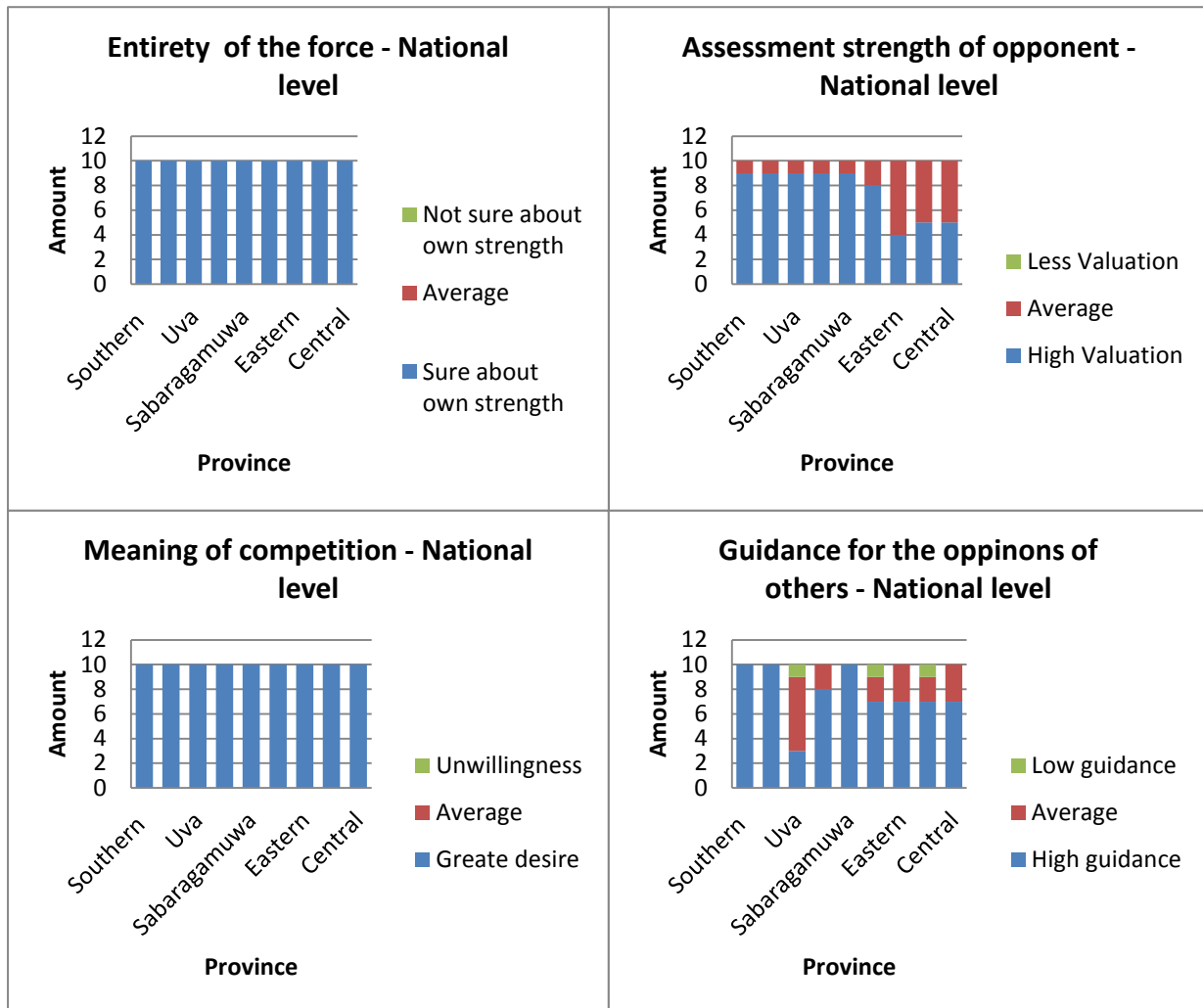
#### 4.1 Reliability of gathered data

180 questionnaires for specific respondents of each level were initially given at nine provinces. All of them were received back and also they were totally completed questionnaires. Therefore, the response rate is 100%. Cronbach's  $\alpha$  which should be within 1 and 0 if it is greater than 0.7 it is said that data set is reliable and it can be used to further analysis. In this study, Cronbach's  $\alpha$  value is 0.706. Since the value is greater than 0.7. Hence it proves the validity of the data set and further analysis can be significantly done.

#### 4.2 Comparing attitudes towards the competition of female football players in National level as provinces

Here attitudes of all national level female football players are grouped for nine provinces as follows.

Figure 01: Attitudes towards the competition of female football players in National level



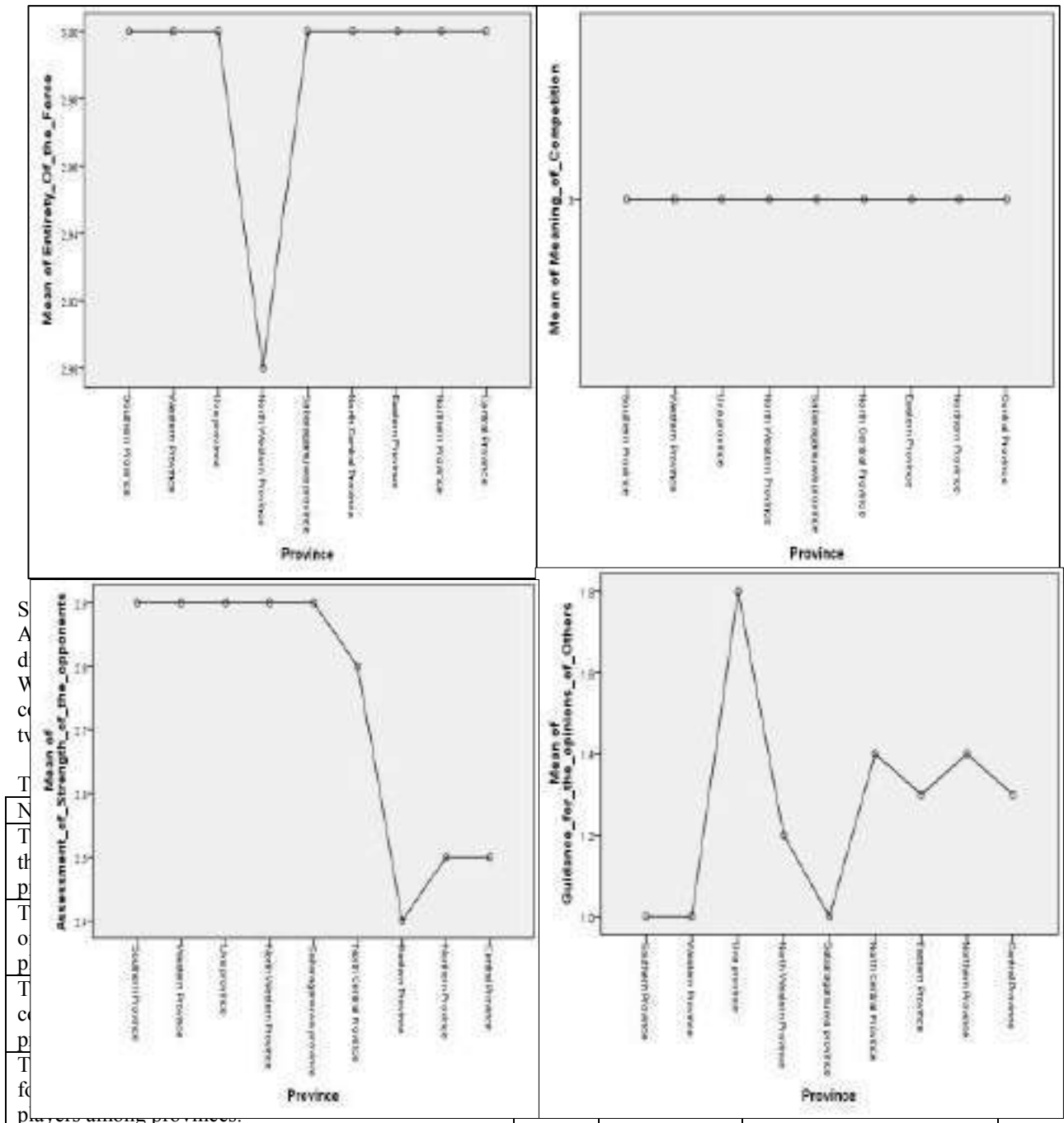
Source: Sample Survey (2018)

According to figure 01 in the cases of ideas towards entirety of the force and meaning of competition there are no difference among the provinces. Other two cases there clearly we can see

the difference among the attitudes according to the provinces.



Figure 02: Mean plots for each attitude



Source: Sample Survey (2018)

In the table 01 there is summary of the ANOVA for national level players. According to these results there is no statistically significance difference towards attitudes of entirety of the force and also meaning of competition in national level football players among provinces.

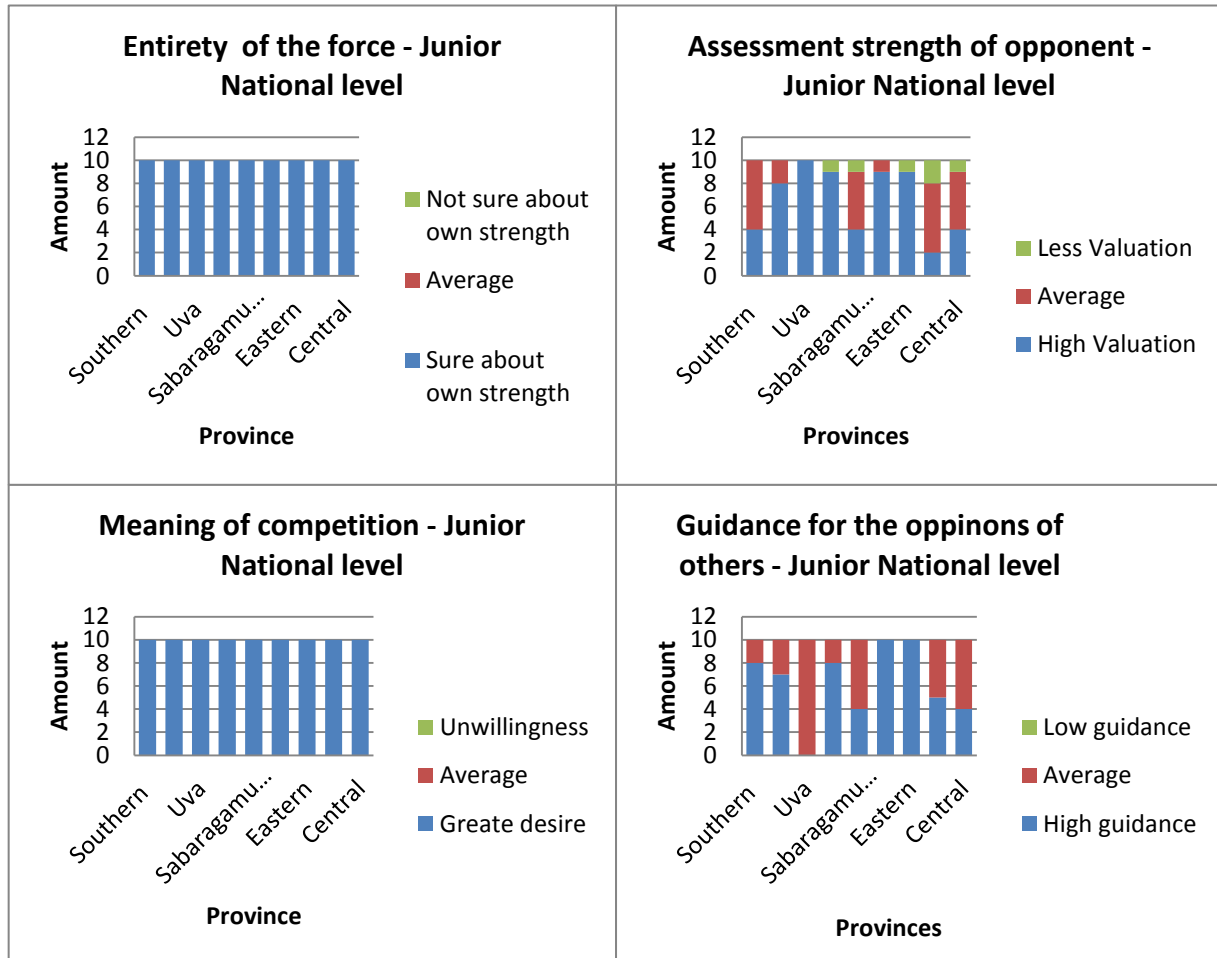
Hence P value is less than 0.05 other two hypotheses are rejected. That means there is statistically significance difference towards attitudes

of assessment of strength of the opponents in national level football players among provinces. And also there is statistically significance difference towards attitudes of guidance for the opinions of others in national level football players among provinces.

### 4.3 Comparing attitudes towards the competition of female football players in Junior National level as provinces

Here attitudes of all junior national level female football players are grouped for nine provinces as follows.

Figure 03: Attitudes towards the competition of female football players in Junior National level

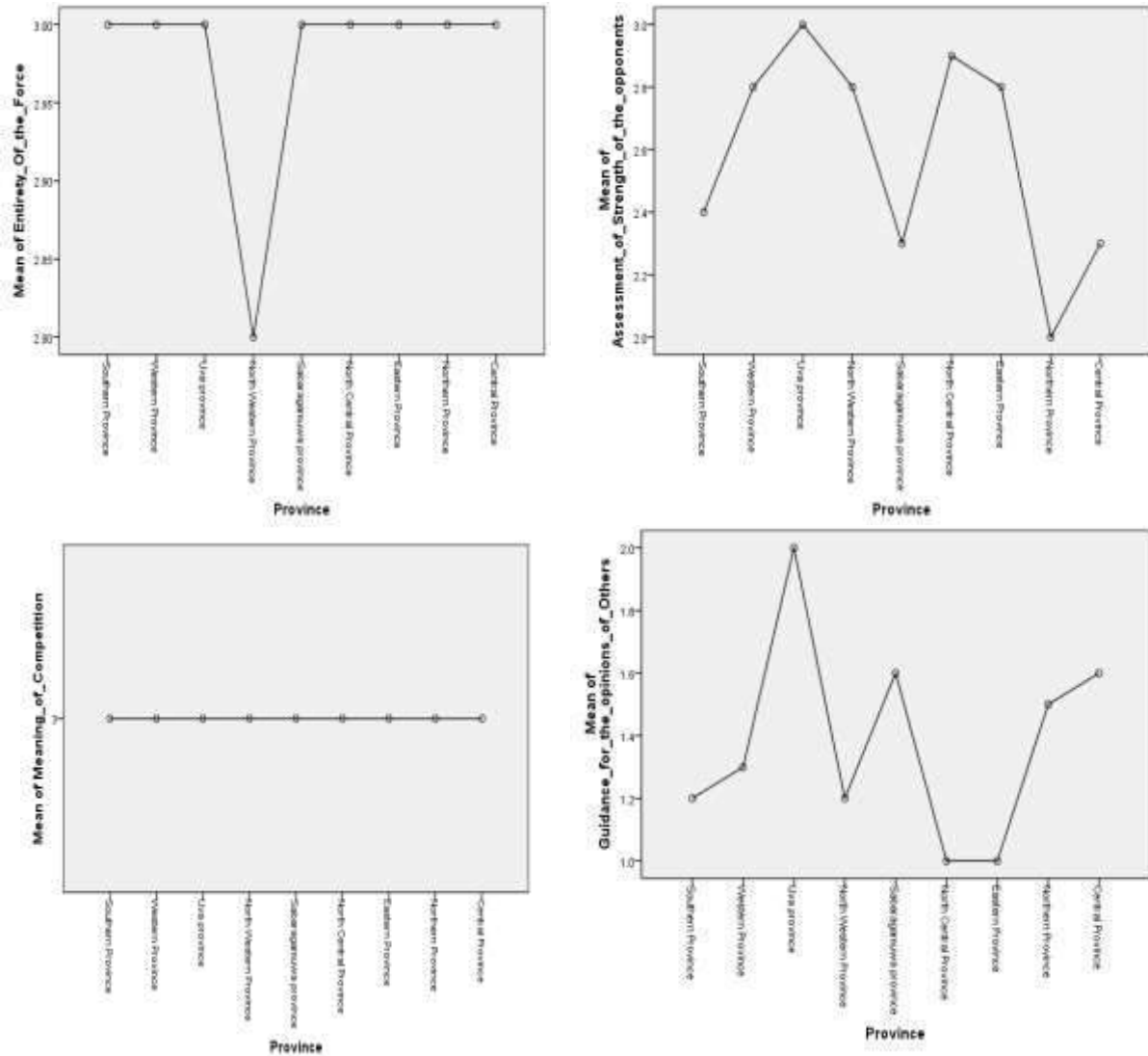


Source: Sample Survey (2018)

According to figure 03 in the cases of ideas towards entirety of the force and meaning of competition there are no difference among the provinces. Other two cases there clearly we can see

the difference among the attitudes according to the provinces.

Figure 04: Mean plots for each attitude



Source: Sample Survey (2018)

According to these mean plots we can understand the difference of the mean of each province. There is little bit difference of the means of attitudes of entirety of the force in national level football players among provinces. We can see there is small difference in north western province only. And also in the case of meaning of competition there is no any difference among the provinces. We can

clearly see there is vast difference in other two attitudes.



**Table 02: Results of the Analysis of variance for junior national level football players**

Null Hypotheses	df	F ratio	Decision
There is no difference towards attitudes of entirety of the force in junior national level football players among provinces.	1	0.150 (0.700)	H <sub>0</sub> Accepted
There is no difference towards attitudes of assessment of strength of the opponents in junior national level football players among provinces.	1	5.339 (0.023)	H <sub>0</sub> Rejected
There is no difference towards attitudes of meaning of competition in junior national level football players among provinces.	1	0.000 (0.990)	H <sub>0</sub> Accepted
There is no difference towards attitudes of guidance for the opinions of others in junior national level football players among provinces.	1	0.000 (1.000)	H <sub>0</sub> Accepted

Source: Sample Survey (2018)

In the table 02 there is summary of the ANOVA for junior national level players. According to these results there is no statistically significance difference towards attitudes of entirety of the force, guidance for the opinions of others and also meaning of competition in national level football players among provinces.

Hence P value is less than 0.05 other hypothesis is rejected. That means there is statistically significance difference towards attitudes of assessment of strength of the opponents in junior national level football players among provinces.

#### 4.5 Comparing attitudes towards the competition of female football players in National and Junior National level

Hence both school and National levels' standard error and standard deviation is zero in the attitude of meaning of competition, there is no meaning to calculate and analysis using t test. Therefore, here I consider other 3 attitudes only and can summarize them as follows.

Normally, parametric tests assume that the variances in experimental groups are roughly equal. In reality there are adjustments that can be made in situations in which the variances are not equal. The rows of the table relate to whether or not this assumption has been broken. We can use Levene's test to see whether variances are different in different groups. Levene's test is similar to a t-test in that it tests the hypothesis that the variances in the two groups are equal as follows.

**Table 03: Levene's test results**

Null Hypotheses (H <sub>0</sub> )	F statistics	Decision
In the attitude entirety of the force is assumed equal variance in both national and junior national levels.	4.091 (0.045)	H <sub>0</sub> rejected
In the attitude assessment of strength of the opponents is assumed equal variance in both national and junior national levels.	17.154 (0.000)	H <sub>0</sub> rejected
In the attitude guidance for the opinions of others is assumed equal variance in both national and junior national levels.	3.059 (0.082)	H <sub>0</sub> accepted

Source: Sample Survey (2018)

If Levene's test is significant at  $p \leq .05$ , we can gain confidence in the hypothesis that the variances are significantly different and that the assumption of homogeneity of variances has been violated. Therefore, in the attitudes of entirety of the force and assessment of strength of the opponents are

assumed unequal variance in both national and junior national levels. That means there is significance difference of variance among two level s in the case of these two attitudes.

We also can test whether there is or no difference mean values using t test as follows



**Table 04: t test results**

Null Hypotheses (H <sub>0</sub> )	t statistics	Decision
There is no difference between national and junior national levels attitudes towards entirety of the force	-1.000 (0.319)	H <sub>0</sub> accepted
There is no difference between national and junior national levels attitudes towards assessment of strength of the opponents	-1.951 (0.053)	H <sub>0</sub> accepted
There is no difference between national and junior national levels attitudes towards guidance for the opinions of others.	1.486 (0.139)	H <sub>0</sub> accepted

Source: Sample Survey (2018)

According to these results shown in table 04 there is no difference between national and junior national levels attitudes towards entirety of the force, assessment of strength of the opponents and guidance for the opinions of others. Therefore, there are no any significance difference attitudes towards the competition of female football players in National and Junior National level.

## 5. CONCLUSION

The research study conducted on attitudes towards the competition of female football players in national and junior national level are compared on their attitudes on attitudes of entirety of the force, assessment of strength of the opponents, meaning of competition and guidance for the opinions of others. According to these results validity of collected results was significance. There was statistically significance difference towards attitudes of assessment of strength of the opponents in national level football players among provinces. And also there was statistically significance difference towards attitudes of guidance for the opinions of others in national level football players among provinces. And also there were statistically significance difference towards attitudes of assessment of strength of the opponents in junior national level football players among provinces. Although there were no any significance mean difference attitudes towards the competition of female football players in National and Junior National level, in the attitudes of entirety of the force and assessment of strength of the opponents had significance difference of variance among two level s in the case of these two attitudes.

## 6. REFERENCES

1. Frost, R. O. and Henderson, K. J. (1991). *Perfectionism and reactions to athletic competition. Journal of Sport and Exercise Psychology.* 13(4): 232-335. Doi:10.1.1.625.5071&rep=rep1&type
2. Hanin, Y. L. (2003). *Performance Related Emotional States in Sport: A Qualitative Analysis. Forum: qualitative Research.* 4(1).
3. Junge, A. and Dvorak, J. (2000). *Psychological and sport-specific characteristics of football players. The American Journal of Sports Medicine.* 28(5). DOI: 10.1177/28.suppl\_5.S-22
4. Kjonniksen, L., Fjortoft, I. (2009). *Attitude to physical education and participation in organized youth sports during adolescence related to physical activity in young adulthood: A 10-year longitudinal study. European Physical Education Review.* 15(2). 139-154. DOI: 10.1177/1356336X09345231
5. Miller, B. W., Roberts, G. C. and Ommundsen, Y. (2005). *Effect of perceived motivational climate on moral functioning, team moral atmosphere perceptions, and the legitimacy of intentionally injurious acts among competitive youth football players. Psychology of Sport and Exercise.* 6(4): 461-477. DOI: 10.1016/j.psychsport.2004.04.003
6. *South Asian Games.* (2016). 2016 South Asian Games. Retrieved 07<sup>th</sup> September, 2018 from [https://en.wikipedia.org/wiki/2016\\_South\\_Asian\\_Games](https://en.wikipedia.org/wiki/2016_South_Asian_Games)
7. *The International Football Association Board.* (2018). *Laws of the game.* Retrieved 07<sup>th</sup> September, 2018 from <https://www.theifab.com/laws>
8. Verplanken, B., Hofstee, G. and Heidi, J. W. J. (1998). *Accessibility of affective versus cognitive components of attitudes. European Journal of Social Psychology.* 28(1). 23-35. [https://doi.org/10.1002/\(SICI\)1099-0992\(199801/02\)28:1<23::AID-EJSP843>3.0.CO;2-Z](https://doi.org/10.1002/(SICI)1099-0992(199801/02)28:1<23::AID-EJSP843>3.0.CO;2-Z)





## IGNORED HISTORY - FACED MYSTERY

**Mr.Mervin Felix Caleb**

Assistant Professor,  
MIT College of Engineering,  
Mysore,  
Karnataka

### ABSTRACT

*“Man seeks shelter under nature’s lap between birth and death” – Mervin Felix Caleb*

*Shelter Homes/Stay Homes/Rescue Centres play a remarkable role in times of crisis, especially during large-scale disasters, in responding towards disaster and recovery measures. These shelters are a common umbrella sheltering the victims, deprived of basic necessities, by providing a private and secure places for people to abode, who have abandoned or lost their usual accommodations as a result of some form of disaster.*

*These shelters provides immediate sigh of relief and scope for recovery to the victims from the disasters and its sabotages along with the plateaued economic effects, caused on the impoverished from the rustic atmosphere rather than, on the elite. The length of rehabilitation span depends on the amount of devastation caused and the financial aid available in the reconstruction of precious lives.*

*The establishment of shelter homes with boarding would have mitigated the migrant workers woes to a large extent.*

**KEYWORDS :** *Migrant Workers, Homeless, Shelter Homes, CSR Companies, COVID-19*

### INTRODUCTION

“Man seeks shelter under nature’s lap between birth and death” – Mervin Felix Caleb

Ubiquitously, Pandemic – COVID19 impact was evident in the past few months, nonetheless, history speaks of numerous epidemic and natural calamities causing migration among masses for several eras.

‘Migration’ was not a term used in the 2020s, but the past facts reveals us to the ages narrating the causes of migration which took place to avoid natural disasters. Communities in large number resorted to migration as the only solution to escape the calamities falling upon them, by abandoning their possessions. History speaks more about this, and lets allow history to do more talking.

The very basic objective of the study of history is to learn lessons from the errors of our predecessors and the precedents, consequently to avoid such recurrence of flaws.

Annually, nature’s wrath unceasingly, without prejudices has affected people around the world, especially citizens of a highly populated and a developing country like India are the worst affected.

Nature’s Anger is not new to mankind, every year natural calamities reports are vociferously broadcasted on every media channels, indicating the monetary loss, property and significantly, precious lives.

Unorganised-sector workers and migrants working on casual and irregular contracts are emerging as the most vulnerable community and are at great risk. Housing the homeless must continue until these displaced group of people can be re-housed in either their rehabilitated original dwellings or new permanent accommodations. Typical examples are large community halls.

These shelters may be required for periods extending to several months or even years, after the disaster, which often require facilities, services, and utilities such as electricity, sanitation, sewerage, roads, etc. Complementary support to shelters should come from all relevant stakeholders (e.g., local communities, Non-Governmental Organisations (NGOs), local politicians, and volunteers).

The pandemic caused by the coronavirus disease (COVID-19), the gravest health emergency of our times, is poised to disrupt social, economic and political systems and lives worldwide. COVID-19



confirmed cases in India stood at 95,698, with 3,025 deaths, 3.2 per cent case fatality and 0.22/100,000 population on 18 May 2020 [1]

As the announcement of lockdown with a notice of less than 4 hours spread, migrant workers were rendered instantly without work. Panic-stricken workers arrived at bus stops and highways in large crowds hoping to reach their distant rural homes. The point of the lockdown measure was to initiate 'social distancing' to prevent the spread of infection. But there was no way that the migrant workers could fulfil those conditions in their temporary, cramped urban homes without work, income or social protection. Their response to the directive for preventive confinement over the next days and weeks exposed the insecurity, uncertainty and precarity of their life and circumstances. At present, 400 million workers in the informal economy, constituting 90 per cent of India's workforce, are at risk of falling deeper into poverty. Outraged by the condition of the migrant workers, public policy academics have described the COVID-19 lockdown as 'the choice between virus and starvation' [2]

According to a Centre for Monitoring Indian Economy (CMIE) report, India's lockdown order led to a jump in unemployment rate from 21 per cent to 26 per cent in mid-April and a weekly decline in labour market participation (The Economic Times, 2020, April 29).

CMIE data show that the unemployment rate increased from 7.03 per cent in May 2019 to 23.98 per cent on 2 May 2020 [3]

The latest traumatic incident is the death of 16 migrant workers who were crushed to death by a goods train as they fell asleep exhausted on a railway track after walking for kilometres [4]

## GOVERNMENT PROVIDES RELIEF TO MIGRANT WORKERS

Migrant workers migrated, due to loss of jobs consequently resulting in being homeless, suffered starvation, hunger, poverty and humiliation. Given below are some of the reliefs announced by the government for poor and daily wagers.

### Finance Minister announces package worth Rs 1,70,000 crore for poor, daily wagers

- Under the Pradhan Mantri Gareeb Kalyan Ann Yojna (PMGKY) which is a part of the relief package, at least 80 crore poor people will be covered.
- Under the scheme, an additional **five kilos of rice/wheat** will be given to 80 crore individuals -- over the 5 kilo they already get -

- along with a **one-kilo pulse** per household for a period of three months.

- 8.69 crore farmers to be immediately benefited through direct cash transfers under Kisan Samman Nidhi. Instalment of **Rs 2,000 in the first week of April** would be transferred
- Wages under MNREGA will also be **increased by Rs 2000 per worker on an average** as additional income to help daily wage labourers.
- three crore senior citizens, persons with disabilities (Divyangs) and widows will get one-time additional amount of **Rs 1,000 in two instalments, to be given through DBT** over a period of three months.
- 20 crore Jan Dhan women account holders will be covered under the relief package and a compensation of **Rs 500 per month for the next three months**.
- **BPL families will get free cylinders for three months** under the Ujjawala scheme as well.
- collateral-free loans have been doubled to **Rs 20 Lakh for women self-help groups** under the Deen Dayal National Livelihood Mission. It will help seven crore women.
- government will **bear the cost of EPF contribution of both employer and employee (24 per cent)** for the next three months. However, this is only for those establishments which have up to 100 employees and 90 per cent of them earn less than Rs 15,000. This is like to benefit around 4.8 crore employees
- for the welfare of building and construction workers, the central government has passed orders to states to use funds worth **Rs 31,000 crore to provide relief**. This fund is likely to be used to augment medical testing, screening and providing better healthcare facilities[5]

### First dedicated COVID-19 hospital in Kerala inaugurated

The first dedicated COVID-19 hospital in Kerala, built by the Tata Group, was inaugurated here on Wednesday by Chief Minister Pinarayi Vijayan, who said it was an excellent example of how Public Private Partnership can be put to good use. Built by the Tata Group using prefabricated containers in just five months at a cost of Rs 60 crore, the 551 bed hospital has 36 ventilators for the patients.[6]



## RECKONER FOR FURTHER RESEARCH BY RESEARCHERS

- Government spent 1,70,000 crores
- In Public Private Partnership, Tata Group ( Top CSR Company ) at a cost of Rs 60 crore, could build a hospital in Kerala with 551 bed, 36 ventilators for patients, as well.

There are about 5650 talukas or Taluks or Tehesils in India. Talukas are the division of parts of the state and belong to a District. Villages are under a Taluka and Taluka Office is administering them.<sup>[7]</sup>

*Establishment of shelter homes with hospitals at every taluk, could be undertaken by the government to face future uncertainties and vulnerabilities at every taluk level, at an approximate project cost of 3,39,000 crores , with the help of all CSR categorized companies,*

*A thorough research could throw more light, on the project feasibility and the monetary burden or benefits, the government would face. Thereby India stands prepared to efficiently confront these eventualities, brought about naturally, by lessening government's administrative and management errors.*

## SUGGESTIONS

Establishment of Shelter Homes/Stay Homes/Rescue Centers accommodating 500 beds at taluk level must be undertaken to handle the disaster situations, which would have been a great relief to the migrant workers, consisting of whole family, to take on accommodation. Especially women belonging to different age group and their children had to face the brunt of the pandemic outbreak, irrespective of the health problems, that existed in them.

A committee or board has to be constituted under the Ministry of Social Welfare to monitor the effective functioning of these shelter homes during disaster times. These designated shelter homes would be beneficial for the beneficiaries for lodging and boarding purposes, alongwith sufficient space and time for recovery, rehabilitation and reconstruction from the fallen activity. The perfect ambience in these shelter homes, would dilute the stress level, avoiding panicked movements, buying, communication, travelling, etc among the citizens, diminishing the burden of law and order.

Benefactors would be convenient to meet the necessities of the beneficiaries in an organized manner, through Ministry of Social Welfare, where transparency and accountability of the transactions are evidently and factually reported. This desists unorganized agencies or individuals – felonies from amassing funds and materials, subtly for vested interests, in the name of benevolence.

## CONCLUSION

Varieties of news have emerged on the predicament of the migrant workers , especially women, vulnerable to certain health issues, over the past few months and the government had kept their fingers crossed, contemplating on a remedy for this pandemic.

History, suggests lessons to us not to commit the errors of our predecessors in handling such uncertainties, as natural disasters are not new to mankind. Every year in different locations, disasters are occurring challenging the very existence of mankind.

With the collaboration of Government and the CSR categories companies, establishment of shelter homes, consisting of medical facilities must be undertaken and ipso facto, it would certainly reduce the damages and loss of lives drastically, caused by these catastrophic disasters in the next few years.

## REFERENCES

1. Johns Hopkins Coronavirus Resource Centre. Case and mortality by countries. Retrieved from <https://coronavirus.jhu.edu/data/mortality>
2. Chen, M. (2020). To die from hunger or the virus. An all too real dilemma for the poor in India and (elsewhere). Retrieved from <https://www.wider.unu.edu/publication/die-hunger-or-virus>
3. Centre for Monitoring of Indian Economy (CMIE) . (2020). Unemployment rate in India. Retrieved from <https://unemploymentinindia.cmie.com/> (Centre for Monitoring of Indian Economy [CMIE], 2020).
4. Banerjee, S., Mahale, A. (2020). 16 Migrant workers run over by a goods train near Aurangabad in Maharashtra. Retrieved from <https://www.thehindu.com/news/national/othe-r-states/16-migrant-workers-run-over-by-goods-train-near-aurangabad-in-maharashtra/article31531352.ece>
5. <https://www.indiatoday.in/business/story/finance-minister-nirmala-sitharaman-live-updates-economic-relief-package-india-coronavirus-1659912-2020-03-26>
6. <https://health.economictimes.indiatimes.com/news/hospitals/first-dedicated-covid-19-hospital-in-kerala-inaugurated/78030316>
7. <https://soki.in/taluks>



# THE NUMERICAL SOLUTION BY THE METHOD OF DIRECT INTEGRALS OF DIFFERENTIATION OF EQUATIONS HAVE AN APPLICATION IN THE GAS FILTRATION THEOREM

**Abdujabbor Abdurazakov**  
 Candidate of Physics Sciences,  
 Associate Professor,  
 Ferghana Polytechnic Institute,  
 Uzbekistan,  
 Ferghana

**Nasiba Makhmudova**  
 Senior Lecturer,  
 Ferghana Polytechnic Institute,  
 Uzbekistan,  
 Ferghana

**Nilufar Mirzamakhmudova**  
 Senior Lecturer,  
 Ferghana Polytechnic Institute,  
 Uzbekistan,  
 Ferghana

Article DOI: <https://doi.org/10.36713/epra5368>

## ANNOTATION

*On the basis of the direct method and a combination of differential sweep, the article developed a calculated algorithm for solving gas filtration, thereby taking into account the convergence of the approximate solution to the exact one.*

**KEYWORDS:** *direct method, sweep method, differential equation, time step, convergence, approximate solution, error estimate.*

## ANALYSIS

The problems of non-stationary filtering are of theoretical and practical interest [1]. Consider gas filtration taking into account pressure and velocity relaxation

The problem is to find in the region  $\bar{\Omega} = \{0 \leq x \leq 1, 0 \leq t \leq T\}$  of a continuous function

$u(x, t)$  satisfying in the equation

$$\frac{1}{m(x)} \frac{\partial}{\partial x} \left( k(x) \frac{\partial u}{\partial x} \right) = M(x, t, u) \frac{\partial u}{\partial t} + f(x, t, u) + \int_0^t R(t, s) ds \quad (1)$$

Initial condition

$$u(x, 0) = \varphi(x), \quad x \in [0, 1], \quad (2)$$

The boundary conditions are chosen depending on the convergence of the integrals

$$\int_0^1 \frac{dx}{k(x)} \quad \text{and} \quad \int_0^1 \frac{\int_0^x m(\xi) d\xi}{k(x)} dx$$

If  $\int_0^1 \frac{dx}{k(x)} < +\infty$ , then

$$k(x) \frac{\partial u}{\partial x} \Big|_{x=0} = k(x) \frac{\partial u}{\partial x} \Big|_{x=1} = 0 \quad (3)$$

If  $\int_0^1 \frac{dx}{k(x)} = +\infty$ ,  $\int_0^1 \frac{\int_0^x m(\xi) d\xi}{k(x)} dx < +\infty$ , then the conditions for  $x = 0$  are replaced by the condition

$$\left| u(x, 0) \Big|_{x=0} \right| < +\infty \quad (4)$$

Here  $k(x)$ ,  $m(x)$ ,  $f(x, t, u)$ ,  $M(x, t, u)$ ,  $R(t, s)$  - the given functions in the field of changing their arguments,  $k(0) = 0$ ,  $k(x)$  and  $m(x)$  moreover, are positive for  $x > 0$ ,  $M(x, t, u) \geq m_0$  in the field  $\{0 \leq x \leq 1, 0 \leq t \leq T, |u| < +\infty\}$ .

We assume that all known functions in the  $\bar{\Omega}$  equation are sufficiently  $t = t_j$  smooth  $t_j = j\tau$ ,  $j = 1, \dots, N$ ,  $N = \left\lfloor \frac{T}{\tau} \right\rfloor$

We denote by the  $u_j(x)$  approximate value of the desired function on the line  $t = t_j$ . We approximate the problems by the following scheme

$$\frac{1}{m(x)} \frac{d}{dx} \left( k(x) \frac{du_j}{dx} \right) = M(x, t_j, u_{j-1}) \delta_t u_j + f(x, t_j, u_{j-1}) + \tau \sum_{i=0}^{j-1} R_{j,i} u_i, \quad (5)$$

$$j = \overline{1, n},$$

$$u_0(x) = \varphi(x)$$

If  $\int_0^1 \frac{dx}{k(x)} < +\infty$ , then the boundary conditions



$$k(x) \frac{du_j}{dx} \Big|_{x=0} = k(x) \frac{\partial u_j}{\partial x} \Big|_{x=1} = 0 \quad j = \overline{1, n} \quad (6)$$

And if  $\int_0^1 \frac{dx}{k(x)} = +\infty$ ,  $\int_0^x \frac{m(\xi) d\xi}{k(x)} < +\infty$

then the conditions for  $x = 0$  replaced by conditions

$$\|u_j(x)\|_{x=0} < +\infty, \quad j = \overline{1, n} \quad (7)$$

Where

$$\delta_i - u_j = \frac{u_j - u_{j-1}}{\tau}, \quad j = \overline{1, N}$$

Problem (1) - (7) is solved sequentially from layer to layer starting  $j = 1$ , and each time there is a unique solution corresponding to the boundary value problem (1) - (2) [1].

Estimating the solutions to problem (1) - (7), we obtain

$$\|u_j(x)\| \leq \left| \frac{\frac{-M(x, t_j, u_{j-1})}{\tau} u_{j-1} + \tau \sum_{i=0}^{j-1} R_{j,i} u_i + f(x, t_j, u_{j-1})}{\frac{-M(x, t_j, u_{j-1})}{\tau}} \right| \leq (1 + c_2 T \tau) \|u\|_{j-1} + c_1 \tau, \quad j = \overline{1, n}$$

Hence

$$\|u\|_j \leq (1 + c_2 T \tau) \|u\|_{j-1} + c_1 \tau, \quad j = 1, \dots, N$$

where

$$\|u\|_j = \max_{1 \leq k \leq i} |u_k|; \quad \|\circ\| = \max |\circ|, \quad j = 1, \dots, N$$

then easy to get  $\|u\|_N \leq \|\varphi\| e^{c_2 T^2} + \frac{c_1}{T c_2} (e^{c_1 T^2} - 1)$

and also  $\|u_j\| \leq \|\varphi\| e^{c_2 T^2} + \frac{c_1}{T c_2} (e^{c_1 T^2} - 1)$  for all  $j = 1, \dots, N$

Where the constants and - depend only on the given functions. The estimate is based on the maximum principle [1], [3].



Similarly, we prove the uniform boundedness of the following quantities.

$$\left| \delta_t u_j \right|, \left| k(x) \frac{du_j}{dx} \right|, \left| \frac{1}{m(x)} \frac{d}{dx} k(x) \frac{du_j}{dx} \right|, \left| \delta_t (\delta_t u_{j-1}) \right|, \left| k(x) \frac{d\phi_j}{dx} \right|, \left| \frac{1}{m(x)} \frac{d}{dx} k(x) \frac{d\phi_j}{dx} \right|$$

for all  $j = 1, \dots, 10$ ,  $\phi_j = \delta_t u_j$

Uniform limited functions  $\left| \frac{du_j}{dx} \right|, \left| \frac{d\phi_j}{dx} \right|$  depending on  $\lim_{x \rightarrow 0} \int_0^x \frac{dx}{k(x)}$

Let  $\lim_{x \rightarrow 0} \int_0^x \frac{dx}{k(x)}$  it exist and be finite.

We write analytically the linear extension formula

$$E^\tau(x, t) = \frac{t - t_{j-1}}{\tau} u_j(x) + \frac{t_j - t}{\tau} u_{j-1}, \quad j = 1, \dots, N$$

We construct functions  $u^\tau(x, t)$ ,  $u_t^\tau(x, t)$ ,  $k(x)u_x^\tau$ ,  $\frac{1}{m(x)} \frac{\partial}{\partial x} k(x) \frac{\partial u^\tau}{\partial x}$  using linear extension for  $t \in [t_{j-1}; t_j]$ ,  $j = \overline{1, N}$

The resulting family depends on the way the segment is split  $[0, T]$ .

The estimates obtained  $\Omega$  imply uniform roundedness and equidistant continuity in, a family of functions  $u^\tau(x, t)$ ,  $u_t^\tau(x, t)$ ,  $k(x)u_x^\tau$

These families are compact in uniform convergence. Therefore, it is possible to choose a sequence  $\{\tau_j\}$  such that  $\tau_j \rightarrow 0$ , and the sequence  $\{u^{\tau_j}\}$ ,  $\{u_t^{\tau_j}\}$ ,  $\{k(x)u_x^{\tau_j}\}$  converges uniformly in  $\Omega$  and it follows that the sequence  $\{u^{\tau_j}\}$  converges equally in the region  $\Omega_\delta = \{\delta \leq x \leq 1, 0 \leq t \leq \tau\}$  where  $0 \leq \delta \leq 1$ . Due to randomness  $\delta$ , we conclude that,  $\{u_x^{\tau_j}\}$  converges at  $\tau_j \rightarrow 0$  at each point  $\Omega_\delta = \{\delta \leq x \leq 1, 0 \leq t \leq T\}$ .

In view of the linear extension formula, we have

$$\frac{1}{m(x)} \left( k(x)u_x^\tau \right)_x - M(x, t, u^\tau) u_t^\tau - f(x, t, u^\tau) - \int_0^1 R(t, s) u^\tau(x, s) ds = \varepsilon(\tau)$$

$$k(x)u_x^\tau \Big|_{x=0} = k(x)u_x^\tau \Big|_{x=1} = 0$$

Where  $\varepsilon(\tau) \rightarrow 0$  in  $\tau \rightarrow 0$ .

Passing to the limit in the chosen sequence, which  $u(x, t)$  satisfies  $\Omega$  Eq. (1) and with condition (2), (3).



Suppose  $\lim_{x \rightarrow +0} \int_0^x \frac{du}{k(u)} = +\infty$ , then it can easily be established that

$$|u^\tau(x'', t'') - u^\tau(x', t')| \leq c_1 |\sigma(x'') - \sigma(x')| + \mu_0 (t'' - t') \quad \text{where } c_1, \mu_0 \text{ -is some constant.}$$

Here  $\sigma(x) = \int_0^x \frac{m(\eta) d\eta}{k(\xi)}$ , an increasing absolutely continuous function in  $[0, 1]$ .

Reasoning as in the proof  $\int_0^1 \frac{dx}{k(x)} < +\infty$ , we come to the assertion that in the domain  $\Omega$  there exists a solution to equation (1) satisfying the initial conditions (2) and boundary by conditions (3) - (4).

The numerical implementation of the solution of problems (5) - (6) will use the modified sweep method [1],

Direct sweep: to construct a numerical solution  $\alpha_j(x), \beta_j(x)$  in the field  $\{0 \leq x \leq \delta\}$ ,  $\delta$  - of a sufficiently small number, by the formulas

$$\alpha_j(x) = \frac{1}{V_j(x)} \left( 1 + \int_0^x m(\xi) \frac{M(\xi, t_j, u_{j-1})}{\tau} V_j(\xi) d\xi \right),$$

$$\beta_j(x) = \frac{1}{V_j(x)} \left( 1 + \int_0^x \left( m(\xi) \frac{-M(\xi, t_j, u_{j-1})}{\tau} u_{j-1} + \tau \sum_{i=0}^{j-1} R_{i,j} u_i + f(\xi, t_j, u_{j-1}) \right) d\xi \right)$$

where  $V_j(x) = 1 + \int_0^x \frac{m(\xi) \frac{M(\xi, t_j, u_{j-1})}{\tau}}{k(h)} dh$

We seek the solution of integral equations in the form of a series.

$$V_j(x) = \sum_{j=0}^{\infty} \sigma_j(x), \quad j = \overline{1, N}$$

$\sum_{j=0}^{\infty} \sigma_j(x)$  - the series converges uniformly.

By the method of successive approximations, the terms of the series are determined by the following relations

$$\sigma_0 = 1, \quad \sigma_j(x) = 1 + \int_0^x \frac{m(\xi) \frac{M(\xi, t_j, u_{j-1})}{\tau} \sigma_{j,k-1}(\xi) d\xi}{k(h)} dh \quad j = 1, 2, \dots, N$$

$\sigma_j(x)$  absolute continuous and monotonically increasing function. To calculate the integrals involved in the recurrence relations, the method of singling out features proposed by Kontorovich is used

After finding  $\alpha_j(x)$  and  $\beta_j(x)$ ,  $j = \overline{1, N}$  on the interval  $[\delta, 1]$  using the Runge-Kutta method, we solve the system of equations

$$\begin{cases} \alpha_j^x(x) = m(t) \frac{M(x, t_j, u_{j-1})}{\tau} u_{j-1} \frac{\alpha_j^2}{k(x)} \\ \beta_j'(x) = \left[ \frac{M(x, t_j, u_{j-1})}{\tau} + \tau \sum_{j=1}^{j_2} R_j u_j + f(x, t_j, u_{j-1}) \right] m(x) - \frac{\alpha_j(x) \beta_j(x)}{k(x)} \end{cases}, \quad j = \overline{1, N}$$

with initial condition

$$\begin{aligned} \alpha_j(x) \Big|_{x=\delta} &= \alpha_j(\delta) \\ \beta_j(x) \Big|_{x=\delta} &= \beta_j(\delta), \quad j = 1, \dots, N \end{aligned}$$

Reverse run:

We consider the equation in the form

$$\frac{du_j}{dx} = \frac{M(x, t_j, u_{j-1})u_j + \left( \frac{-M(x, t_j, u_{j-1})}{\tau} u_{j-1} + \tau \sum_{i=1}^{j-1} R_{i,j} u_i + f(x, t_j, u_{j-1}) \right)}{k(x)}$$

Under the initial condition

$$u_j(1) = -\frac{\beta_j(1)}{\alpha_j(1)}, \quad j = 1, \dots, N$$

This equation has singularities for  $x \rightarrow +0$

If  $\lim_{x \rightarrow +0} \int_0^x m(\zeta) \frac{\mu(\xi, t_j, u_{j-1})}{k(x)} d\xi$  (\*) exists, of course, it can be eliminated by calculating the limits

$\lim_{x \rightarrow +0} \frac{\alpha_j(x)}{k(x)}$  and  $\lim_{x \rightarrow +0} \frac{\beta_j(x)}{k(x)}$  of  $j = 1, \dots, N$ . Eliminating these features, we find a solution according to the

Runge-Kutta method for  $j = 1, \dots, N$

If it does not exist, then we first construct the solution of the equation in the region  $\{\delta \leq x \leq 1\}$ , according to the Runge-Kutta method

Then using the built.



$$U_j(x) = \left( \frac{u_j(\delta)}{V_j(\delta)} - \int_x^\delta \frac{\left( \frac{-M(x, t_j, u_{j-1})}{\tau} u_{j-1} + \tau \sum_{i=1}^{j-1} R_{i,j} u_i + f(x, t_j, u_{j-1}) \right)}{k(\xi) V_j(\xi)} d\xi \right) V_j(x), \quad j = 1, \dots, N$$

We find  $u_j(x)$  in the area  $[0, \delta]$ ,  $j = 1, \dots, N$

We propose one of the possible methods for the numerical solution of problem [1] and [6].

Note: An approximate solution constructed by the method of lines converges to an exact solution with a speed  $O(\tau)$  where is a time step  $\tau$

### LITERATURE

1. Abdurazakov A. *Sxodimost metoda pryamyx dlya integer-differentialnyx uravneniy. V sb. "Vychislitel'naya matematika I matematicheskaya statistika", issue 8, 1979, MGPX*
2. Abdurazakov A, Makhmudova N, Mirzamakhmudova N. *Solutions of a multi-point boundary value problem of gas filtration in multilayer layers with relaxation taken into account. Universum: technical sciences: electronic scientific journal 2019 №11 (68) p5-9*
3. Bobkov V.V. Liskovets O.A. *Point estimates in the Rothe method. Differential Equations 2, 1966, No. 5 p 140-640*





# RELATIONSHIP BETWEEN TWO GIANT EAST ASIAN COUNTRIES' EXCHANGE RATES AND STOCK PRICES IN INDIA

**Dr. Mohd. Asif Khan<sup>1</sup>**

<sup>1</sup> Associate Professor,  
Department of Commerce,  
Aligarh Muslim University,  
Aligarh, UP,  
India

**Dr. Mohammad Athar Noor<sup>2</sup>**

<sup>2</sup> Research Associate,  
Department of Commerce,  
Aligarh Muslim University,  
Aligarh, UP,  
India.

**Dr. Mohd Motasim Ali Khan<sup>3</sup>**

<sup>3</sup> Research Assistant,  
Department of Commerce,  
Aligarh Muslim University,  
Aligarh, UP,  
India

---

## ABSTRACT

*The broad objective of this study is to analyse the long-term relationship and short term dynamic inter-linkages between two giant East Asian countries' exchange rates and stock prices in India. This paper is based on 10 years' daily data i.e. from 1 Jan 2010 to 31 Dec 2019 of nominal exchange rates of Chinese YAUN, Japanese YEN and daily closing values of Nifty 50. In this study, Augmented Dickey-Fuller (ADF) is applied to test stationarity of data and it is found stationary at first difference. Karl Pearson correlation test is used to find the correlating relationship between the variables and it is found that both the variables are not correlated significantly. Johansen's co-integration test is applied to determine the long-run equilibrium relationship between the variables which revealed that there exist co-integration relationship (long-term balance) between exchange rate and stock prices. Granger causality test is employed to determine the causality and short-term relationship between the variables and the result revealed unidirectional causality running from exchange rate to stock prices, indicates that the volatility that occurred in the exchange rate will cause volatility in stock prices.*

**KEYWORDS:** Co-integration, Causality, Exchange rates, Investment, Stock prices

---

## INTRODUCTION

The issue of whether stock prices and exchange rates are related or not has received considerable attention after the East Asian crises. During the crises the countries affected saw turmoil in both currency and stock markets. If stock prices & exchange rates are related & the causation runs from exchange rates to stock prices, then crises in the stock markets can be prevented by controlling the exchange rates. Also, developing countries can exploit such a link to attract/stimulate foreign portfolio investment in their own countries. Similarly, if the causation runs from stock prices to

exchange rates then authorities can focus on domestic economic policies to stabilize the stock market. If the two markets/prices are related, then investors can use this information to predict the behaviour of one market using the information of other market. Thus, we analyse the long-run relationship & short-term dynamic inter-linkages between Indian stock prices and foreign exchange rate.

## LITERATURE REVIEW

### *International Empirical Studies*

Numerous international studies were conducted which examined the relationship between



stock market prices and foreign exchange rate. They are as follows:

**Franck and Young (1972)** was the first study that examined the relationship between stock prices and exchange rates. They use six different exchange rates and found no relationship between these two financial variables.

**Aggarwal (1981)** explored the relationship between changes in the dollar exchange rates and change in indices of stock prices. He uses monthly U.S. stock price data and the effective exchange rate for the period 1974-1978. His results, which were based on simple regressions, showed that stock prices and the value of the U.S. dollar is positively related and this relationship is stronger in the short run than in the long run.

**Solnik (1987)** examined the impact of several variables (exchange rates, interest rates and changes in inflationary expectation) on stock prices. He uses monthly data from nine western markets (U.S., Japan, Germany, U.K., France, Canada, Netherlands, Switzerland, and Belgium). He found depreciation to have a positive but insignificant influence on the U.S. stock market compared to change in inflationary expectation and interest rates.

**Soenen and Hanniger (1988)** employed monthly data on stock prices and effective exchange rates for the period 1980-1986. They discover a strong negative relationship between the value of the U.S. dollar and the change in stock prices. However, when they analyzed the above relationship for a different period, they found a statistical significant negative impact of revaluation on stock prices.

**Mohsen Bahmani-Oskooee and Ahmad Sohrabian (1992)** analyzed the long-run relationship between stock prices and exchange rates using co-integration as well as the casual relationship between the two by using Granger causality test. They employed

monthly data on S&P 500 index and effective exchange rate for the period 1973-1988. They concluded that there is a dual causal relationship between the stock prices and effective exchange rate, at least in the short-run. But they were unable to find any long run relationship between these variables.

**Eli Bartov and Gordon M. Bodnor (1994)** concluded that contemporaneous changes in the dollar have little power in explaining abnormal stock returns. They also, found a lagged change in the dollar is negatively associated with abnormal stock returns. The regression results showed that a lagged change in the dollar has explanatory power with respect to errors in analyst's forecasts of quarterly earnings.

**Ajayi and Mougoue (1996)** show that an increase in aggregate domestic stock price has a negative short-run effect on domestic currency value but in the long-run increases in stock prices have a positive effect on domestic currency value. However,

currency depreciation has a negative short-run effect on the stock market.

**Yu Qiao (1997)** employed daily stock price indices and spot exchange rates obtained from the financial markets of Hong Kong, Tokyo, and Singapore over the period from January 3, 1983 to June 15, 1994 to examine the possible interaction between these financial variables. His results, based on the Granger causality test, show that the changes in stock prices are caused by changes in exchange rates in Tokyo and Hong-Kong markets. However, no such causation was found for the Singapore market. On the reverse causality from stock prices to exchange rates, his results show such causation for only Tokyo market.

**Issam S.A. Abdalla and Victor Murinde (1997)** applied co-integration approach to examine the long-run relation between stock price index and the real effective exchange rate for Pakistan, Korea, India and Philippines. They use month data from January 1985 to July 1994. Their study found no long-run relationship for Pakistan and Korea but did find a long-run relationship for India and Philippines. They also examine the issue of causation between stock prices and exchange rates. Using standard Granger causality tests they found a unidirectional causality from exchange rates to stock prices for both Pakistan and Korea.

**Clive W.J Granger, Bwo-Nung Huang and Chin Wei Yang (1998)** examined the causality issue using Granger causality tests and Impulse response function for nine Asian countries. They use daily data for the period January 3, 1986 to November 14, 1997. The countries included in their study are: Hong Kong, Indonesia, Japan, South Korea, Malaysia, Philippines, Singapore, Thailand and Taiwan. For Japan and Thailand. They found that exchange rates lead stock prices with positive correlation. The data from Taiwan suggests stock prices leads exchange rates with negative correlation. No relationship was found for Singapore and bi-directional causality was discovered for the remaining countries.

**Amare and Mohsin (2000)** examined the long-run association between stock prices and exchange rates for nine Asian countries (Japan, Hong Kong, Taiwan, Singapore, Thailand, Malaysia, Korea, Indonesia, and Philippines). They use monthly data from January 1980 to June 1998 and employed co-integration technique. The long-run relationship between stock prices and exchange rates was found only for Singapore and Philippines.

**Ramasamy and Yeung (2002)** examine the links between the foreign exchange and stock markets and their implications for capital controls in six Asian countries over the period 1995-2001 and find that there are inconsistent results for bivariate causality between stock prices and exchange rates.



**Ibrahim and Aziz (2003)** employ co-integration analysis and vector auto regression modelling. Authors use monthly data from January 1977 to August 1998. They investigate the interactions between Malaysian equity market and four macroeconomic variables; real output, price level, money supply and exchange rate. Their results show that unstable interactions between the stock prices and exchange rates exist during the crisis period. In addition to this, they note that they doubt whether the Asian crisis has changed the relationships among variables.

**Hatemi-J and Roca (2005)** selected four countries as a sample; Malaysia, Indonesia, Philippines and Thailand and employed bootstrap causality tests. The authors point out that in the non-crisis period there is a significant interaction between stock prices and exchange rates in all countries with the exception of Philippines.

**Pan, Chi-Wing Fok and Y. Liu (2007)** investigated the causal relationship between exchange rates and stock prices for Hong Kong, Japan, Korea, Malaysia, Singapore, Taiwan, and Thailand. They use data over the period between January 1988 and October 1998. They examined the issue for the two sub periods: before the 1997 Asian financial crisis period and the crisis period. Their results show that causality runs from exchange rates to stock prices for Hong Kong, Japan, Korea, Singapore, Taiwan and Thailand during the Asian crisis. The results indicate that the causality runs from stock prices to exchange rates for Hong Kong, Korea and Singapore while they also observe causality in the opposite direction in Hong Kong, Japan, Malaysia and Thailand in pre-crisis period.

**Oguzhan and Erdal (2009)** investigate the causal relationship between stock prices and exchange rates, using data from 23 February 2001 to 11 January 2008 about Turkey. The reason of selecting this period is that exchange rate regime is determined as floating in this period. The results of empirical study using VAR model (Sims 1980) indicate that there is bidirectional causal relationship between exchange rate and all stock market indices. Yet, this study doesn't explore the period post subprime crises, and used an old and antic model.

**Charles et al. (2011)** made a study to investigate the relationship between stock prices and exchange rate movement in seven African countries among Tunisia. They used vector error correction model (VECM) co-integration and impulse response analysis to determine the long and short-run linkages between stock prices and exchange rates. Co-integration analyses indicate a long-run relationship between stock prices and the exchange rate in Tunisia, where exchange rate depreciation drives down stock prices. A short-run error-correction model also shows similar results.

**Lu Sui, Lijuan Sun (2016)** aimed to examine the dynamic relationship between local stock market returns, exchange rates, the BRICS zone (Brazil, Russia, India, China, and South Africa). The authors have been able to find significant effects between exchange rates and stock market returns by the VAR model, suggesting that exchange rate volatility can affect the performance of a firm or an industrial sector. Thus, an appropriate exchange rate can stabilize the stock market, especially during the financial crisis.

#### *National Empirical Studies*

Following are the Indian studies that examined the relationship between stock prices and foreign exchange:

**Wu (2000)** did a study using stock prices and exchange rates of Singapore and portrayed a unidirectional causality from exchange rates to stock prices. Yamini Karmarkar and G Kawadia tried to investigate the relationship between RS/\$ exchange rate and Indian stock markets. Five composite indices and five sectoral indices were studied over the period of one year: 2000. The results indicated that exchange rate has high correlation with the movement of stock markets.

**Granger, et al; (2000)** examined the relationship between stock prices and exchange rate during January 1986-June 1998 and found that stock market prices of India and exchange rate had not revealed any recognizable pattern of causality between those time series.

**Apte (2001)** investigated the relationship between the volatility of the stock market and the nominal exchange rate of India by using the EGARCH specifications on the daily closing USD/INR exchange rate, BSE 30(SENSEX) and NSE 50(NIFTY) over the period from 1991 to 2000. The study suggested that there appears to be a spillover from the foreign exchange market to the stock market but not the reverse.

**Muhammed and Rasheed (2002)** explore the interaction between stock prices and exchange rates for four South Asian countries; Bangladesh, Sri Lanka, India and Pakistan. They perform a co-integration test, error correction modelling and a Granger causality test for the time span between January 1994 and December 2000. However, they find no association between the variables for Pakistan and India while bidirectional long-run causality in the Bangladesh and Sri Lanka data is observed. They conclude that the variables are unrelated in the short-run for the countries that they selected.

**Bhattacharya and Mukherjee (2003)** investigated Indian markets using the data on stock prices and macroeconomic aggregates in the foreign sector including exchange rate concluded that there is no significant relationship between stock prices and the exchange rates.



**Nath and Samanta (2003)** examined the dynamic linkages between the foreign exchange and stock market of India, he employed the Granger causality test on daily data during the period March 1993 to December 2002. The empirical findings of the study suggest that these two markets did not have any causal relationship. When the study extended its analysis to verify if liberalization in both the markets brought them together, it found no significant causal relationship between the exchange rate and stock price movements, except for the years 1993, 2001 and 2002 during when a unidirectional causal influence from stock index return to return in forex market is detected and a very mild causal influence in the reverse direction is found in some years such as 1997 and 2002.

**Muhammad and Rasheed (2003)** examined the relationship between stock prices and exchange rates of four South Asian countries named as Bangladesh, India, Pakistan and Sri Lanka and found that there is no significant relationship between the variables either in short-run or long run in Pakistan and India.

**Nath et al; (2003)** also examined the dynamic linkages between the stock market prices and foreign exchange rate with Granger causality test for the period from March 1993 to November 1995. The study showed that returns of stock market and foreign exchange rate were not inter-related and pointed out that the stock market returns have causal influence exchange rate returns with possibility of mild influence in reverse direction.

**Rahman et al; (2009)** examined the interactions between BSE stock prices and exchange rates during January 2003-June 2008 by using Granger causality test and found that there was no causal relationship between stock prices and exchange rate.

**Agrawal, Kumar Srivastav and Srivastava (2010)** applied Granger causality test to examine the dynamics between Nifty returns and the Indian Rupee-USD exchange rates, using daily data for the period between October 2007 to March 2009. Their results support unidirectional causality running from stock returns to exchange rates with a negative correlation.

**Basher, Haug & Sadorsky (2012)** used structural vector auto regression model to investigate the relationship between exchange rate and stock prices. The study finally concluded that the increase in oil prices led to decrease in emerging stock market prices and that had resulted with an increase in foreign exchange rate.

**Razvan and stefanescu and Ramona Dumitriu (2013)** explored that the influence of the foreign exchange rates variations on the returns and volatility of the stock prices from the Romanian capital market for the period of the January 2000-December 2012. It is concluded that influence of foreign exchange rates variation on the returns depend on various factors

like capital inflows, the global crisis effects the perceptions of the national economy.

**Sinha et al; (2015)** studied the effect of exchange rate from the period January 2006-March 2012 on BSE Sensex index, BSE Oil & Gas sector index and BSE IT sector index by using least square regression model and found negative and insignificant interactions between foreign exchange rate and stock returns.

**Anshul and Biswal (2016)** conducted a study on the relationship between global prices of gold, crude oil, the USD-INR exchange rate, and the stock market in India. Based on the 10-year daily data, they used the DCC-GARCH models (Dynamic Conditional Correlation, Engle (2002)) to study the relationship between the exchange rate and the Sensex30 Indian stock index, which indicates that there is a correlation between these two variables. Their results showed that a depreciation of the Indian Rupee causes a fall in Sensex30. During the same year, Lu Sui, Lijuan Sun aimed to examine the dynamic relationship between local stock market returns, exchange rates, the BRICS zone (Brazil, Russia, India, China, and South Africa). The authors have been able to find significant effects between exchange rates and stock market returns by the VAR model, suggesting that exchange rate volatility can affect the performance of a firm or an industrial sector. Thus, an appropriate exchange rate can stabilize the stock market, especially during the financial crisis

## RESEARCH GAP

Though there are number of studies regarding the relationship between stock prices and exchange rates of developed countries still very few studies were conducted in the context of Indian economy, the issue is gaining importance in recent years. In India, though stock market investment does not constitute a very significant portion of total household savings compared to other form of financial assets, it may have a significant impact on exchange rate movement as FII investment has played a dominant role. The results, however, are tentative and there is a need to undertake an in-depth research to address the issue.

Empirical studies also provide contradictory evidence for example, Ibrahim and Aziz (2003), Kim (2003) and Tian and Shiguang (2010) note that there is essentially a long-term equilibrium relationship between stock price and exchange rate. On other hand, Bahmani-Oskooee and Sohrabian (1992), Nieh and Leeb Chung (2001) and Smyth and Nandha (2003) argue that this relationship is merely short term. Mishra (2004) finds that there is no causal relationship between the returns on exchange rate and stock return in India; and Komain contends that stock prices and exchange rates do not exhibit any long run relationship in Thailand. A number of factors have





influenced the results such as the methodologies used in these studies, the time period of the data and the context specific factors (countries financial regulations and investor preferences and incentives). Due to these mixed results there is a need of study in depth to explore the real relationship between stock market and exchange rate by employing more sophisticated econometric tools. So in this study we will try to explore the relationship between the variables using latest data for 10 years and using latest econometric tools.

Moreover, most of the studies took US dollar as proxy for the foreign exchange rate while in this study we take Chinese YAUN and Japanese YEN as a proxy for exchange rate.

As far as methodology is concerned most of the studies found causal linkages for short term. They used Granger Causality econometric model. In this respect our study is different as we also analyse long term relationship between both the variables using Johansen Co-integration econometric regression model.

As per our best knowledge there is no study in Indian context which analyse lead and lag relationship between stock prices and foreign exchange. So in this study we also analyse this lead and lag relationship if it occurs.

### OBJECTIVES OF THE STUDY

1. To investigate the long run relationship between East Asian foreign exchange rate and stock prices in India.
2. To see whether there exist short term causal linkages between the two markets.

### DATA

We use 10 years' daily data i.e. from 1 Jan 2010 to 31 Dec 2019 of nominal exchange rates of Chinese YAUN, Japanese YEN and daily closing values of Nifty 50, an index of Indian National Stock Exchange. Chinese YAUN and Japanese YEN has been used as a proxy of East Asian countries' exchange rates. All exchange rates are expressed in terms of local currency i.e. Indian rupee. We transform all the data series into natural log form to smooth the financial series.

### RESEARCH METHODOLOGY

We use correlation Test for measuring closeness of a linear relationship between variables. Then we conduct Unit Root Test since the stationary property of a series is the premise for other techniques. The co-integration test measures the relationships between Indian stock market and foreign exchange in the long run while Granger-causality is used to examine the short term aspects. If co-integration is found, it means even if a set of variables are non-stationary, they never drift apart in

the long run. In contrast, if they have a lack of co-integration, they have no long-run links.

### Correlation Test

There are many possible measures of co-movement, and correlation is a standardized measure of a closeness of a linear relationship between two variables. Correlation is computed into what is known as the correlation coefficient, which ranges between -1 and +1. Two variables that are perfectly positively correlated (a correlation coefficient of +1) move in tandem in the same direction, either up or down. In contrast, perfect negative correlation means that if one variable moves in one direction the other variable that is perfectly negatively correlated will move by an equal amount in the opposite direction. Finding perfect positive or perfect negative correlations is rather unusual; most variables are correlated along the spectrum between more than -1 and less than 1. Two variables that have correlations coefficient of 0 are said to be uncorrelated. In terms of portfolio theory, the concept of correlation is useful if the returns of stock markets are negatively correlated, which stabilizes portfolio returns.

### ADF Unit Root Test

Co-integration analysis requires that time series should be integrated of the same order. We will examine stationarity of time series by using unit root tests. We will employ Augmented Dickey-Fuller Test for said purpose. The Augmented Dickey Fuller test examines the presence of a unit root in an autoregressive model. A simple AR (1) model is

$$y_t = \rho y_{t-1} + u_t,$$

Where  $y_t$  is the variable of interest,  $t$  is the time index,  $\rho$  is a coefficient and  $u_t$  is the disturbance term. The regression model can be written as:

$$\Delta y_t = (\rho - 1)y_{t-1} + u_t = \delta y_{t-1} + u_t,$$

Where,  $\Delta$  is the first difference operator. This model can be estimated and testing for a unit root is equivalent to testing  $\delta = 0$ .

A financial time series is said to be integrated of one order, i.e.,  $I(1)$ , if it becomes stationary after differencing once. If two series are integrated of order one, there may have a linear combination that may be stationary without differencing. If said condition fulfils then these are called co-integrated.

### Co-integration Test

Once we have determined that our series are integrated of the same order, we are ready to perform co-integration tests. Johansen-Juselius (JJ) (1990) test is used to find the co-integration vectors. It is based on the maximum likelihood estimation in a VAR model. If we have a set of  $g$  variables ( $g \geq 2$ ) which are integrated of first order  $I(1)$  and thought to be co-integrated, a VAR model with  $k$  lags containing these variables could be set up:

$$y_t = \beta_1 y_{t-1} + \beta_2 y_{t-2} + \dots + \beta_k y_{t-k} + u_t$$



For Johansen test to be used, the above VAR needs to be transformed into a vector error correction model (VECM) of the following form:

$$\Delta y_t = \Pi y_{t-1} + \Gamma_1 \Delta y_{t-1} + \Gamma_2 \Delta y_{t-2} + \dots + \Gamma_{k-1} \Delta y_{t-(k-1)} + u_t$$

where  $\Pi = (\sum_{j=1}^k \beta_j) - I_g$  and  $\Gamma_j = (\sum_{j=1}^k \beta_j) - I_g$

This VAR model contains  $g$  variables in first differenced form on the LHS, and  $k-1$  lags of the dependent variables (differences) on the RHS, with a  $\Gamma$  coefficient matrix. As Johansen test can be affected by the lag length used in the VECM, it is important to select an optimal lag length.

Johansen test centre's around an examination of the  $\Pi$  matrix. In equilibrium, all the  $\Delta y_{t-1}$  will be zero and assuming error terms,  $u_t$ , to be at its expected value of zero, we will have  $\Gamma y_{t-k} = 0$ . From this follows interpretation of  $\Pi$  as a long-run coefficient matrix. The test of co-integration between the variables is calculated by looking at the rank of the  $\Pi$  matrix through its Eigen values (characteristic roots). The number of Eigen values that are different from zero determines the rank of a matrix (Rec, 2009).

There are two test statistics for co-integration under Johansen methodology: trace statistic ( $\lambda_{trace}$ ) and the Max-Eigen value statistic ( $\lambda_{max}$ ). The test statistics are formulated in the following way:

$$\lambda_{trace}(r) = -T \sum_{i=r+1}^k \ln(1 + \hat{\lambda}_i), \text{ and}$$

$$\lambda_{max}(r, r+1) = -T \ln(1 - \hat{\lambda}_{r+1})$$

Where  $r$  is the number of co-integrating vectors under the null hypothesis ( $r=0, 1, k-1$ ),  $k$  represents number of variables in the system,  $T$  is number of observations, and  $\hat{\lambda}_i$  is the estimated value for the  $i^{th}$  ordered Eigen value (characteristic root) obtained from the estimated  $\Pi$  matrix.  $\lambda_{trace}$  is a joint test where the null hypothesis is that the number of co-integrating vectors is less than or equal to  $r$  against the alternative hypothesis that there are more than  $r$ .  $\lambda_{max}$  conducts separate tests on every Eigen value and the null hypothesis is that the number of co-integrating vectors is less is  $r$  against the alternative hypothesis that there is  $r+1$  (Rec, 2009).

### BIVARIATE CO-INTEGRATION TEST

Bivariate Autoregressive process will indicate pair wise co-integration in between the specified data set of series. This model will determine the level of long run relationship among two variables. This equation is used to know the long run effects of one variable on other variables for the specified study period.

$$W_t = K_0 + \sum_{i=1}^n K_i w_{t-i} + \sum_{i=1}^n \delta_i V_{t-i} + \epsilon_t$$

$$U_t = L_0 + \sum_{i=1}^n L_i U_{t-i} + \sum_{i=1}^n f_i U_{t-i} + \epsilon_t$$

$W_t$  and  $U_t$  are the stationary series  $K_0$  and  $L_0$  constants

$$U_t = L_0 + \sum_{i=1}^n L_i U_{t-i} + \sum_{i=1}^n f_i U_{t-i} + \epsilon_t$$

### GRANGER CAUSALITY ANALYSIS

According to representation of Granger theorem, if two variables are co-integrated, then there will be at least one direction or unidirectional granger causality must exist which tend to the consequences to find the relationship by error correction model (ECM). Granger causality test is used to determine short term causality relation among variables and direction. So by employing pair-wise Granger causality test technique is helpful to identify each factor causal relationship. Lag is selected to get appropriate results which are user specified. The time series variables are not stationary at  $I(0)$  and no co-integration exist among variables then it would be converted by taking first difference  $I(1)$  and applied as follows:

$$Q \text{ prob } (W_{t+n} | \Theta_t = Q \text{ prob } (W_{t+n} | \Theta_t)$$

$Q \text{ prob}$  is conditional probability,  $\Theta_t$  information set at time  $t$ , on past values of  $W_{t+n}$  and  $\omega_t$  information set containing values for both  $w_t$  and  $U_t$  for the  $t$  period. This is a unrestricted regression equation after while by running this will help to find out the unrestricted residual sum of square (RSSUR) and also eliminate the lagged values of particular macroeconomic variables (MV) at first difference to find the restricted regression to obtain the restricted sum of square (RSSR), then  $I(1)$  should be the zero for all values of I.F test is considerable to testify the null hypothesis as follows:

$$F = \frac{\text{RSSR} - \text{RSSUR} / k - k_0}{\text{RSS} / N - k}$$

If the F-Statistic exceeds the critical value at the selected level of significance or p-value associated with the F=Statistic is less than 0.05 then the null hypothesis is rejected with reference to legged variables relevant to regression. This will improve the causality or prediction relationship. Granger Causality model is proposed by C. W. J. Granger (1969) which is more predictive than causation. The test is used to determine the predictions of future based on past values.

### CORRELATION ANALYSIS

The correlation analysis is a basic and simple step to detect the direct relationship between the variables. It provides a preliminary verification for the presence of integration before other tests are

conducted. It is a measure how two random variables move in relation to each other. The table below presents correlation coefficients for close prices of Nifty 50, USD and EURO.

**Table 1: Correlation Matrix**

	NIFTY 50	YAUN	YEN
Nifty 50	1	0.137	0.020
YAUN	0.137	1	0.319
YEN	0.020	0.319	1

The correlation indices matrix in Table 1 shows that Nifty 50 is not significantly correlated with YAUN as

well as YEN which means variables are moving independently.

**Table 2: ADF Unit Root Test**

Variables	Augmented Dickey-Fuller Test Intercept with Trend			
	T Statistic		T Statistic	
	Level	Probability	1 <sup>st</sup> Difference	Probability
L NIFTY 50	-0.887	0.792	-26.976	0
L YAUN	-1.796	0.382	-46.156	0
L YEN	-2.389	0.144	-60.074	0

Critical values of ADF test statistics for 1% and 5% level of significance are -3.4385 and -2.86503 respectively.

Table 2 shows the results of the Augmented Dickey-Fuller (ADF) test for the sample period. It reports that the log series of indices of blue chip companies are non-stationary at the level form as the absolute T statistic values are less than the absolute critical values at 1% and 5% level of significance. Moreover, p-values associated to their corresponding T-values are greater than 0.05. Hence the null hypothesis of presence of a unit root in the series is accepted. However, they become stationary series in their first difference, as the absolute T statistic values are greater than the absolute critical

values at 1% and 5% level of significance, rejecting the null hypothesis of a unit root. Thus, all of our data is integrated of order one i.e. I (1) as discussed in the Methodology section.

### BIVARIATE CO-INTEGRATION ANALYSIS

We perform Johansen bivariate co-integration analysis to analyse the long run relationship between Nifty 50 and exchange rates YAUN & YEN.

**Table 3: Bivariate Co-integration Test for NIFTY 50 and YAUN**

Hypothesized No. of CE(s)	Eigen Value	Trace Statistics	Critical Value 0.05	Prob.**
None*	0.232571	967.7786	15.494	0.000
At most 1	0.000	2.912229	3.841	0.087

Trace test indicates no co-integration at the 0.05 level  
 \* denotes rejection of the hypothesis at the 0.05 level  
 \*\*MacKinnon-Haug-Michelis (1999) p-values

Table 3 reports the result of T-Statistic test. It shows that the T-Statistic values are greater than the Critical value at 5% level of significance. Moreover, p-value is less than 0.05. From analysis we conclude that the

variables are co-integrated with each other. Hence, there is long run relationship between Nifty 50 and YAUN in the sample period.



**Table 4: Bivariate Co-integration Test between NIFTY 50 and YEN**

Hypothesized No. of CE(s)	Eigen Value	Trace Statistics	Critical Value 0.05	Prob.**
None*	0.136631	539.9132	15.494	0.000
At most1*	0.001	5.004	3.841	0.025
Trace test indicates no co-integration at the 0.05 level				
* denotes rejection of the hypothesis at the 0.05 level				
**MacKinnon-Haug-Michelis (1999) p-values				

Table 4 shows that the T-Statistic values are greater than the Critical value at 5% level of significance. Moreover, p-value is less than 0.05. We conclude that the variables are co-integrated with each other. As in case of YAUN, Nifty 50 has also long run relationship with YEN.

**Granger Causality Test**

Johansen co-integration analysis is able to determine whether the long-run relationship exists between two variables, whereas the Granger causality test helps in determining the short term causation, although causation can run in both directions. According to representation theorem, if two variables are co-integrated then Granger-causality must exist in at least one direction.

**Table 5: Granger Causality Analysis for (NIFTY- YAUN) and (NIFTY- YEN)**

Null Hypothesis:	F-Statistic	Prob.
YAUN does not Granger Cause NIFTY 50	30.754	6.E-14
NIFTY 50 does not Granger Cause YAUN	0.475	0.6214
YEN does not Granger Cause NIFTY 50	0.688	0.502
NIFTY 50 does not Granger Cause YEN	0.592	0.553

Table 5 indicates the result of Pairwise Granger Causality test for (NIFTY- USD) and (NIFTY- EURO). We find that there is unidirectional casualty, running from YAUN to NIFTY as their corresponding p value is less than 0.05 which means that any change in YAUN affects stock prices of Nifty 50 in short run. Therefore, YAUN is working as a leading variable with reference to Indian stock market.

**CONCLUSION**

Based on the results of research, it can be take some conclusions as follows:  
 There is a co-integration relationship between the East Asian exchange rates and stock prices in India. This indicates that the exchange rate and stock prices in India have a relationship of balance and equality

movement in the long run. So that in each period of short term, variable exchange rate and stock prices tend to be mutually adjust to achieve its long-term equilibrium. So, for investment purpose there is no portfolio diversification opportunities between the two markets. However, for short term period there exist arbitrage opportunities for investors.

Moreover, there is short term unidirectional causal relationship between Chinese YAUN and stock prices. This indicates that the variations that occur in the exchange rate will cause a variation in stock prices, variation that occurs in the exchange rate will lead to variations in the stock prices. If the exchange rate of the local currency strengthened, the interest from investors to invest in Indian stock markets will be rising and the Indian stock indices will be increasing.

**REFERENCES**

1. Abdalla, I. S., & Murinde, V. (1997). *Exchange rate and stock price interactions in emerging financial markets: evidence on India, Korea, Pakistan and the Philippines. Applied financial economics*, 7(1), 25-35.
2. Aggarwal, R. (1981). 'Exchange rates and stock prices: A study of the US capital markets under floating exchange rates'. *Akron Business and Economic Review* 12: 7-12.
3. Agrawal, G., Srivastav, A. K., & Srivastava, A. (2010). *A study of exchange rates movement and stock market volatility. International Journal of Business and Management*, 5(12), 62-73.
4. Ajayi, R. A., & Mougoué, M. (1996). *On the dynamic relation between stock prices and exchange rates. Journal of Financial Research*, 19(2), 193-207.
5. Azman-Saini, W. N. W., Habibullah, M. S., Law, S. H., & Dayang-Afizzah, A. M. (2006). *Stock prices, exchange rates and causality in Malaysia:*



- A note. Munich Personal RePEc Archive, 653(3), 1-15.*
6. Bahmani-Oskooee, M., & Sohrabian, A. (1992). Stock prices and the effective exchange rate of the dollar. *Applied economics, 24(4), 459-464.*
  7. Basher, S. A., Haug, A. A., & Sadorsky, P. (2012). Oil prices, exchange rates and emerging stock markets. *Energy Economics, 34(1), 227-240.*
  8. Granger, C. W., Huang, B. N., & Yang, C. W. (2000). A bivariate causality between stock prices and exchange rates: evidence from recent Asian flu. *The Quarterly Review of Economics and Finance, 40(3), 337-354.*
  9. Johansen, S., & Juselius, K. (1990). Maximum likelihood estimation and inference on cointegration with applications to the demand for money. *Oxford Bulletin of Economics and statistics, 52(2), 169-210.*
  10. Kim, K. H. (2003). Dollar exchange rate and stock price: evidence from multivariate cointegration and error correction model. *Review of Financial economics, 12(3), 301-313.*
  11. Kutty, G. (2010). The relationship between exchange rates and stock prices: the case of Mexico. *North American Journal of Finance and Banking Research, 4(4), 1-12.*
  12. Muhammad, N., Rasheed, A., & Husain, F. (2002). Stock prices and exchange rates: are they related? Evidence from South Asian countries. *The Pakistan Development Review, 41(4), 535-550.*
  13. Nath, G. C., & Samanta, G. P. (2003). Dynamic relation between exchange rate and stock prices: a case for India. In *39th Annual Conference paper of Indian Econometric Society also published in NSE News February.*
  14. Nieh, C. C., & Lee, C. F. (2001). Dynamic relationship between stock prices and exchange rates for G-7 countries. *The Quarterly Review of Economics and Finance, 41(4), 477-490.*
  15. Ong, L. L., & Izan, H. Y. (1999). Stocks and currencies: Are they related? *Applied Financial Economics, 9(5), 523-532.*
  16. Pan, M. S., Fok, R. C. W., & Liu, Y. A. (2007). Dynamic linkages between exchange rates and stock prices: Evidence from East Asian markets. *International Review of Economics & Finance, 16(4), 503-520.*
  17. Patel, S. A. (2013). Causal relationship between stock market indices and gold price: Evidence from India. *IUP Journal of Applied Finance, 19(1), 99-109.*
  18. Phylaktis, K., & Ravazzolo, F. (2005). Stock prices and exchange rate dynamics. *Journal of International Money and Finance, 24(7), 1031-1053.*
  19. Rahman, M. L., & Uddin, J. (2009). Dynamic relationship between stock prices and exchange rates: evidence from three South Asian countries. *International Business Research, 2(2), 167-174.*
  20. Singhal, S. (2012). An Analytical Study on Indian Currency Rupee Depreciation against the US Dollar and Its Economic Impact. *ArthPrabhand: A Journal of Economics and Management, 1(1), 74-83.*
  21. Sinha, P., & Kohli, D. (2015). Modeling exchange rate dynamics in India using stock market indices and macroeconomic variables. *Amity Global Business Review, 1(1), 5-18.*
  22. Stavarek, D. (2004). Linkages between stock prices and exchange rates in the EU and the United States. *Czech Journal of Economics and Finance, 55(4), 141-161.*
  23. Tabak, B. M. (2006). The dynamic relationship between stock prices and exchange rates: Evidence for Brazil. *International Journal of Theoretical and Applied Finance, 9(8), 1377-1396.*
  24. Yau, H. Y., & Nieh, C. C. (2006). Interrelationships among stock prices of Taiwan and Japan and NTD/Yen exchange rate. *Journal of Asian Economics, 17(3), 535-552.*
  25. Zhao, H. (2010). Dynamic relationship between exchange rate and stock price: Evidence from China. *Research in International Business and Finance, 24(2), 103-112.*



# SOCIAL ENGINEERING ATTACKS AND THE CORONA VIRUS PANDEMIC

Ajayi Adebawale. O.<sup>1</sup>

<sup>1</sup> Lecturer,  
Computer Science Department,  
Babcock University,  
Ilishan-Remo Ogun State,  
Nigeria.

Ajayi Oluwabukola. F.<sup>2</sup>

<sup>2</sup> Lecturer,  
Computer Science Department,  
Babcock University,  
Ilishan-Remo Ogun State,  
Nigeria.

## ABSTRACT

*Social engineering attacks are amongst the most successful and rampant cyber-attacks. The major focus of social engineering is the manipulation of human targets to further the objectives of an attacker. The present coronavirus pandemic has had a profound effect on how we live and work and has proved to be perfect fodder for the nefarious activities of cybercriminals. This study delineates the underlying problems in social engineering vis-à-vis the corona pandemic.*

*A descriptive survey was carried out on social engineering attacks and the corona virus pandemic including focused group discussions with some cyber attackers and regular users of information systems. A review of current covid-19 related social engineering schemes are presented. Insights gotten from synthesizing the knowledge gathered from the analysis of social engineering attacks during Covid-19 are also highlighted in this paper.*

*It is very likely that many people will continue to work from home or, at the very least, switch back and forth between home and traditional offices in their normal routines. The study therefore recommends that as the global community stays on high alert for signs of new pandemics or recurrence of the present one, safeguards will need to be put in place ensure that these anxieties don't expose enterprise IT assets to social engineering tactics.*

**KEYWORDS:** *social engineering, cyber-attacks, coronavirus pandemic, focused group discussions, descriptive survey*

## I. INTRODUCTION

The pervasiveness of information technology also comes with its huge security and privacy concerns. Reports of security breaches abound in developed and developing countries as black hat hackers continue to have their way irrespective of degree of technological advancement [1]. The information security ecosystem is proliferated with security tools ranging from firewalls, to intrusion detection systems, intrusion prevention systems and cryptographic systems, yet security breaches abound. This calls for a more holistic approaches to information security and more specifically there is a need for human centred security interventions [2].

Like every other system, an information security system is only as strong as its weakest points and several empirical studies have concluded that users of information systems often represent the weakest part of the information security system. While research has been focussed on identifying vulnerabilities in networked systems, little attention has been given to the users of these systems despite

their varying levels of computing expertise. It has become imperative to shift our focus to the human elements of information security as social engineering attacks [3] continue to lead the charts when it comes to successful cyber and information security attacks. A report by Computer emergency response team CERT and the national security agency in 2018 placed social engineering attacks at the top of security incidents, followed by SQL injection, spyware and ransomware.

A focus group discussion with Nigerian online scammers popularly known as yahoo boys revealed that a large number of their schemes is centred around social engineering. The major focus of their schemes borders on identifying potential victims and preying on their gullibility and naivety. Very little technical know-how is needed to be a successful yahoo boy as evidenced in the success recorded by inhabitants of towns and villages with low levels of literacy here in Nigeria. Some secondary students actually drop out of school to begin their black hat careers armed with just a laptop and an internet





modem. Yet this semi-literate individuals con multinationals and educated individuals of their hard earned money. The success rate of these yahoo boys is so high that several literatures now delineate certain security hacks as 'nigerian scams' [4].

Though several schemes are used to lure victims into revealing sensitive and sometimes personal information or even to make them send money to perpetrators of social engineering attacks, the varying schemes can be characterised based on their mode of operation. Examples of security scams identified as Nigerian cyber fraud by certain sections of cyber security research includes and are not limited to: impersonations on online dating sites, posting false advertisements on classified sites like craigslist.com, lottery scams and phishing scams. In all of these aforementioned scams, the attackers aim to get the trust of unsuspecting victims, lure them away from the medium of contact after establishing sufficient trust and then proceed into executing the attack either by asking for payments through several payment options (Paypal, Western Union, Moneygram, wire transfers, gift cards, cryptocurrencies among others).

Detecting these personal cyber attacks remain a difficult problem given the stealth and sometimes complex process of the attacks. For example, After luring an unsuspecting victim from craigslist, an attacker could use google talk to engage his potential victim. This leaves little data points on the craigslist platform to help inform any detection system running on the craigslist servers. Secondly, after engaging the victim on google talk, the potential victim could be given a legitimate bank account belonging to another unsuspecting victim of a phishing attack which would then forward such funds to the final recipients or use the funds to buy gift cards or other tangibles to be sent to the attackers themselves [5].

Trailing social engineering attacks therefore remains a very arduous task and are nearly impossible to detect by implementing a detection software or hardware as they mostly comprise of apparently legitimate steps [6]. Proper education therefore remains the only viable defence to effectively combat attacks on our personal space.

Another type of personal cyberattacks involves large organisations. Among Nigerian yahoo boys, such scams are categorised as Chief financial officer (CFO) scams and Ali Baba scams. These scams are considered the most lucrative and tedious of scams and sometimes involves more than one attacker for a successful operation. A group of scammers obtain corporate mails from the dark web and infiltrate the mail domain while studying the organisational culture regarding wire transfers. The attackers remain undetected by the company's mail domain intrusion detection systems through the use of malware attached to company emails. These kinds of attack can be categorised as Advanced Persistent

Threats as they can remain undetected for a long period as the attacker receive company receipts and other valuable communication while sometimes waiting for the opportuned moment to strike.

Successful CFO attacks occur when the company's CFO receives a mail purportedly coming from the CEO, Chairman or Managing director to send huge sums to an offshore account, Most especially while such highly placed person (CEO, chairman) is on holidays. The attackers sometimes monitor company mails for close to a year to identify when influential company figures go on breaks before striking. If unsuccessful the attacker simply looks for more creative ways to use acquired company documents, they have been privy to via metamorphosed attacks.

A successful CFO attack on the other hand is said to guarantee a minimum of fifty thousand dollars and annually billions of dollars are lost to perpetrators. Like the previously elucidated examples these attacks require proper security education for staffs of organisations in conjunction with adoption of state-of-the-art intrusion detection systems. It is widely accepted in certain corners of the information security world that security is an illusion. As long as valuables remain in the cyber space there are bound to be cyber pirates threatening the peace and well-being of the cyberspace. The onus therefore lies on the users of these important resources to harm themselves with sufficient levels of paranoia befitting the value of domiciled information.

It is well established that criminals capitalize on the fears of their victims and the present COVID-19 pandemic has so far proved to be the perfect fodder for cybercriminal activities. Every aspect of the COVID-19 crisis has been exploited by opportunistic hackers, terrorists, and other criminals. In addition to capitalizing on rampant fear, uncertainty, and doubt, attackers are targeting a fresh new honeypot of federal aid, in the form of payouts from unemployment checks, stimulus checks, and the Paycheck Protection Programs.

## II. SOCIAL ENGINEERING CYBERATTACKS AND PANDEMIC ANXIETIES

Pervasive social engineering attacks are hindering the world's coordinated response to the COVID-19 emergency. As noted in this recent press report, cyberattacks have spiked during the first half of 2020 [7]. The FBI noted that as of May 28, it had received nearly the same number of complaints for this calendar year as for all of 2019.

Preying on social engineering factors, cyberattackers exploit the following facets of society's collective response to the pandemic:

- **Demand for accurate information on the crisis:** A swelling number of malicious COVID-



19 websites and emails claim to offer useful information on the coronavirus and how to protect oneself. It's no surprise that thousands of COVID-19 scam and malware sites are being created daily. Many spread false narratives about the COVID-19 outbreak's progression and impact while stirring anxiety, selling bogus treatments and cures, price gouging for face masks and other needed supplies, and otherwise taking advantage of nervous people's gullibility.

- **Deepened online dependence:** DDoS attacks have bombarded websites people depend on for their quarantined existence. In addition, hackers are targeting DDoS attacks at the enterprise VPN ports and protocols used for remote access, thereby crippling employees' ability to get their work done from the coronavirus-free comfort of home. Hackers may initiate thousands of SSL connections to an SSL VPN and then leave them hanging, exhausting memory and thereby preventing legitimate users from using the service.
- **Expanded use of email and social media:** Phishing attacks have increased. They are frequently cloaked in emails that include pandemic maps or other content related to the coronavirus. In addition, social media is being used as a broadcast platform for predatory and deceptive content, while the companies that run those communities attempt to nip it in the bud. Social engineering tactics in phishing and spam campaigns trick people into disclosing passwords and other sensitive personal and financial information.
- **Sudden mandate to work from home:** People working from home for the first time are acutely exposed to cybersecurity intrusions. Many remote workers may fail to use prudent cybersecurity practices. These lapses often include not securing their passwords effectively, opting not to use multifactor authentication, or neglecting the need for a virtual private network. Corporate IT staff may themselves be working from home, lacking the resources needed to monitor and secure a huge remote workforce's access to corporate IT assets effectively. In addition, there has been a spurt of voice phishing attacks where callers pretend to be from workplace technical support and thereby convince employees to disclose passwords or to enter authentication information into malicious websites.
- **More vulnerable economic situations:** More COVID-19-related ransomware attacks via email exploit people and organizations' increasingly desperate straits due to job losses and the general recession. Some attacks involve hacking enterprise routers to direct users to bogus

COVID-19 websites that trick people into downloading malware onto their computers. An uptick in text message phishing perpetrates such scams or dupes targets into loading malicious content onto mobile devices.

- **Community efforts to mitigate pandemic risks:** Cyberattacks on public-sector healthcare coordinating bodies have ramped up. The U.S. Department of Health and Human Services was recently the target of a cyberattack apparently designed to undermine the country's response to the coronavirus pandemic. In addition, a state-sponsored hacking group attempted, albeit unsuccessfully, to breach IT systems at the World Health Organization. The FBI has detected cybersecurity attacks against the healthcare industry since the start of the outbreak, such as email fraud campaigns designed to solicit donations for nonexistent healthcare-related organizations and bogus contact-tracing apps that download malware onto a user's device.

### III. SOCIAL DISTANCING DEEPENS CYBERSECURITY VULNERABILITIES

Social distancing has become the critical response for flattening the curve of COVID-19. As in-person encounters become less frequent, we'll have to rely on each person to ensure that they don't fall victim to these tactics in their myriad virtual and online interactions. That will place more of a burden on the IT infrastructure—and personnel—to guide everybody in the new normal of vigilance against these risks [8].

Exacerbating it all is the fact that many IT professionals have been thrown off balance by their own need to work from home while supporting a vastly expanded home-based workforce. The increasing demand for social distancing, lockdowns, and shutdowns has made it difficult for many IT vendors, including big cloud service providers, to keep the lights on in their facilities. As users find it harder to receive 24x7 support for cybersecurity issues that pop up during the COVID-19 emergency, the attacks on their computers, data, and other online assets will grow [9].

#### Robotics, postperimeter, and AI are key cyberdefenses against social engineering tactics

If there's any hope to reduce society's exposure to pandemic-stoked social engineering hacks, it comes in the form of AI-driven robotics. To the extent that we can automate more of the tasks in our lives, we'll reduce the need for human decisions and our vulnerability to cyberscams. Fortunately, the COVID-19 crisis has brought robotic systems to the front lines in every conceivable scenario: in industry,



commerce, and the consumer worlds, including (especially) in the back-end data centers that are the beating hearts of the modern economy.

Postperimeter security will be another key defense against social engineering hacks in the postpandemic economy. It ensures that users access cloud apps only from managed devices and secure apps. Enterprise IT can block users from falling prey to social engineering tactics, such as requests to connect their mobile devices to unsupported or risky cloud services. In this way, postperimeter security gives people who work from home access to many resources beyond the enterprise perimeter while also giving corporate IT fine-grained control over what, when, and how they do this.

Artificial intelligence (AI) will play a pivotal role in postpandemic defenses against social engineering hacks. Automated systems can't have hard-and-fast rules for detecting the zillion potential cybersecurity attack vectors. But they can use AI's embedded machine learning models for high-powered pattern recognition, detecting suspicious behavior, and activating effective countermeasures in real time. For example, AI-based defenses can proactively isolate or quarantine threatening components or traffic after determining that a website is navigating to malicious domains or opening malicious files, or after sensing that installed software is engaging in microbehaviors that are characteristic of ransomware attacks.

However, AI-based defenses are no panacea, especially when monitoring social engineering attacks that have complex signatures and evolve rapidly. AI-based defenses detect and block abnormal behavioral patterns involving endpoints, or in the network, or in how users interact with devices, applications, and systems. If the AI-learned attack vector is too broad, it's at risk of blocking an excessive number of legitimate user behaviors as cybersecurity attacks. If the pattern is too narrow, the cybersecurity program risks permitting a wide range of actual attacks to proceed unchecked.

#### IV. SOCIAL ENGINEERING LESSONS FROM COVID-19

Unless we do something proactively, social engineering's impact is expected to keep getting worse as people's reliance on technology increases and as more of us are forced to work from home.

Contact tracing, superspreaders, flattening the curve — concepts that in the past were the domain of public health experts are now familiar to people the world over. These terms also help us understand another virus, one that is endemic to the virtual world: social engineering that comes in the form of spear-phishing, pretexting, and fake-news campaigns.

As quickly as the coronavirus began its spread, news reports cautioned users about social

engineering attacks that tout fake cures and contact-tracing apps. This was no coincidence. In fact, there are a number of parallels between the human transmission of COVID-19 and social engineering outbreaks:

Just like coronavirus transmits from person to person through respiratory droplets, social engineering also passes from users through infected computing devices to other users. Because of this transmission similarity, just as infected people — because of their physical proximity to many others — act as superspreaders for COVID-19, some technology users act in a similar way. These tend to be people with many virtual friends or those subscribing to many online services who consequently have a hard time discerning a real notification or communication from one of these personas or services from a fake one. Such users are prime targets for social engineers looking for a victim who can provide a foothold into an organization's computing networks.

The vast majority of people infected with this coronavirus have mild to moderate symptoms. The same is the case with most victims of social engineering because hackers usually lurk imperceptibly as they make their way through corporate networks [8]. They often go undetected for months — on average, at least 101 days — showing no signs or symptoms.

Just as no one has immunity from COVID-19, no one is immune against social engineering. By now everyone, all over the world, has been targeted by social engineers, and many — trained users, IT professionals, cybersecurity experts, and CEOs — have fallen victim to a spear-phishing attack.

COVID-19's outcomes are worse for people who have prior health conditions and for people who are older. Similarly, the outcomes of social engineering are worse for users with poor computing habits and poor technical capabilities. Many of these tend to be senior citizens and retired individuals who lack updated operating systems, patches that protect them from infiltration, and access to managed security services.

Finally, personal hygiene — hand washing, use of masks, social isolation — is the primary protection against coronavirus infection. Likewise, for protecting against social engineering, digital hygiene — protecting devices, keeping updated virus protections and patches, and being careful when online — is the only protection that everyone from the FBI to INTERPOL has in their arsenal.

But beyond these similarities, social engineering outbreaks are actually harder to control than coronavirus infections:

Social engineering infections pass through devices wirelessly, making it hard to contact-trace infection sources, isolate machines, and contain them. Unlike the COVID-19 pandemic, social



engineering infections are hard to trace and isolating infected systems will not curb its spread

There are well-established scientific processes that the medical community has developed to identify knowledge gaps about coronavirus. This helps researchers focus. In contrast, even the fundamentals of social engineering — such as when it's correct to call an attack a breach or a hack — lacks clarity. It's hard to do research in an area when there is no consensus on what the problem should be called or where it begins and ends.

While human hygiene is well researched, digital hygiene practices aren't. For instance, in 2003, NIST developed password hygiene guidelines asking that all passwords contain letters and special characters and are changed every 90 days. The guideline was developed by studying how computers guessed passwords, not how humans remembered them. Consequently, users the world over reused passwords, wrote them down on paper to aid their memory, or blindly entered them on phishing emails that mimicked various password-reset emails — until 2017, when these problems were recognized and the policy was reversed.

Evidence points to those who have recovered from coronavirus having at least short-term immunity to it. In contrast, organizations that have had at least one significant social engineering attack tend to be attacked again within the year. Because hackers learn from every attack, this suggests that the odds of being breached by social engineering actually increase with each subsequent attack.

Our response to COVID-19 is informed by reporting throughout the healthcare system. Unfortunately, there is no similar reporting mechanism for social engineering. For this reason, a hacker can conduct an attack in one city and replicate it in an adjoining city, all using the same malware that could have easily been defended against had someone notified others. We saw this trend play out in ransomware attacks that crippled computing systems in Louisiana's Vernon Parish in November 2019, quickly followed by six other parishes, and continuing through the rest of the state in February 2020.

Because of these factors, the economic impact of social engineering continues to grow. There has been a 67% increase in security breaches in the past five years, and last year companies were expected to spend \$110 billion globally to protect against it. This makes social engineering one of the biggest threats to the worldwide economy outside of natural disasters and pandemics.

Just as we are fighting the pandemic, we must coordinate our efforts to combat social engineering. Without it, there will be no vaccine or cure. To this end, we must develop intraorganizational reporting portals and early-warning systems to warn other organizations of breaches. We also need federal

funding for basic research on the science of cybersecurity along with the development of evidence-based digital hygiene initiatives that provide best practices that take into account the user and their use cases. Finally, we must enlist social media platforms for tracing the superspreaders in their users, and develop open source awareness and training initiatives to protect them and the cyber-vulnerable from future attacks.

## V. CONCLUSION

Unless we do something proactively, social engineering's impact is expected to keep getting worse as people's reliance on technology increases and as more of us are forced to work from home, away from the protected IT enclaves of organizations. We may in the end win the fight against the coronavirus, but the war against social engineering has yet to begin.

These and other cyberdefenses will crystallize into a new normal for enterprises in the postpandemic era. It's likely that many people will continue to work from home or, at the very least, switch back and forth between home and traditional offices in their normal routines. As the global community stays on high alert for signs of new pandemics—or recurrence of the present one—safeguards will need to ensure that these anxieties don't expose enterprise IT assets to social engineering tactics perpetrated by hackers, terrorists, and other criminals.

## REFERENCE

1. A. Alzahrani and C. Johnson, "AHP-based Security Decision Making: How Intention and Intrinsic Motivation Affect Policy Compliance," *Int. J. Adv. Comput. Sci. Appl.*, vol. 10, no. 6, 2019, doi: 0.14569/IJACSA.2019.0100601.
2. N. A. G. Arachchilage, S. Love, and K. Beznosov, "Phishing threat avoidance behaviour: An empirical investigation," *Comput. Human Behav.*, vol. 60, pp. 185–197, 2016, doi: 10.1016/j.chb.2016.02.065.
3. J. D'Arcy, A. Hovav, and D. Galletta, "User awareness of security countermeasures and its impact on information systems misuse: a deterrence approach," *Inf. Syst.*, vol. 20, no. 1, pp. 79–98, 2009.
4. Y. Park, J. Jones, D. McCoy, E. Shi and M. Jakobson "Scambaiter: Understanding Targeted Nigerian Scams on Craigslist" <http://damonmccoy.com/papers/scambaiter.pdf> (accessed oct 9, 2020)
5. T. Jagatic, N. Johnson, M. Jakobsson, and F. Menczer, "Social phishing," *Commun. ACM*, vol. 50, no. 10, pp. 94–100, 2007.
6. National Cyber Security Centre, "Phishing campaign," 2018. <https://www.ncsc.gov.uk/news/phishing-campaign> (accessed Oct 2, 2020).
7. N. Kumaran and S. Lugani, "Protecting against cyber threats during COVID-19 and beyond,"





2020. <https://cloud.google.com/blog/products/identity-security/protecting-against-cyber-threats-during-covid-19-andbeyond> (accessed Sept 23, 2020).
8. National Cyber Awareness System, "COVID-19 Exploited by Malicious Cyber Actors," 2020. <https://www.us-cert.gov/ncas/alerts/aa20-099a> (accessed Sept 7, 2020).
  9. K. Okereafor and O. Adebola, "Tackling The Cybersecurity Impacts of the Coronavirus Outbreak as a Challenge to Internet Safety," *J. Homepage* <http://ijmr.net>, vol. 8, no. 2, 2020.
  10. C. Mu-Hyun, "South Korea sees rise in smishing with coronavirus misinformation," *ZD Net*, 2020. <https://www.zdnet.com/article/southkorea-sees-rise-in-smishing-with-coronavirusmisinformation/#ftag=RSSbaffb68> (accessed Sept 7, 2020).





## STUDY ON COPING AMONG PARENTS WITH CHRONIC ILL CHILD

**Mera Thomas**<sup>\*1</sup>

<sup>\*1</sup> B.Sc. Psychology Student, III year,  
Yuvakshetra Institute of Management Studies,  
Ezhakkad, Palakkad,  
Kerala, 678631.

**Sannet Thomas**<sup>\*2</sup>

<sup>\*2</sup> Assistant Professor,  
Department of Psychology,  
Yuvakshetra Institute of Management Studies,  
Ezhakkad, Palakkad,  
Kerala, 678631.

Article DOI: <https://doi.org/10.36713/epra5343>

### ABSTRACT

*Coping is the use of cognitive and behavioral strategies to manage the demands of a situation when these are appraised as taxing or exceeding one's resources or to reduce the negative emotions and conflict caused by stress (American Psychological Association). A physical disability is a limitation on a person's physical functioning, mobility, dexterity or stamina. Other physical disabilities include impairments which limit other facets of daily living, such as respiratory disorders, blindness, epilepsy and sleep disorders. A mentally disabled is characterized by below-average intelligence or mental ability and a lack of skills necessary for day-to-day living. People with intellectual disabilities can and do learn new skills, but they learn them more slowly. The study aimed to find the coping of parents with physically or mentally disabled child in different situations or occasions. The sample considered included a total of 35 parents with 18 females and 17 males were selected using purposive sampling. Coping Health Inventory for Parents (McCubbin, Patterson, Cauble, Wilson and Warwick, 1983) was used for data collection. The data was analyzed using frequency distribution, standard deviation and correlation. The result showed that the coping patterns were different based on their gender. The father were having a higher emotional disturbance as compared to that of the mother, they also had an unsatisfactory relationship to the chronically ill-child. Whereas, the mother had a higher level of relationship with the chronically ill-child. The result also showed that there was a significant correlation between the coping patterns of many families in different occasion.*

**KEYWORDS:** *Coping*

### INTRODUCTION

Coping refers to invest one's own conscious effort to solve personal and interpersonal problems, in order to try to master, minimize or tolerate stress and conflict according to Weiten, W. & Lloyd, M.A. It is the process of spending mental, conscious energy on dealing with problems in life. Lazarus R., Folkman S. and his colleagues describe the coping process as consisting of appraisal, behavior, and reappraisal. Appraisal involves an evaluation of the extent to which a situation is challenging or harmful and an assessment of the internal and external resources available to deal

with the situation. Coping behavior follows this appraisal and then a reappraisal is made to determine the extent to which the coping behavior had the desired effect.

### **Study on coping among parents with chronic ill child**

Qualities of the individual that influence coping include age, gender, socioeconomic status, personality, beliefs and values. Girls and women are more likely than boys and men to seek social support when confronted with stress. Aspects of the situation that affects coping include the extent to which the stressor



is acute versus chronic in nature, in familiar or novel, is controllable, involves threat as opposed to loss, involves a conflict situation and is interpersonal in nature. For interpersonal situation, the power difference of those involved is another relevant factor. Familial, cultural and social aspects of the environment also influence coping behavior.

Parenting a chronically ill child is a challenge. Having a child with a chronic illness is stressful for any family. Parents of a chronically ill child are often faced with difficulties and decisions that other parents will never have to face. A major task parent of a chronically ill child face is the responsibilities of helping their child cope with his or her illness.

### Definition of key terms

**Coping:** Coping is defined as constantly changing cognitive and behavioral efforts to manage specific external and internal demands that are appraised as taxing or exceeding the resource of the person. (Lazarus et al., 1984).

### REVIEW OF LITERATURE

Anderson (1981) conducted a study on the social construction of illness experience: families with a chronically-ill child which examined how parents constructed the illness of a child with chronic sickness. The focus was on how they understood and described their child's illness, and how they managed their interactions with the child. The data was collected were collected by using an ethnographic approach. In addition to obtaining parents accounts, naturally occurring interactions between parents and children were observed and tape recorded. The paper discusses the parent's semantic definition of the 'child as normal'.

Damrosch et al., (1989) conducted a study on self-reported adjustment, chronic sorrow and coping of parents of children with Down syndrome. It analyzed questionnaires from 18 fathers and 22 mothers of children with Down syndrome with an age range from infancy to adulthood (mean age 6.59 yrs.). Fathers depicted their adjustment in terms of steady, gradual recovery, while the majority of mothers reported a peaks-and-valleys, periodic crises pattern. Mothers also reported higher frequencies for chronic sorrows as well as for behavior such as self-lame and expression of negative affect. The study suggests that mothers and fathers in the same family may experience distinct differences in adjustment and coping as parents of a handicapped child.

Deatrick et al., (1990) conducted a study on management behaviors: day- to-day adjustments to childhood chronic conditions. It was conducted to

understand how families who have children with chronic conditions make daily adjustments to accommodate the children's special needs, the concept of management behavior is explored. On theoretical level, the adjustments are linked to an emerging conceptual model, family management style (FMS). As such, the management behaviors component of the FMS model is highlighted and developed to guide further clinical exploration and research

Gibson (1986) conducted a study on how parents cope with a child with cystic fibrosis. The convenience sample consisted of 56 parents whose children were diagnosed with CF and aged 10 years or under. The upper age limit of 10 years was selected to avoid the effects of confounding variables related to the developmental stage of adolescence on family relationships. The parents in this study had provided insight into the challenges that a chronic illness, such as CF, in a child bring to them. As well, they had provided an indication of the resources that have enabled them to manage.

### Study on coping among parents with chronic ill child

McCubbin et al., (1983) conducted a study on CHIP: Coping health inventory for parents: an assessment of parental coping patterns in the care of the chronically ill child. Data were collected on 100 families who have a child with cystic fibrosis; mothers' median age was 35 yrs. and fathers' was 37 yrs. By factor analyzing scaled responses to behavior items on the coping health inventory for parents (CHIP), 3 parental coping patterns emerged. These patterns were validated against criterion measures of improvement in the child's health and adaptive family-life dimensions of cohesiveness, expressiveness, conflict reduction, organization, and control.

### Rationale

After reviewing the literature, it was found that there are no studies that test Coping among parents with chronic ill child based on gender.

### METHODS

#### Problem

Is there any coping among parents with chronic ill child based on their gender?

#### Aim

To find the level of coping among parents with a chronic ill child.

#### Objective

To measure a level of coping among parents with chronic ill child.

#### Variables

Independent variable: Gender

Dependent variable: Coping

**Hypothesis**

1. There will be no significant difference in coping among parents based on gender.

**Research design**

The research study was quantitative in nature and the research adopted standard deviation in coping among parents with chronic ill child

**Research sample****Study on coping among parents with chronic ill child**

Purposive sampling method was used for this study. The study sample consisted of 34 people out of which 17 were males and 17 were females. The sample was equally taken from the population by the basis of gender. It has been taken from Kerala. It belonged to different gender, religion, family type, status and different area of residence.

**Sampling criteria****Inclusion criteria:**

1. Only those who are willing to participate via online means of communication
2. Only parents with a chronically ill child were considered.
3. Age limit: 30 – 50 yrs.

**Exclusion criteria**

- Those parents who do not have a chronic ill child.
- Those who are not willing to participate in the online survey.

**Tools**

The following tool was administered for collecting the required data

- Coping Health Inventory for Parents (CHIP) (McCubbin et al., 1983).

**Procedure**

The study was explained to the participants through online and a rapport was build between the participant and the researcher through online. Each participant were individually mentioned about the purpose of the study as well as were informed about the confidentiality of their responses. Then the questionnaires were administered through online mode of communication and the responses were noted. The scoring for the assessment was done and interpreted.

**Analysis of data**

The collected data were analyzed using statistical package for social science (SPSS-26). The following statistical tests were carried:

- Mean, Standard Deviation
- Independent sample t-test

**Ethical Issue**

- Confidentiality of the collected information was maintained throughout the study.
- Collected data were only used for research purpose.

**Study on coping among parents with chronic ill child****RESULT****Data Analysis and interpretation**

The aim of the study was to find the coping among parents with chronic ill child. The study consisted of 34 parents out of which 17 were males and 17 females. For the purpose of the study the investigator formulated a hypothesis and the results are shown below

**Table 1: t-ratio for gender**

Variable	Gender	N	Mean	SD	t	df	Sig value(2-tailed)
Coping	Male	17	68.24	11.388	0.66	32	0.948
	Female	17	67.94	14.390	0.66	30.396	

From the above table the average mean of male is 68.24 and that of females is 67.94 which is slightly lower than that of males. By looking at the t-ratio and by comparing the significant value through independent sample t-test coping among parents with chronic ill child is 0.948 which is not significant at the level of 0.05 level of significance.

Thus, from this result the researcher accepts the hypothesis. So there is no significant difference in the level of coping among parents with chronic ill child based on gender.

**Major Finding**

- There is no significant difference in coping among parents based on gender.
- Both show same level of significance.

**Scope**

- This study can be done on a large population.

**Limitations**

- Sample size was small
- Most of the families were not willing to participate



- Since the study was conducted by online survey the seriousness with which participants answered the questions cannot be verified.

### Implication

As the result of the study indicates that males have slightly higher level of coping when compared with females. It is clear from this that females have a slightly lower level of coping and they should be focused while using intervention programs. This study can be used for the welfare of the individuals

### Study on coping among parents with chronic ill child

### CONCLUSION

The term coping is used when one faces and deals with his or her responsibilities, problems or difficulties. The present study was conducted on 34 parents with equal number of males and females. From the result it is seen that males and females have quite similar level of coping with a chronic ill child. Further studies can be conducted on a large population.

### REFERENCES

1. Anderson J.M. (1981). *The social construction of illness experience: Families with a chronically-ill child*. *Journal of Advanced Nursing*. 6: 427-434
2. Damrosch S.P. & Perry L.A. (1989) *Self-reported adjustment, chronic sorrow, and coping of parents of children with Down's syndrome*. *Nursing Research*. 38: 25-29
3. Deatrick J.A. & Knafl K.A. (1990). *Management behaviors: Day-to-day adjustments to childhood chronic conditions*. *Journal of Pediatric Nursing*. 5: 15-22
4. Gibson C.H. (1986). *How parents cope with a child with cystic fibrosis*. *Nursing Papers*. 18: 31-45
5. Lazarus, R. S., & Folkman, S. (1984). *Stress, appraisal, and coping*. New York: Springer. p.141
6. McCubbin, H., McCubbin, M., Nevin, R., and Cauble, A. (1979). *CHIP-Coping Health Inventory for Parents*. (Research Instrument). St. Paul, MN; University of Minnesota
7. McCubbin, H., McCubbin, M., Patterson, J., Cauble, A.E., Wilson, L. & Warwick, P. (1983). *Coping health inventory for parents: An assessment of coping patterns in the care of the chronically ill*. *Journal of Marriage and the Family*, 359-370.
8. Skinner, E. A., Edge, K., Altman, J., & Sherwood, H. (2003). *Searching for the structure of coping: A review and critique of category systems for classifying ways of coping*. *Psychological Bulletin*, 129, 216-269.
9. Weiten, W. & Lloyd, M.A. (2008) *Psychology Applied to Modern Life (9th ed.)*. Wadsworth Cengage Learning



## DETERMINANTS OF ENTREPRENEURIAL ORIENTATION: A STUDY OF RURAL ENTREPRENEURS IN JIANGSU PROVINCE, CHINA

**Michael Verner Menyah<sup>1\*</sup>**

<sup>1</sup> PhD Research Student,  
School of Management,  
Jiangsu University,  
Jiangsu province 212013,  
China PR;

**Jincai Zhaung<sup>2\*</sup>**

<sup>2</sup> Professor,  
School of Management,  
Jiangsu University,  
Jiangsu province 212013,  
China PR;

**Charles Dwumfour Osei<sup>3</sup>**

<sup>3</sup> PhD Research Student,  
School of Management,  
Jiangsu University,  
Jiangsu province 212013,  
China PR;

**Rejoice Akrashie<sup>4</sup>**

<sup>4</sup> PhD Research Student,  
School of Management,  
University of Professional Studies,  
Ghana.

**Enoch Darkwah<sup>5</sup>**

<sup>5</sup> Master Research Student,  
School of Management,  
Jiangsu University,  
Jiangsu province 212013,  
China PR.

Article DOI: <https://doi.org/10.36713/epra5408>

### ABSTRACT

*Small and Medium Enterprises (SMEs) in China have seen massive as well as viable progress in recent years owing to different factors which has progressively contributed to China's economic development. Frail bonds with external market and technological revolution, and limited SME funding, lack of proactiveness and risk taking is threatening the sustainability of such development and lowering the entrepreneurial orientation (EO) among the populace.*

*It is against this backdrop that this study was conducted to examine level of OE among Chinese firms as well as factors influencing the development of EO spirit among Chinese firms. The study used Statistical Package for Social Scientist (SPSS) and Microsoft Excel to conduct both descriptive and inferential analysis like mean, standard deviation, and graphical representation, t-test, Correlation, Multiple Regression Analysis, R-Square, F-statistics and Variance Inflation Factors (VIF) to determine the determinants of EO of four hundred (400) SMEs Jiangsu Province of China.*

*The finding of the study supported available literature and confirmed innovation, risk-taking and proactiveness to be the main determinants of entrepreneurial orientation. Other factors that affect EO included structural and relational support, availability of relevant resources, informalization of institutions as well as breaking down bureaucracies and extending corporate boundaries.*

**KEYWORDS:** *Entrepreneurial orientation, firms' performance, rural Jiangsu Province*





## 1. INTRODUCTION

Hamel (2000) asserts that firms operating in modern business environment must constantly position themselves well so as to subsist in the constantly mutable business environment. These among others will chiefly comprise capturing existing markets and at the same time crafting new markets, seizing market share from firms which are very conformist and less inventive and attain the customers, assets, and more drastically the employees of sluggish developing firms. But Ireland, Hitt and Sirmon (2003) observe that the degree to which a firm can accomplish these is highly contingent on its ability to demonstrate entrepreneurial leadership abilities. Current literature evidences that the entrepreneurial orientation of firms play a crucial role in this regard. Traditionally, entrepreneurial orientation has been hypothesized from three main scopes: innovativeness, proactiveness, and risk-taking (Miller, 1987). Innovativeness refers to the propensity for firms to espouse and upkeep creative processes, which may bring new products, new expertise, new services, new inventions, and new tests among others. Innovativeness propel enterprises to surge investment to roll out technology innovation activities such as new technology acquisition, new product development among others and thus can improve enterprise technological innovation ability (Lumpkin & Dess, 1996; Wiklund, 1999). Proactiveness refers to the tendency for enterprises to take the positive marketing strategy, proactive action, and leading strategy to introduce new products, new processes, new technologies, and new services in order to transcend the competitors.

Risk-taking refers to the ability of firms to embark on bold actions and decisions which promote high rewards and it is seen on two levels which include technology as well as market. The technological dimension of risk-taking describes the disposition of enterprises to devote resources for technological invention approaches or ventures with a high risk of failure and vagueness and is meticulously linked to entrepreneurial risk penchants and attitudes towards new expertise. The essence of exploit can promote an enterprises' innovation, create new rules, and augment the competitive advantage of firms. The market dimension in contrast constitutes the eagerness and inclination of a firm to assume the uncertainty risk of entering a new market and is closely associated to the risk inclination of enterprises (Wiklund and Shepherd, 2003). Proceeding from this backdrop, this study shall seek to determine the factors which influence the entrepreneurial orientation of firms drawing on rural entrepreneurs in China.

## Preliminary Literature Review and Hypotheses Development

Varied studies have been conducted on the determinants of entrepreneurial orientation and the impact of such on corporate performance (Zahra et al., 1999 and Bygrave, 1989). Scholars like Guth and Ginsberg(1990) and Morris et al., (1994) argued that enterprise associated factors tend to influence entrepreneurial orientation of firms. Other studies also concluded that some factors beyond the control of firms affects the orientations and for that matter are considered as external. The constructs to be used in the study proceed as follow:

### Enterprise Informalization

As indicated by entrepreneurship researchers in literature, lesser amount of formalization flourishes new concepts (Stevenson and Gumpert, 1985; Covin and Slev, 1991; Zahra, 1993). "Enterprises were set-ups and processes are operated by non-flexible rules are less apparent to stimulate innovation as they are more inclined to realizing routines than goals" (Barringer and Bluedorn, 1999). Green et al. (2008) also mentioned that "Informal enterprises (organic structures) are those in which information are loosely and openly shared among the personnel, informal resist or contrivances and models of cooperation are used to shape individuals' behavior; lateral communication concentrates on consultation rather than command, the search of goals is often carried out with little anxiety for past practice or existing mechanism; and informal configurations of contact are used as the basis for altering and recurrently redefining processes and individual errands". Simply put, accomplishments are higher in more flexible enterprises.

Hypothesis (H1): Enterprise informalization has a positive stimulus on entrepreneurial orientation

### Compensation and Reward Schemes

It is no deniable fact that recognizing and gratifying employees for performance stimulate them to remain loyal to the firm as well as and increasing their devotion to success and performance (Stevenson and Gumpert, 1985). Compensation schemes arouse the sense ownership in the employees and boost their loyalties and performance against competitors. According to Miller(1983) "value based compensation stimulate people to interconnect both internally and externally to better scan for prospects that increase firm value and thus making the whole firm more adaptive". This sense of ownership of enterprises increases capacity of employees to make change when indispensable in order to deal with different circumstances.

Hypothesis (H2): Compensation systems has a positive influence on entrepreneurial orientation



### Resources Availability

Access to funds permits entrepreneurs to belligerently exploit prospects well before time as compare to competitor who are forced to conform due to environmental compressions (Wernerfelt, 1984; Barney, 1986). Both physical and non-physical resources and assets are essential to device “value-creating strategies” (Eisenhardt and Martin, 2000) as to take the advantage of opportunities by blossoming entrepreneurial orientation. Access to these vital means and their efficient allocation and scheduling is crucial to entrepreneurial orientation while the wastage and inefficient allocation of resources have dire consequences on entrepreneurship (Fahy, 2002). According to Timmons (1977) “operative entrepreneurial economic actions call for the business person to measure and clout resources to generate value addition”. Entrepreneur should able to grasp prospect and then dedicate the necessary means in order to commendably perform entrepreneurial roles and exploit prospect. Honig and Davidsson (2000) and Baughn et al. (2006) exemplify access to resources using relational support which according to them can take the forms of emotional aids as well as the acquisition of finances from relatives

Hypothesis (H3): Access to Resources has a Positive Influence on Entrepreneurial Orientation

### Structural Support

One other factor considered to impact EO positively is structural support. Most contemporary contexts of entrepreneurship are theorized using economic and political tools and are delimited by the individuals in the public, private and non-governmental sectors which cannot be discounted. Such systems therefore post either threats or prospects for entrepreneurs depending on how such structures are handled and managed. Barriers in the form of exacting rules against market entry have the tendency to hinder the capability for entrepreneurship. But if firms are given conditions acceptable and encouraging, individuals can take more risks (Gelard & Saleh, 2011). Hypothesis (H4): Structural Support Positively Influence Entrepreneurial Orientation

## 2. OBJECTIVES

The study had the following objectives:

- a. To determine the level of innovativeness, proactiveness and risk-taking habit among rural entrepreneurs in Jiangsu province.
- b. To determine the factors that influences the entrepreneurial orientation of rural entrepreneurs in Jiangsu province.

### Research Questions

Following the specified study objectives, the study answered the following questions:

What is the level of innovativeness, proactiveness and risk-taking habit among rural firms in Jiangsu province?

What factors influence the entrepreneurial orientation of rural entrepreneurs in Jiangsu province?

## LITERATURE REVIEW

Studies have indicated that businesses' entrepreneurial orientation (EO) designates the degree to which they are entrepreneurially inclined, whether seen from the innovativeness, risk taking or proactiveness angle (Linton, 2016; Covin and Lumpkin, 2011; Saeed et al., 2014). In fact, entrepreneurial orientation underpin the very survival of firms today as it determine how rapid a firm expand by adopting new technologies, innovating new offerings and services and venturing into new arena of commerce by exploiting new markets. Miller set the ball rolling on the topic of entrepreneurial orientation in 1989 when he defined EO as “the attempt by firms to engage in product-market innovation, undertakes somewhat risky ventures, and coming up with proactive innovations with the aim of beating competitors to the punch”. Rauch et al. (2009) also describe EO to mean an organization's ability to innovate, take risks, and proactively pursue market opportunities while Jinpei (2009) defined it as “an individual's attitude towards engaging in entrepreneurial activities, be it within an existing firm or creating a new venture”. In their paper, Rauch et al., (2009) concluded that EO embodies the dogmas and practices that provide the foundation for entrepreneurial resolutions and initiatives and therefore influences entrepreneurs and small business owners in their engagement in business, product revolution and market advancement.

### Dimensions of EO and Performance

As mentioned by Omisakin et al. 2016, The dynamic nature of ever changing business environment requires firms to recurrently innovate, take risks, give room for autonomy, be proactive, and aggressively compete if they are to improve performance while remaining competitive. Wang (2008) was also specific when he mentioned that EO is fundamental in business performance. The affiliation between the various dimensions EO and performance is drawn below:

### Innovativeness and Firms' Performance

Covin and Slevin (1989) delineate innovativeness as the corporation's predisposition to engage in new idea generation, hypothesis testing, and research and expansion actions. It is a general consensus that without innovativeness,



entrepreneurship cannot strive and that innovativeness is a fundamental part of firm subsistence strategies (Omisakin et al. 2016). Several researches have found a positive correlation stuck between innovation and firm performance (Rauch et al., 2009; Justine et al., 2005). The prominence of innovation as a backing variable to the assessment of EO and performance cannot be over-emphasized (Omisakin et al. 2016).

### **Proactiveness and Firms' Performance**

Proactiveness encompasses the revolution-mindedness, initiation inclination and advantage-seeking struggles by firms to contour the market by introducing new offerings or processes prior of competition (Rauch et al. 2009; Lyon et al. 2000). Proactive corporations have higher outputs than their competitors since they react to market dynamisms immediately and are always ahead in the game (Hughes and Morgan 2007), thereby becoming frontrunners in their industry with prospects they unearth prior to their contenders (Lumpkin and Dess 1996). The claim above has been supported by several scholarly works on the correlation between EO and performance and advancement, most of which agreed to an affirmative liaison amid proactiveness and corporate performance both in the short and long run (Lumpkin and Dess 2001; Hughes and Morgan 2007; Rauch et al., 2009; Sascha et al., 2012).

### **Risk Taking and Firms' Performance**

Risk-taking is the ability to master courage and invest in uncertain ventures, processes, procedure, technology, products or enter markets with uncertain returns or prospect. Lumpkin and Dess (2001) put it better by indicating that risk-taking entails investing in calculated business opening initiatives with limited determination of the viability of the said venture. Wiklund and Shepherd (2003) as their contribution to the subject opined that risk-taking is the willingness of a business entity to devote means in a ventures whose the outcome may be highly indeterminate and indefinite (Omisakin et al. 2016). Risk-taking may be in the form of borrowing heavily for business continuity, committing a huge chunk of funds to projects with inexact results or entering unknown business environments (Lyon et al. 2000). It is worth noting, however, that the bigger the risk, the bigger the returns and the other way round hence businesses who take calculated risks are likely to be ahead of others in terms of innovation, performance and growth.

### **Determinant of Entrepreneurial Orientation (EO)**

The main determinants of entrepreneurial orientation (OE) has been mentioned to be rooted to entrepreneurial intention which is either the impulsive or deliberate desire to constitute a novel business

undertaking that is planned (Kureger et al., 2000). The Impulsive aspect of entrepreneurial intention has no convincing regulation on business resources and is mostly subjective to personal characteristics, culture or demographic features whiles the deliberate entrepreneurial intention is the inclination of an individual to undertake a commercial activity due to the viability of the business environment and infrastructural support. This aspect of entrepreneurial intention is dependent on external influencers such as preceding know-how or network-building or breakthrough in technology. That is to say that the individual managers and decision maker in firms are influenced by the above factors in deciding whether to invest a firm's resources into uncertain ventures or not.

Weerakoon, (2014), however, held an entirely different view as compared those expressed by many scholars. To him, the entrepreneurial orientation of firms is solely influence by factors domicile to the business which include dictates of top management, employee reward and compensation schemes, sagging and slack resources which activate entrepreneurship and entrepreneurial conduct of a corporation and construct varied impact in terms of inspiring entrepreneurship and entrepreneurial conduct of employees of corporations. Other schools of thoughts have it that EO is greatly shaped by environmental vagueness, lack of established structures and administrative interpretations of environmental doubts especially in developing countries (Hoskisson et al., 2000).

### **Management Support and EO**

As mentioned by Hornsby et al., (1993), the inspiration and inclination of superiors to expedite entrepreneurial undertakings within a corporation is measured vital for stimulating entrepreneurial spirit within a corporation (Kuratko and Montagno, 1989). Such encouragement and willingness in the long run ensures viable competitive recompenses through novelty in the form of new offerings, services, and practices, or a mix of those (Quinn, 1985; Brentani, 2001;Hornsby et al., 2002).

### **Autonomy and EO**

Autonomy refers to the dispensation given to employees to undertake their tasks self-reliantly with little or no supervision and such independence subject to no questions in cases of minimal deviation form operational standards in the chase of innovative activities (Hornsby et al., 2002) since autonomy and suppleness are indispensable influencers of an operative entrepreneurial climate of a company (Alpkan et al., 2010)



### Rewards/Compensations and EO

It is abundantly evident that rewards and compensations are prerequisite to aspiring a certain form of behaviour. The same is true in causing employees of an organisation to be entrepreneurially inclined. Extrinsic and intrinsic rewards are necessary to motivate employee and candle entrepreneurial spirit in a firm. That is to say employees who acknowledge that the reward system is honorable and constructs remunerations will be greatly influenced to obligate to innovative activities (Morrison and Robinson, 1997; Chandler et al., 2000) and will therefore undertake risk related activities related to entrepreneurial behaviour (Kuratko et al., 1990). These remunerations further galvanize innovative, proactive and modest risk-taking conduct of firms (Monsen et al., 2010).

### Structural Support and EO

The precise provision of timely and financial resources and structural support for entrepreneurial activities within a corporation will permit the conception and development of practical entrepreneurial conduct and orientation (Pinchot, 1985; Covin and Slevin, 1991; Kreiser et al., 2002). Corporate procedures, systems and structures towards free time afford employees ample time to deliberate on new ideas, take risks and put their innovative ideas to test (Burgelman 1984; Fry, 1987; Sundbo, 1999; Hornsby et al., 2002). Satisfactory and timely provision and availability of resources and structural support will heighten a organization's capacity for carry out trial son new ideas proactively through research and development and innovation incubation avenues (Hornsby et al., 2002).

### Organizational Boundaries and EO

Organizational boundary encompasses the administrative mechanism through which a firm conducts its business and the openness or closeness of such boundaries determines the entrepreneurial orientation of the firm as a whole. Thus, are assuring contrivance has to be put in place in to appraise, choose and outline successful ideas within organizations (Hornsby et al., 2002). An extremely inflexible organizational structure, for instance, restrict employees from recognizing ideas and prospects beyond their assigned duties and domain which in turn restrict the external attention of employees. Inversely, entrepreneurship within corporations thrives in an environment where the corporate structure is permitting and has a broader extent of restriction as well as creates openings for employees to act entrepreneurially (Ireland, 2006).

### CONCEPTUAL FRAMEWORK

Generally, a conceptual framework is a portrayal of the inter-relatedness that exists between the variables in a scholarly work (Jabareen, 2009). In the diagram below, the construct between the dependent and the independent variables in this study is illustrated by a conceptual framework based on the literature review. The framework essentially illustrates that entrepreneurial orientation as operationalized measured by innovativeness, proactiveness and risks taking are influenced by the independent variables informationalisation, compensation systems, access to resources, and structural support.

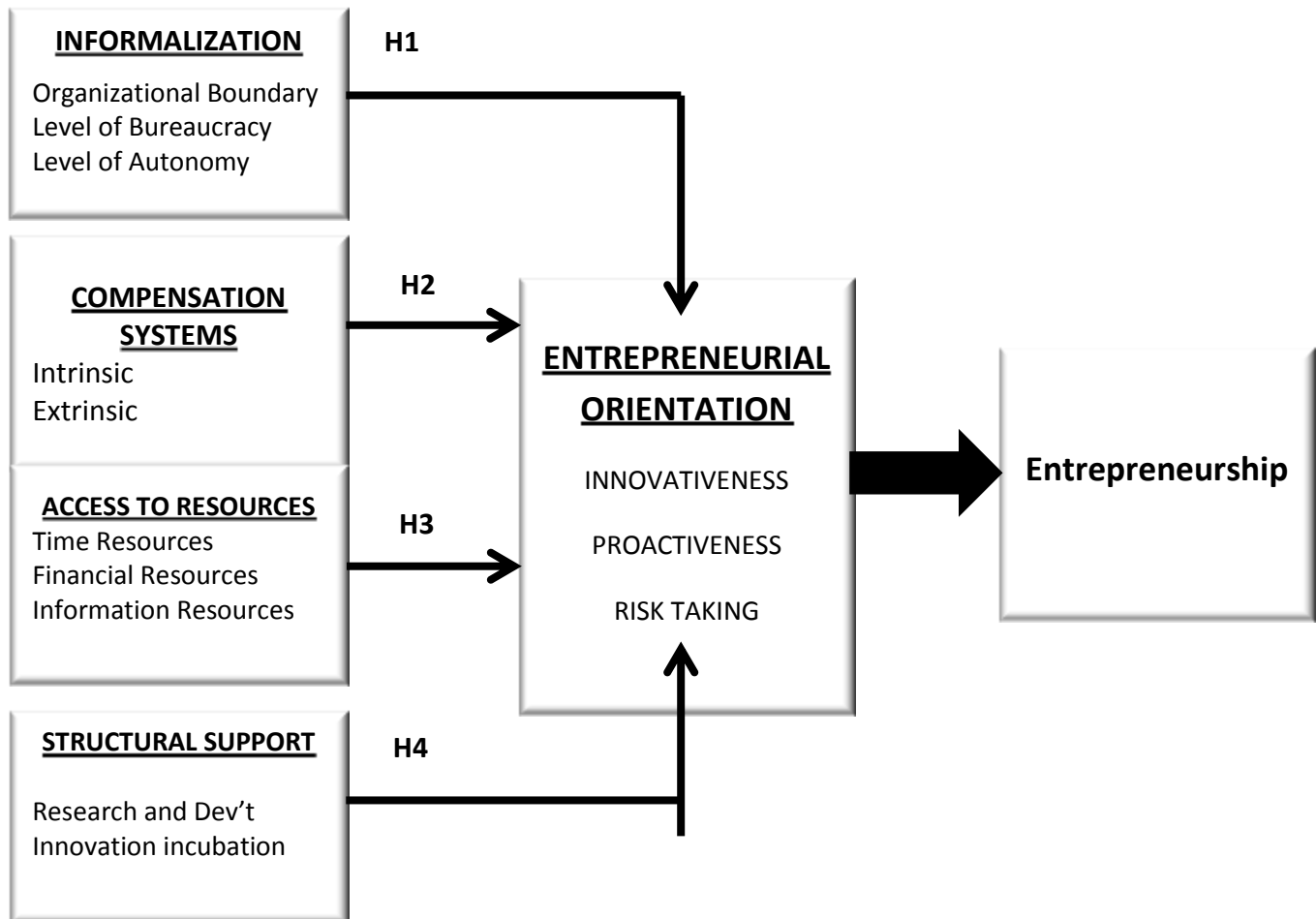


Figure 1: Conceptual framework

### 3. METHODOLOGY

This section of the study discourses the approaches employed by the researcher to attain the objectives set out. The section looks at the methodological fit of the study. Method is flair of steering a research work and is outlined by the nature of the problem. Keeping the nature of the problem in mind, the researcher carried out the present study on the lines of Descriptive Survey Method.

#### population of the Study

The population of the study was the Small and Medium Enterprises (SMEs) in the in Jiangsu province locality in the Jiangsu Province of China. The firms were drawn from agricultural, forestry and animal husbandry, mining, manufacturing, food processing, textile and leather works, metal industry, electrical, machinery and equipment, construction, transport, information technology (IT), hospitality, services and commerce industries.

### 4. SAMPLE SIZE AND SAMPLING TECHNIQUE

A sample of rural enterprises in the selected focal site was drawn from the population using simple random sampling in order to avoid biases in selection of respondents. Four hundred (400) firms were selected using convenience sampling method. To measure entrepreneurial orientation with reference to its constructs innovativeness, proactiveness, and risk taking, a 5-point Likert-scale was developed following the work of Covin and Slevin 1990 cited in Etriya et al., 2012). Questionnaire was used as the research instrument of data collection. Validity and reliability was achieved using face validity test and Cronbach alpha test respectively. Innovativeness operationally measured with the questions related to R&D, new products, and radical changes; proactiveness with questions related to initiative, pioneer, and





competitiveness; risk taking with questions related to high-risk project, obtaining objectives, and exploring new opportunity. Descriptive statistics comprising mean scores and standard deviations and inferential statistical techniques comprising regression will be used.

### Variables of the Study

Two main variables-dependent and independent variable were considered in this study

### Independent Variables

In the present study, organizational boundary, level of bureaucracy, level of autonomy, intrinsic and extrinsic reward and compensation, availability of time, financial and information resources, research and development avenues and innovation incubation programs serve as independent variables of the study.

### Dependent Variables

Entrepreneurial Orientation is considered as dependent variable in the study.

### Method of Data Analysis

The study was descriptive in nature, explaining the relationship between variables. Statistical Package for Social Scientist (SPSS) and Microsoft Excel were used to conduct both descriptive and inferential

analysis. The descriptive statistics include mean, standard deviation, and graphical representation while the inferential analysis included t-test, Correlation, Multiple Regression Analysis, R-Square, F-statistics and Variance Inflation Factors (VIF).

## 5. DATA PRESENTATION AND ANALYSIS

This section of the study analyzes and accord empirical connotations to the data gathered by the study. It gives a systematic description of data on the major determinants of the study which is entrepreneurial orientation, made a factor analyses that lead to the development of correlations of the main concepts and test the hypothesis set out by the researcher.

### Level of Entrepreneurial Orientation in China

The first objective of the study was to determine the level of entrepreneurial orientation in China by assessing the level of innovation, proactiveness, and risk taking habit. Table 4.1 shows the data gathered:

**Table 5.1 Level of Entrepreneurial Orientation**

	MIN	MAX	MEAN	Standard Deviation
New Product utilization	1	5	3.60	0.958
Adopting new technology	1	4	3.73	0.777
Acquiring new services	1	5	3.73	0.003
Producing new inventions	2	5	3.33	0.698
Adopting and supporting creative processes	2	5	3.46	0.654
Rewarding innovativeness	1	5	3.82	0.886
Innovation Incubation programs	1	5	3.60	1.120
Investing in future uncertain projects	1	5	3.73	0.958
Entering new markets	1	5	3.85	0.003

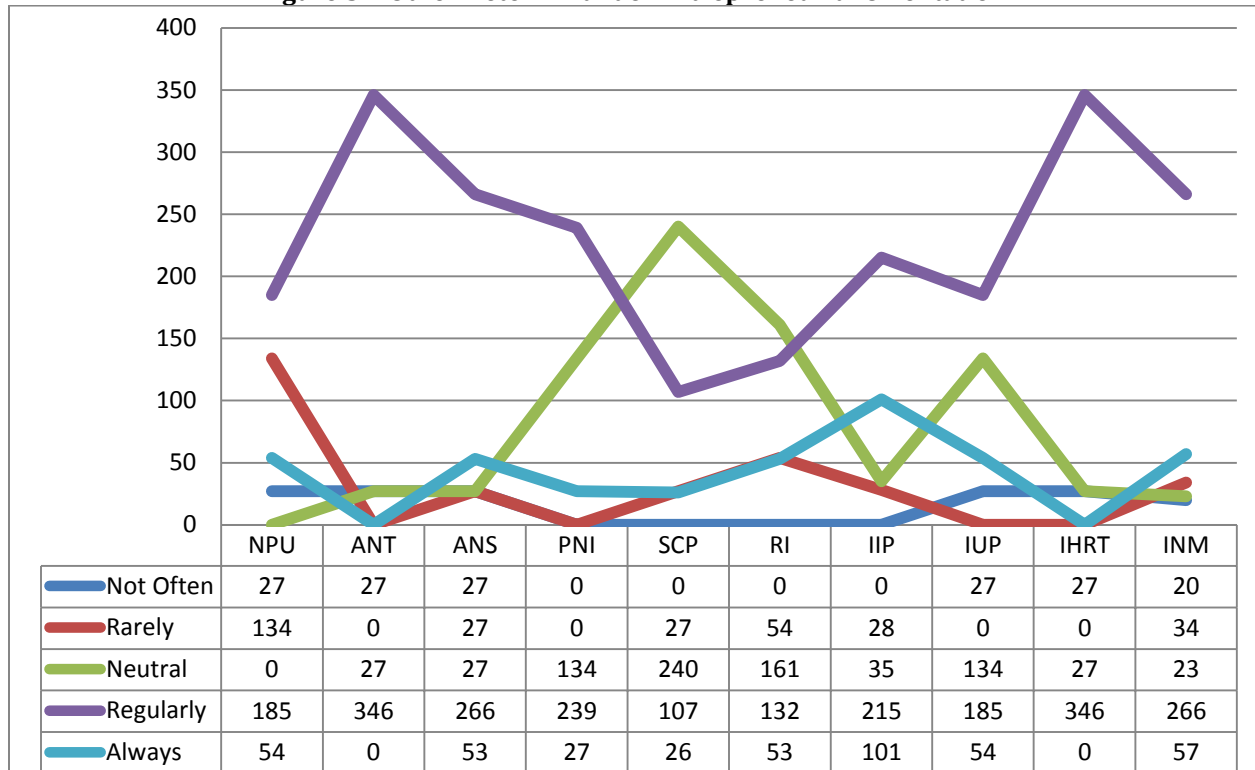
Source: Fieldwork, 2020

From the table it was seen the least mean score recorded was 3.33 from a mean score of 1 and a maximum score of 5, an indication that the level of level of entrepreneurial orientation is extremely high as seen from all indicators used by the researcher. Figure

4.1 also show another dimension of measuring the level of entrepreneurial orientation.



Figure 5.1 Other Determinant of Entrepreneurial Orientation



NPU- New Product Utilization, ANT-Adopting New Technology, ANS-Acquiring New Services  
 PNI-Producing New Inventions, SCP-Supporting Creative Processes, RI-Rewarding Innovativeness, IIP-  
 Innovation Incubation Programs, IUP-Investing in Uncertain Projects, IHRT-Investing Innovation with High Risk,  
 INM-Entering New Markets

Source: Fieldwork, 2020

The Levene test below further entrenched the claims identified below:

Table 5.2 Levene Test Result

Dimension	Mean		t-value	Significance	Std. Error
	FI	DE			
Innovativeness	5.000	4.652	1.959	0.049	0.178
Risk-Taking	4.379	4.146	1.418	0.158	0.164
Proactiveness	5.428	4.956	2.483	0.014	0.190
EO	4.935	4.584	2.793	0.006	0.126

Source: Fieldwork, 2020

Based on the results, p-value was greater than 0.05 in all cases except for that of proactiveness (p=0.01). Thus, unequal variances were assumed for proactiveness and equal variances for all the other models.

The first hypothesis addresses the levels of innovativeness by China firms and it could be seen that

the level of innovativeness is very high (5.000 with a p-value of 0.049).

Rotated factor loading the various dimensions of entrepreneurial orientation is shown below:



Table 5.3: Rotated Factor Loading of the Dimensions of EO

Item	Component							
	1		2		3		4	
	FI	DE	FI	DE	FI	DE	FI	DE
Innovativeness 1	,702							,693
Innovativeness 2	,794							,842
Innovativeness 3	,964	,638						
Innovativeness 4	,789	,775						
Innovativeness 5	,663	,774						
Risk-taking 1			,686	,637				
Risk-taking 2				,599	,640			
Risk-taking 3			,900	,691				
Risk-taking 4			,784	,707				
Proactiveness 1					,805	,906		
Proactiveness 2		,673					,708	
Proactiveness 3					,779	,903		
Proactiveness 5		,600					,730	

Source: Fieldwork, 2020

Based on the Kaiser criterion of eigen values greater than one as suggested by Field (2009), the three-dimensions of EO was established with factor loadings vacillating from 0.652 to 0.918. Together these factors accounted for 78.4% of the variance. Overall, the pattern of factor loadings is steady in both settings. The Cronbach's alphas measuring reliability were also above the satisfactory level of 0.7 defined by Nunnally (1978) with 0.776.

#### Determinants of Entrepreneurial Orientation

This section of the study assessed the determinants of entrepreneurial orientation in China using various dimensions like structural support, relational support, firms' informalization among others.

#### Reliability and Validity of Variables

Reliability is often used to measure internal steadiness of the exploration construct. A scale is said to have high internal consistency reliability if the items of a scale measure similar construct (Robinson, 2009). The reliability and internal consistency of the study's instrument was assessed using Cronbach alpha. Generally, Cronbach's alpha should exceed the acceptable value of .70 (Hair et al., 2014).

The results indicates that the alpha coefficients were .816 for differentiation, .782 for cost leadership, .761 for focus strategy, .801 for organizational culture and .894 for firm performance. From the table, it can be seen that the Cronbach's alpha of the study constructs all exceeded the minimum .70 threshold which makes



the construct suitable for further studies (Hair et al., 2014). The study also estimates the goodness of fit parameters of the overall model.

The most commonly used parameters for this assessment are Chi-square ( $\chi^2$ ), Degree of Freedom (df), Root Mean Square Error of Approximation (RMSEA), Non Normed Fit Index (NNFI), Comparative Fit Index (CFI), Standardized Root Mean Residual (SRMR). The result were,  $\chi^2 = 324.16$ ,  $df = 124$ ,  $\chi^2 / df = 2.61$ , the RMSEA was 0.46, NNFI was

0.94, CFI was 0.96, and SRMR was 0.33. The study found that the measurement model results showed a very good model fit, making the data therefore suitable for further analysis.

### Regression Analysis

The regression analysis is conducted based on the conceptual model of the study. In the model, there are four hypotheses. The fitness of the models was examined using R-Square, F-statistics and Variance Inflator Factors (VIF).

**Table 5.4 Regression Analysis Matrix**

Variables	Firm Performance	Firm Performance	Firm Performance	Beta (t-value)	Result
	Beta(t-value)	Beta (t-value)	Beta (t-value)		
Enterprise informalization	.151 (2.324)				Supported
Compensation systems		.217 (4.847)			Supported
Access to resources			.614 (10.347)		Supported
Structural support				.331 (5.463)	Supported
<b>Model Indices</b>					
R Square	.213	.271	.412	.334	
F statistics	25.837	36.487	45.247	41.364	
Sig.	.003	.000	.000	.001	

**Note: \*p < .05; hypothesized paths are evaluated at  $t \geq 1.645$  (5% sig. level), t-values are in parenthesis.**

Field Study 2020

### Hypothesis Testing

Based on the regression analysis shown in table 4.2, the hypotheses set out are tested below:

#### The Effect of Enterprise In formalization on Entrepreneurial Orientation

Firstly, the study analyzed the effect of Enterprise informalization on entrepreneurial orientation. From the table, the result of the regression analysis accentuated that Enterprise informalization has a positive and statistically significant effect on the entrepreneurial orientation ( $\beta = .151$ ,  $t = 2.324$ ,  $p < 0.05$ ). Thus, *the hypothesis 1, that there's a significant positive relationship Enterprise informalization, and entrepreneurial orientation is accepted.* The implication is that Enterprise informalization improves entrepreneurial orientation. Furthermore, the table indicated that, Enterprise informalization explains up to 21.3% variability in the entrepreneurial orientation.

The finding of the examination has been certified by existing writings. Business specialists (Stevenson and Gumpert, 1985; Covin and Slevin, 1991; Zahra, 1993) ponder that a lower level of

formalization invigorates groundbreaking thoughts. Enterprises where activities and strategies are worked by recommended rules are less conceivable to empower advancement, since "they are more arranged towards accomplishing measures than objectives" (Barringer and Bluedorn, 1999). As per Green et al. (2008), "informal associations (natural structures) are those in which data are broadly and transparently gave among the representatives, casual control components and the standard of participation are utilized to coordinate people's activities; parallel correspondence centers interview as opposed to order, the hunt of objectives is frequently completed with little worry for past training or existing systems; lastly casual examples of connection are utilized as the reason for altering and ceaselessly rethinking cycles and individual duties". In short exercises are more adaptable in big business.

#### The Effect of Compensation Systems on Entrepreneurial Orientation

The study also analyzed the effect of Compensation systems on entrepreneurial orientation. From the result of the regression analysis indicated, Compensation systems recorded positive coefficients



values with entrepreneurial orientation ( $\beta = .217$ ,  $t = 4.847$ ,  $p < 0.05$ ). Thus, Compensation system has a positive relationship with entrepreneurial orientation. Therefore, if the index of Compensation systems increases, entrepreneurial orientation will mostly likely to increase as well. Furthermore, Compensation system has 27.1% relative change on entrepreneurial orientation. Therefore, *the hypothesis 2, that there's a significant positive relationship between Compensation systems and entrepreneurial orientation is supported.*

This finding of the study is line with existing literatures. Recognizing staff for performance inspire them to stay intact with businesses for extended amount of your time and upsurges their allegiances still as devotions (Stevenson and Gumpert, 1985). Employees contemplate the construct of owning the enterprise and enhance their loyalties against their contender. In line with Miller (1983) "value primarily based compensation guides folks to speak each internally and outwardly to raised scan for opportunities that increase enterprise worth, creating the total enterprise a lot of adaptive". This act of owner or businessperson will increase ability of their staff to create amendment once necessary so as to agitate completely different things.

#### **The Effect of Access to Resource on Entrepreneurial Orientation**

The study also analyzed the effect of access to resource on entrepreneurial orientation. From the result of the regression analysis, access to resource recorded positive coefficients values with entrepreneurial orientation ( $\beta = .614$ ,  $t = 10.347$ ,  $p < 0.05$ ). This implies that access to resource is positively associated with entrepreneurial orientation. Therefore, arise in access to resource will result to an increase in entrepreneurial orientation. Access to resource explains 41.2% of variability in entrepreneurial orientation. Therefore, *the hypothesis 3, that there's a significant positive relationship between access to resource and entrepreneurial orientation is supported.*

This finding of the study has confirmed existing literatures. Access to resources allows the bourgeois to sharply exploit opportunities well before time as compare to competition rather than because of environmental pressures (Wernerfelt, 1984; Barney, 1986). Resources like physical and intangible assets are components necessary to implement "value-creating strategies" (Eisenhardt and Martin, 2000) and to use opportunities by flourishing entrepreneurial orientation. Access to resources so its economical reallocation or reorganizing is important to entrepreneurial orientation, otherwise wastage of accessible resources is adverse or offset to entrepreneurship (Fahy, 2002). According to Timmons (1977) "effective entrepreneurial economic activity needs the business person to access and

leverage resources to form worth addition". Bourgeois ought to be ready to grab chances so as to commit the required resources and effectively perform entrepreneurial role and exploit the chance. Honig and Davidsson (2000) and Baughn et al. (2006) exemplify access to resources exploitation relative support that per them will take the kinds of emotional support and/or the acquisition of funding from friends and family.

#### **The Effect of Structural Support on Entrepreneurial Orientation**

The study also evaluated the effect of Structural support on entrepreneurial orientation. From the table, the result of the regression analysis revealed that Structural support has a positive and statistically significant effect on the entrepreneurial orientation ( $\beta = .331$ ,  $t = 5.463$ ,  $p < 0.05$ ). The implication is that Structural support ameliorates entrepreneurial orientation. Furthermore, the table indicated that, Structural support explains up to 33.4% variability in the entrepreneurial orientation. Thus, *the hypothesis 4, that there's a significant positive relationship Structural support, and entrepreneurial orientation is supported.*

This finding of the study has academic backing. The actual fact that the present context of entrepreneurship is wrought by economic and political tools that are regulated by the people within the public, personal and non-governmental sectors can't be discounted. Such a system will impose threats or opportunities for entrepreneurs. For instance, barriers that take the shape of harsh laws to entry into a market could lower the capability for entrepreneurship. However if companies are given conditions acceptable and inspiring, people will take a lot of risks (Gelard & Saleh, 2011).

#### **Summary of Findings and Conclusion**

This final section of this paper abridges the findings of this study and laid the theoretical contribution of the thesis and provides insinuations of the study based on the outcomes obtained.

## **6. RESULTS MAIN FINDINGS**

The finding of this study was targeted on the amount of entrepreneurial orientation (EO) in China additionally because the determinants of EO among China corporations. It absolutely was examined that management support, rewards and time and resource accessibility encourage completely affects EO behavior of corporations. Hypotheses testing confirmed that the higher the management support, rewards and time and resource accessibility are, the higher the chance of EO inclination by staff. Management ought to create make a conscious effort and demonstrate high level of commitment to encouraging staff to engage in





innovative practices by providing applicable rewards and making accessible the specified time and resources needed. Sturdy support for brand spanking, new idea generation and experimentations and acceptance of worker suggestions, championing projects with staff and tolerance for failures in innovation development are essential for higher EO level. Higher recognition with extrinsic and intrinsic rewards for entrepreneurial activities of staff would be of tremendous significance in this perspective as instructed by the findings of Sheepers et al. (2008), Antoncic & Hisrich (2001); Hornsby et al. (2002) and Morris & Kuratko, (2002)

The study also revealed that Chinese firms are highly inclined in terms of entrepreneurial orientation as they score high across all the indicators used. They for instance are proactive, takes risk and innovative, accounting for the rapid growth in the small and medium enterprises (SMEs) in China

## 7. CONCLUSION

Because performance and entrepreneurial orientation are strongly inter-twined positively affects each other, managers and policy maker needs to pay attention to the various dimensions of EO-proactiveness, risk-taking, innovativeness and autonomy. For firms to stay ahead of competition and remain in business, it is extensively suggested for small and medium enterprises to engage entrepreneurial orientation in their corporate dealings.

Another area that needs to be looked at is the paradigm shift in the educational curricular to be more entrepreneurially oriented as education and prior expertise in entrepreneurial ventures were seen to impact entrepreneurial orientation absolutely and momentarily. Individual with extraordinary level of schooling and expertise are more prospective to participate in entrepreneurial activities. An individual with further work familiarity, higher level of education, more knowledge of the market and corporate expertise is more likely to be able to recognize an opportunity for commencing business (Wit and VanWinden, 1989).

The need for independence and encouraging self-achievement can also not be overemphasize as they have a positive and significantly correlation with the entrepreneurial orientation.

## 8. REFERENCES

1. Alpkhan, L., Bulut, C., Gunday, G., Ulusoy, G., & Kilic, K. (2010). *Organizational support for Intrapreneurship and its interaction with human capital to enhance innovative performance. Management Decision*, 48(5), 732-755.
2. Antoncic, B., & R.D. Hisrich. (2001). *Intrapreneurship: Construct refinement and cross-cultural validation. Journal of Business Venturing*, 16(5), 495-527.
3. Brentani, U. (2001). *Innovative versus incremental new business services: Different keys for achieving success, The Journal of Product Innovation Management*: 181-187.
4. Burgelman, R.A. (1984). *Managing the internal corporate venturing process, Sloan Management Review*, 25(2): 33-48.
5. capability. *Southern African Business Review*, 12(3), 50-75
6. Chandler, G., & Lyon, D. (2001). *Issues of Research Design and Construct Measurement in Entrepreneurship Research: The Past Decade, Entrepreneurship Theory and Practice*, 101-116.
7. Chandler, G.N., Keller, C., & Lyon, D.W. (2000). *Unravelling the determinants and consequences of an innovation-supportive organizational culture. Entrepreneurship Theory and Practice*, 25(1): 59-76.
8. Covin, J. G. and D. P. Slevin (1990). "New venture strategic posture, structure, and performance: An industry life cycle analysis." *Journal of Business Venturing* 5(2): 123-135.
9. Covin, J. G., & Slevin, D. P. (1991). *A conceptual model of entrepreneurship as firm behavior. Entrepreneurship: Theory and Practice*. 16(1), 7-24, Available at:
10. Covin, J.G. and Wales W.J., 2011. *The Measurement of Entrepreneurial Orientation. Entrepreneurship Theory and Practice, [e-journal] Published online. Available through: Wiley Online Library [Accessed 2 November 2011].*
11. Covin, J.G., & Slevin, D.P. (1988). *The Influence of Organization Structure on the Utility of an Entrepreneurial Top Management Style. Journal of Management Studies*. 25(3), 217-259.
12. Cromie, S. (2000). *Assessing Entrepreneurial Inclination: Some approaches and empirical evidences. European Journal of Work and Organizational Psychology*, 1, 7-30.
13. Dess, G.G. and Lumpkin, G.T., 2005. *The role of entrepreneurial orientation in stimulating effective corporate entrepreneurship. Academy of Management Executive*, 19(1), pp. 147-156.
14. Eisenhardt KM, Martin JA (2000). *Dynamic capabilities: What are they? Strategic Management Journal*. 21:1105-1121.
15. Etriya, E., Wubben, E. F. M., Scholten, V. E., & Omta, S. W. F. (2012). *Exploring factors related to entrepreneurial orientation and innovation capacity of farms. A lesson from vegetable farmers in West Java.*
16. Fry, A.S. (1987). *The post it Note: An entrepreneurial success, SAM Advanced Management Journal*, 52(3):4-9.
17. Hamel, G. (2000). *Leading the revolution. Boston, MA: Harvard Business School Press*
18. Hornsby, J.S., Kuratko, D.F., & Zahra, S.A. (2002). *Middle managers' perception of the internal*



- environment for corporate entrepreneurship: Assessing a measurement scale, *Journal of Business Venturing*, 17: 253–273.
19. Hornsby, J.S., Naffziger, D.W., Kuratko, D.F., & Montagno, R.V. (1993). An interactive model of the corporate entrepreneurship process, *Entrepreneurship Theory and Practice*, 24(2): 9-24.
  20. Hoskisson, R.E., Eden, L., Lau, C.M. & Wright, M. (2002), "Strategy in emerging economies", Ireland, R.D., Covin, J.G. & Kuratko, D.F. (2009), "Conceptualizing corporate entrepreneurship strategy", *Entrepreneurship Theory & Practice*, 33(1), 19-46. *Academy of Management Journal*, 43(3), 249-67.
  21. <http://kisi.deu.edu.tr/ethem.duygulu/covin%20ve%20slevin.pdf>
  22. Hughes, M. and Morgan, R. E., 2007. Deconstructing the relationship between entrepreneurial orientation and business performance at the embryonic stage of firm growth. *Industrial Marketing Management*, 36(5), pp. 651–661.
  23. Ireland, R.D. M.A. Hitt and D.G. Sirmon. 2003. A model of strategic entrepreneurship: The construct and its dimensions. *Journal of Management* 29(6): 963-990.
  24. Jinpei W. (2009). *Entrepreneurial orientation, entrepreneurial intent and new venture creation: Test of a framework in a Chinese context*, PHD dissertation, Blacksburg, Virginia. <http://hdl.handle.net/10919/28298>.
  25. Justine, A., Anthony, L., & Max, C. (2005). The impact of entrepreneurial orientation on the Australian automotive component industry. Working paper 17/05, Department of management, Monash University. <http://pandora.nla.gov.au/pan/44459/20070123-0000/wp17-05.pdf>
  26. Kreiser, P. M., Marino, L. D. and Weaver, K. M., 2002. Assessing the psychometric properties of the entrepreneurial orientation scale: A multi-country analysis. *Entrepreneurship Theory and Practice*, 26(4), pp. 71–92.
  27. Kuratko, D.F., & Montagno, R.V. (1989). The entrepreneurial spirit, *Training and Development Journal*, 43(10): 83-87.
  28. Lumpkin G.T. & Dess G.G. (1996). Clarifying the entrepreneurial orientation construct and linking it to performance. *The Academy of Management Review*. 21(1), 135-172,
  29. Lumpkin, G. T., & Dess, G. G. (1996). Clarifying the entrepreneurial orientation construct and linking it to performance. *Academy of management Review*, 21(1), 135-172.
  30. Lumpkin, G.T., & Dess, G.G. (2001). Linking two dimensions of entrepreneurial orientation to firm performance: The moderating role of environment and industry life cycle. *Journal of Business Venturing*. 16 (16), 429-451
  31. Lyon, D. W., Lumpkin, G. T., & Dess, G. G. (2000). Enhancing entrepreneurial orientation research: Operationalizing and measuring a key strategic decision making process. *Journal of Management*, 26(5), 1055–1085.
  32. Miller, D. (1983). The Correlates of Entrepreneurship in Three Types of Firms. *Management science*, 770–791
  33. Monsen, E., H. Patzelt & T. Saxton (2010), *Beyond Simple Utility: Incentive Design and Trade-offs for Corporate Employee-Entrepreneurs*, *Entrepreneurship Theory & Practice*, 105-130.
  34. Morrison, E.W., & Robinson, S.L. (1997). When employees feel betrayed: A model of how psychological contract violation develops, *Academy of Management Review*, 22(1): 226-25.
  35. Pinchot, G. (1985). *Intrapreneuring*, New York, NY Harper and Row.
  36. Quinn, J.B., (1985). *Managing innovation: controlled chaos*, *Harvard Business Review*, 63: 73-84.
  37. Rauch, A., Wiklund, J., Lumpkin, G. T. and Frese, M., 2009. *Entrepreneurial Orientation and Business Performance: An Assessment of Past Research and Suggestions for the Future*. *Entrepreneurship Theory and Practice*, 33(3), pp. 761–787.
  38. Sascha, K. J. P., Coen, R., Marthew, H., & Vincent, H. (2012). *Entrepreneurial orientation and business performance of SMEs: A quantitative study from the Netherlands*. *Review of management science*, 6(2), 161–182.
  39. Scheepers, M. J., Hough, J., & Bloom, J. Z. (2008). *Nurturing the corporate entrepreneurship*
  40. Sundbo, J. (1999). Empowerment of employees in small and medium-sized service firms, *Employee Relations*, 21(2): 105-127.
  41. Timmons J.A. (1977). *New venture creation*, 3rd edition. Homewood, IL: Irwin
  42. Weerakoon, C. (2014) *Organizational Determinants of Entrepreneurial Orientation: (With Reference to Small Scale ITBPO Firms in Sri Lanka)*: *International Journal of Science and Research (IJSR)*.
  43. Wiklund, J. (1999). The sustainability of the entrepreneurial orientation—performance relationship. *Entrepreneurship theory and practice*, 24(1), 37-48.
  44. Wiklund, J. and Shepherd, D. (2005). *Entrepreneurial Orientation and Small Business Performance: A configurational Approach*. *Journal Business Venturing*, 20 (1): 71-91.
  45. Wiklund, J., & Shepherd, D. (2005). *Entrepreneurial orientation and small business performance: A configurational approach*. *Journal of Business Venturing*. 20, 71-91.
  46. Wit, G. and VanWinden, F., 1989. An empirical analysis of self-employment in the Netherlands. *Small Business Economics*; 1(4), 263-272



## A STUDY ON ARABIC DRAMA ‘THE MAN WHO ABANDON’ الرجل الذي صمد

**Dr. Irshad Ahmad Mir**

Assistant Professor,  
Arabic Language and Literature,  
Islamic University of Science and Technology,  
Awantipora Pulwama Jammu Kashmir

Tawfeeq al Hakeem is one of the famous Egyptian dramatists. He has written dramas and short stories in which he highlighted social issues in a new and romantic form. He has written many dramas among them one of the most famous dramas is الرجل الذي صمد about which I would like to review in an analytical way. (1)<sup>1</sup>

In this drama he highlights the issue of corruption, main causes of corruption and how people compel each other to do such heinous acts. He tries his level best to highlight the root cause of such evils and why such acts spread in society so rapidly. Keeping in view the issues which he raised along with the sensitiveness of such issues and need to curb corruption in the contemporary era and the problems which society faces due to such issues and relevance of such issues with the contemporary society, I decided to summarize it in English so that people from multi disciplinary streams and disciplines may get aware, know about the new trends and forms of Arabic literature after the invasion of Napoleon Bonaparte in 1798 who established encyclopedia in Egypt on the pattern of French encyclopedia or المجمع العلمي الفرنسي. The translation was started by this academy in Egypt and later on scholars of al azhar were sent to Europe to expertise them in the field of translation. The well known and famous translator among them is raffa al tahtavi who translated most of the books from French to Arabic, in 1848 maroon naqash a lebnani writer had translated first literary drama in Arabic entitled البخيل.<sup>(2)</sup>

Coming back to the drama it starts with conversation between two main characters, the one among them is Abdul bair basha and another one is Salieh bak. Salieh bak was former colleague of Abdul bair bashah when both of them were lawyers of Egyptian high court. Abdul Bar Bashah left the job and his own business while Salih bak got promoted as high court judge. Whenever Abdul bar bashah sought any illegal help from his former colleague for resolving any issue in his favor, his former colleague Salih bak refused to do so and solved the case honestly without taking any suggestion or side of his friend. One day Abdul bar Bashah visited to a foreign country for some business related issue like import export or exchange of goods. He returned back after some time and during his travel he came to know that the finance officer has been transferred and the new one who joined the office is having the same name as old one and he is close friend of his former colleague Salih bak. He went directly to his home and the conversation which took place between these two former colleagues is as under:

Abdul bar bashah: We met after a long time. I decided to visit to your home to know about your health condition. In addition to that I am in need of your help as I would like to meet your friend who has been recently appointed as finance office. Actually I have bought a gift from Italy for ex budget officer but he has been replaced with your friend and I am rather fortunate that the first word of new officer's name is same as that of previous one had. So I would like to present this gift now to your new friend who is currently the officer of the state but that is only possible by your help and assistance. For this help you would be given a good and sufficient amount as commission which will be five thousand as advance payment and this amount will be considered first installment and

<sup>1</sup>.AL ADAB ALARABI AL MUAASIR BY SHAAUQI ZAIF  
P.16

<sup>2</sup>.TAREEKH AL ADAB AL ARABI BY HANA FAKHOURI  
P.115



second installment will be double of it. He refused to take such commission while saying I wouldn't like to indulge in such activities but Abdul Bar Bashah couldn't understand his intention and he replied to him: I know the value and status of your highness and I know how much precious is your time so I request you not to pay any heed to what I offered to you but I will give you ten thousand rupees as first installment and double of it as second installment.

There was conversation between these two colleagues on one side and on the other side there was conversation between Salih Bak and his wife regarding the dowry of their daughter who was their only daughter. The mother and her daughter's demands were to build one house as dowry and to prepare clothes and other items related to his daughter's marriage as dowry.

But even though Salih Bak has not taken such things in consideration and refused his friend to accept such money to help or assist for some illegal activities. He remembered and repeated the words of their ex and late senior colleague and friend about such heinous crimes when they were discussing the social evils in staff room. His words were as under: the time will come when peon will ride in luxury cars and lawyers and judges and officers will walk by their feet on roads. Then he asked us a question what should we do at that time whether we should be proud or we should get ashamed as our colleagues who will be lower than us will be in cars and we will be walking on roads by feet.

Then he himself replied, we should be proud because that means we had not indulged ourselves in any wrong or illegal activity. He repeatedly advised us not to try to swim in river which has a fast flow due to flood and that flood is carrying everything without recognizing good and bad. So before such time will come we should be cautious that we should not indulge in such activities.

He tried his level best not to indulge in such heinous crimes and on the other hand his family members were pressing him hard to get the money by using his influence, as he was finance minister of the country at that time. They wanted to arrange dowry for their daughter to get married but he refused. As a result his family compelled him to leave the house as he wouldn't like to live with such people around who are corrupted and while leaving his house, he was saying his last words that 'I will now live without any one who will involve me in wrong deeds.'<sup>3</sup>

It is pertinent to mention here that Al Hakim founder of contemporary Egyptian drama and a leading figure in modern Arabic literature won fame as a dramatist with *Ahl al kahf* (the people of the cave) in

1933. His output of more than 50 plays includes many on Egyptian social themes. He wrote high quality prose often interspersed with colloquial Arabic as mentioned in *Encyclopedia Britannica* with these words:

"Al Hakim made a respected Arabic literary genre, prior to him prose plays had been primarily lightweight comedy or farce, while verse had been used by such noted poets as Ahmad Shawqi for heroic drama. Al Hakim, however wrote only in prose."<sup>4</sup>

In this drama he used mostly Arabic literary and *fasih* language but also used some colloquial words as well. He used to advise his colleagues to take right path and not to indulge in bad manners and wrong activities. These traits are very appreciable qualities in this drama to draw the picture of true human being and build a good and civilized society. We saw in this drama his protagonist left his home and couldn't motivate his family members about the real value of life in this world and failed to transmit his emotions in his family members. This failure of convincing his family seems negative aspect of this drama and shows the intolerance by his side as he left his home when his family members ignored his advice. So I would like to conclude it with the words that a person should start bringing change in his society by starting from his family with mutual understanding, tolerance, peace, love and good behavior one should not reflect in rage, anger and rash behavior. One needs to be more inclusive and tolerant to bring a change in society.

<sup>3</sup> . al rajul alazi samad by tawfiq al hakim 1-110

<sup>4</sup> .[www.britannica.com>art.tawfiq al hakim](http://www.britannica.com>art.tawfiq%20al%20hakim)





# ANTIPHOSPHOLIPID SYNDROME AND THE RELATIONSHIP WITH CEREBROVASCULAR DISEASE

<sup>1</sup>O.Y. Bustanov, <sup>2</sup>Y.N. Madjidova, <sup>3</sup>N.A. Nasirdinova, <sup>4</sup>O.B. Kuchkarova,  
<sup>5</sup>M.A. Mamatov  
<sup>1,2,3,4,5</sup>Andijan State Medical Institute

Article DOI: <https://doi.org/10.36713/epra4313>

## ABSTRACT

*Antiphospholipid syndrome is accompanied by a number of organ and system lesions: one of them is damage to the nervous system, namely cerebrovascular diseases. In this work, a study of the lesions of the nervous system against the background of rheumatological pathology and signs of antiphospholipid syndrome has been carried out. A relationship has been found between the duration of the rheumatic process and the occurrence of organic brain damage.*

**KEY WORDS:** *rheumatic diseases, antiphospholipid syndrome, cerebrovascular pathology.*

## RELEVANCE

The clinical spectrum of ischemic brain lesions in antiphospholipid syndrome is extensive and includes manifestations from transient ischemic attacks to focal lesions such as amaurosis, extensive cerebral infarction, ataxia and dementia [2]. Most often, vascular lesion in antiphospholipid syndrome affects the middle cerebral artery basin [3].

There is a tendency to recurrent stroke with antiphospholipid syndrome, it is often preceded by transient ischemic attacks. Rapid regression of symptoms is characteristic. Some cerebral circulatory disorders are asymptomatic and are incidentally found on magnetic resonance imaging.

Recurrent strokes lead to the development of multi-infarction dementia [1, 2, 5]. It is the propensity for insult strokes (arterial) that distinguishes and differentiates antiphospholipid syndrome from other less dangerous hypercoagulable syndromes, such as factor V Leiden mutation [6].

In this regard, the goal has been set for us - to consider the most frequent cerebrovascular lesions in antiphospholipid syndrome against the background of rheumatological diseases and ways of their correction.

## MATERIAL AND RESEARCH METHODS

This work presents the results of examination of 256 patients with various forms of rheumatic diseases (n = 256): systemic lupus erythematosus - 35 people, systemic scleroderma - 13 people, systemic vasculitis - 1 person, rheumatoid arthritis - 205 people, Raynaud's syndrome - 1 person, rheumatic heart disease - 1 person. All patients has undergone the examination and treatment in the clinic of the Andijan State Medical Institute at the Department of Propedeutics of Internal Diseases and the Department of Nervous Diseases, followed by many years of dispensary observation.

The average age of patients is  $39 \pm 12.7$  years and is the highest in patients with rheumatoid arthritis ( $48.5 \pm 7.8$  years), the smallest in patients with systemic lupus erythematosus ( $33.7 \pm 11.3$  years).

The most numerous among patients has been the group with a disease duration from 1 to 5 years (in the group as a whole - 41.2%), it has been especially numerous among patients with systemic lupus erythematosus (48.6%) and systemic scleroderma (53.8 %). The highest proportion of long-term illnesses has been among patients with rheumatoid arthritis (72.2%).





Duration of rheumatic disease at the time of examination (n = 256)

Nosological Form	Up to 1 year	From 1 year to 5 years	From 6 years to 10 years	More than 10 years
Systemic lupus erythematosus	7 (20%)	17 (48,6%)	5(14,2%)	6 (17,1%)
systemic scleroderma	3 (23,1%)	7 (53,8%)	2 (15,3%)	1 (7,7)
rheumatoid arthritis	17 (8,2%)	148 (72,2%)	25 (12,2%)	15 (7,3%)
systemic vasculitis	1 (100%)			
Raynaud's syndrome	1 (100%)			
Rheumatism of heart		1 (100%)		

All patients have undergone studies: "USDG" of the great vessels, MRI of the brain and immunological studies to determine the presence of antiphospholipid syndrome. With the help of "UZTKDG" according to the characteristics of blood flow in the main vessels of the brain, non-invasive diagnostics of the localization and degree of the stenosing process, vascular tortuosity, shunting lesions of the vascular system, angiospasm is possible. MRI of the brain has been performed to

identify organic brain lesions in the presence of rheumatic diseases.

## RESULTS AND DISCUSSION

Signs of damage to the nervous system have been identified in all patients examined by us and have been represented by damage to the peripheral and central nervous system.

Sign	n	%
Cerebrovascular pathology: - initial manifestations of cerebrovascular accident	63	30,5
- Chronic ischemia of the brain - 1 st.	47	22,9
- Chronic ischemia of the brain - P st.	75	36,5
- transient cerebrovascular accident	12	5,8
- insult strokes	12	5,8
Cephalalgia	98	47,8
Neurasthenia (often of the hypersthenic type)	114	55,6
Vestibular disorders (vertigo, tinnitus)	58	28,2
Basal-meningeal syndrome	17	8,3
Cervicalgia	76	37,1
Sleep disturbances	44	21,5
Vegetative disorders	65	31,7
Mnestic disorders	51	24,9

Strokes in 11 cases have been ischemic in nature and developed in the "MCA" basin, in 1 case "ACVA" has been represented by subarachnoidhemorrhage.

Re-stroke has been observed in only 1 patient.

Transcranial Doppler ultrasound has been performed in 39 patients with rheumatoid arthritis. According to "USTKDG", the linear blood flow velocity according to "POSA" was  $74.4 \pm 42.2$  cm / s in patients with systemic vasculitis, and according to "LOSA" -  $66.3 \pm 41.7$  cm / s; according to "PVSA" -  $58.3 \pm 9.9$  cm / s, according to "JIBCA" -  $60.8 \pm 9.3$  cm / s and have been significantly ( $p < 0.01$ ) lower than in the comparison group ( $81, 3 \pm 4.3$  cm / s and

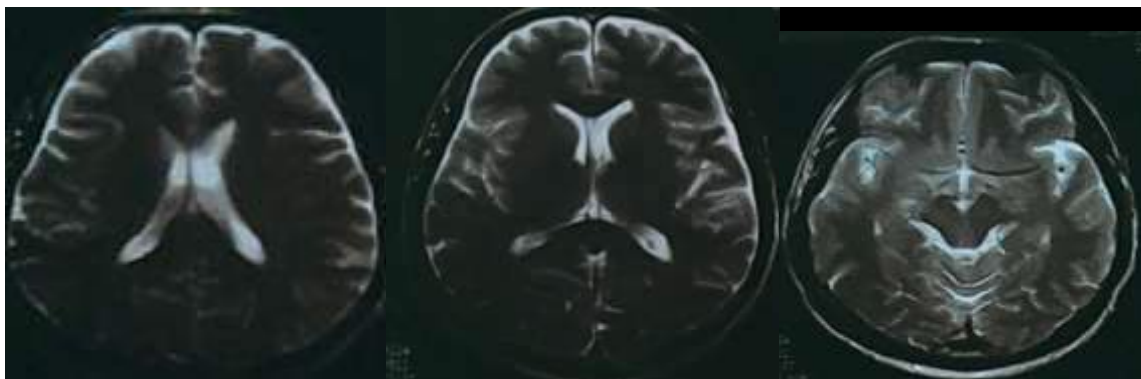
$82.3 \pm 8.1$  cm / s, respectively); by "PSMA" -  $80.4 \pm 29.2$  cm / s, "JICMA" -  $67.6 \pm 15.8$  cm / s and were higher than in the comparison group ( $44.3 \pm 21.1$  cm / s and "LSMA" -  $53.2 \pm 22.5$  cm / s); according to "PPA" -  $31.1 \pm 15.6$  cm / s, according to "LPA" -  $29.6 \pm 9.1$  cm / s were significantly ( $p < 0.01$ ) than in the comparison group ( $53.2 \pm 14.8$  cm / s and "LPA" -  $55.4 \pm 18.7$  cm / s). Patients with rheumatoid arthritis have had higher "LBFV" values for "SMA" and lower values for "ICA" and "OSA". The revealed changes in blood flow have showed that in the group of patients with rheumatoid arthritis the extracerebral vessels most often change towards angiostatic reactions.



**Figure 1 "USTKDG" on rheumatic disease**

The study of structural disorders (MRI of the brain) also has revealed the following tendency - an increase in the duration of the course of pathology in patients with rheumatic diseases leads to an increase in signs of external and internal hydrocephalus, origins in the subcortical ganglia. The defeat of the cortex often develops in periods up to 1 year from the onset of the disease and more than 10 years from it. Periventricular origins were formed more often in patients in the first year after the

clinical manifestation of the disease and within 6-10 years from the onset. In the group with systemic lupus erythematosus and systemic scleroderma, thickening of the meninges was observed with an increase in the duration of the disease. In patients with systemic vasculitis, with the course of the disease, the incidence of a decrease in the density of the white matter of the brain increased the number of periventricular origins and thickening of the meninges decreased.



**Figure 2. MRI of the brain in rheumatic diseases**

**Brain MRI in rheumatoid arthritis**

Sign	Number of cases	
	N	%
External hydrocephalus	24	46,2
- easily expressed	8	33,3
- moderately expressed	12	50
- expressed	4	16,7
Internal hydrocephalus	21	40,4
- easily expressed	5	23,8
- moderately expressed	13	61,9
- expressed	3	14,3
Subcortical origins	7	13,5
- single	4	57,1
- multiple	3	42,9
Cortical origins	8	15,4
- single	4	50



- multiple	4	50
Periventricular origins	10	19,2
- up to 5 mm	4	40
- from 5 to 10 mm	6	60

For the period the course of the study, in 253 patients with various forms of rheumatic diseases, the dynamics of the development of clinical neurological symptoms, structural changes in the brain and lesions of cerebral vessels, depending on the duration of the process, have been determined.

The patients have been examined at different times from the clinical onset of the disease, as they have been referred for a consultation with a neurologist. All patients have gone a study of lupus anticoagulant and antibodies to cardiolipin to detect antiphospholipid syndrome. "VA" has been studied in 26 patients with systemic lupus erythematosus and rheumatoid arthritis: among them, in 5 patients (31%) - "VA" during repeated studies ranged from positive to negative values, in 6 patients (37%) - "VA" has been persistently positive.

Antiphospholipid antibodies are a heterogeneous group of antibodies that react with phospholipid-linked cofactor proteins. The interaction of antiphospholipid antibodies with these proteins on the endothelial or platelet membrane or with coagulation proteins of blood serum creates a hypercoagulable state. It underlies the main clinical manifestation of antiphospholipid syndrome - thrombosis, including cerebral arteries, which leads to ischemic cerebrovascular accidents and other neurological manifestations (3,6). The etiology of the vast majority of primary systemic vasculitis is little known. Normally, the components of the vascular wall are resistant to the penetration of microorganisms. Nevertheless, in certain situations, infection of the vessel from nearby tissues or the bloodstream can be observed, which is accompanied by immunologically mediated or toxic damage to the endothelium and / or other structures of the vascular wall. It is assumed that many infectious agents can be causal (or trigger) factors that initiate inflammation of blood vessels of various sizes.

The identification of the above indicators in patients with systemic lupus erythematosus and rheumatic diseases once again confirm the connection of neurological pathology with immunological damage to blood vessels in rheumatological processes, and, as a consequence, the development of hypercoagulable processes in the vessels.

Summing up, we can say that the longer the duration of the rheumatological process, the more pronounced the neurological deficit: according to the research data, a progressive increase in the symptoms of chronic cerebral ischemia has been revealed in the form of an increase in mnestic

disorders, dizziness, headache, and sleep disturbances. In the first years of the disease (2-5 years from clinical manifestation) and its long-term periods (more than 10 years), transient cerebrovascular accident and strokes were more common. Thus, the decrease over time in the frequency of unexpressed cerebrovascular disorders in the form of initial manifestations of cerebrovascular accident indicates that the pathological process in the vascular wall is indirectly growing and, accordingly, the above-described disorders are progressing.

## CONCLUSIONS

- Cerebrovascular pathology is obligatory in rheumatic diseases, which mainly affect arterioles and capillaries, and in addition, in diseases affecting arteries of small and medium caliber or arteries of medium and large caliber.
- In our study, with rheumatic diseases, such neurological disorders as: headaches (77.5%), vestibular disorders (64.3%), neurasthenia (69.3%), sleep disorders (52.6%), basal-meningeal (33.8%) syndromes, memory loss (39.5%).
- The duration of the rheumatic process has a negative effect on the vessels of the brain and, accordingly, aggravate cerebrovascular disorders, which are manifested by already chronic cerebral ischemia of stage II and III and insult strokes.
- Gross changes in laboratory parameters - increases in "CRP", "ESR", antibodies to cardiolipins, "VA" - as well as the progression of structural changes on the MRI in the form of a "fresh" focal lesion of predominantly periventricular localization in patients with rheumatic disease with cerebrovascular pathology requires a change in approach to ongoing therapy.

## REFERENCES

1. Abrosimova A.A., Sokolov M.A., Poletaev A.B. and co-authors. *Natural neurotropic autoantibodies in sera of patients with ischemic insult stroke, epilepsy, and Parkinson's disease. Neuroimmunology 2003; 2: pages 9-10.*
2. Alekberova Z.S., Reshetnyak T.M., Rodenska-Lopovok S.G. and etc. *Vasculopathy in patients with systemic lupus erythematosus with antiphospholipid syndrome. Archive 1995; 5: pages 41- 44.*



3. Kalashnikova L.A. *Brain Ischemia and antibodies to phospholipids. Supplement to the journal Neurologists and Psychiatry. S.S. Korsakova "Insult Stroke" 2003; 9: page 131.*
4. Kalashnikova L.A. *Neurology of antiphospholipid syndrome. - M.: Medicine, 2003 - page 256.*
5. Nasonov E.L. *Antiphospholipid syndrome. - M.: Litterra, 2004. - page 440.*
6. V.A. Kutashov, A.V. Chernov, O.V. Ulyanova, L.A. Kutashova *Neurological manifestations in patients with antiphospholipid syndrome: Educational method. A guide for neurologists, therapists, general practitioners, clinical residents and interns. - Voronezh: 2015. - page 90.*
7. Ulyanova O.V. *Antiphospholipid syndrome in neurology // Materials of the scientific-practical conference of neurologists of the Central Federal District of the Russian Federation, dedicated to the 125th anniversary of the birth of N.M. Itsenko "Actual problems of neurology". - Voronezh: 2015. - pages 304 - 310.*
8. Ulyanova O.V. *Symptomatic epilepsy as one of the manifestations of antiphospholipid syndrome // Scientific Medical Bulletin of the Central Black Earth Region. - 2015. - No. 59. - pages 134 - 138.*
9. Reshetnyak T.M. *Antiphospholipid syndrome: diagnosis and principles of therapy. Consilium medicum 2002; (4): pages 408-415.*
10. Reshetnyak T.M. *Antiphospholipid Syndrome: Current State and Future Challenges. Scientific and practical rheumatology 2013; 51 (1): pages 11-14.*



## THE NURSES AS HEALTHCARE WARRIORS IN COVID-19: PUBLIC HEALTH PERSPECTIVE

**Prof. Dr. Gitumoni Konwar**

Dean cum Principal Royal School of Nursing,  
The Assam Royal Global University

**Ms. Urmijyoti Deori**

Assistant Professor, Royal School of Nursing,  
The Assam Royal Global University

Article DOI: <https://doi.org/10.36713/epra5406>

### ABSTRACT

*The year 2020 is announced as “the year of the Nurses and midwives” by the World Health Organization to commemorate 200-year birth anniversary of Florence Nightingale. The declaration has given true sense by the outbreak of novel CORONA virus since the beginning of the year. The nurses are the frontline fighters against COVID-19 to save the humankind. They put their lives at risk and perform their duties and responsibilities round the clock towards the community, public health and hygiene. Nurses have been showing the act of heroism, be it during the wars, epidemics and at times of disasters such as Covid-19. Nurses are facing many challenges in carrying out their duties and one of the biggest challenges is shortage of nurses, due to which they are overloaded with work. Nurses play a crucial role in the healthcare delivery system and nursing services has a great impact on health outcome of patients and public. The nurses are the backbone of the healthcare services. The nurses play a vital role towards the improvement of public health and hygiene with their independent practice. There is incredible scope to utilize the qualified nurses in public health and hygiene in developing countries like India to improve the wellbeing and quality of life of community dwellers. The emphasis must be given in utilization of the professional nurses in the public health sector.*

**KEY WORDS:** Nurses, COVID-19, challenges, Independent role and public health perspective.

### COVID-19 AS A GLOBAL CRISIS

The outbreak of Corona virus was first reported in Wuhan City of China in the month of December 2019. It has soon spread rapidly to all over the world making it globally pandemic. The WHO has declared COVID-19 as a public health emergency of international concern on January 30, 2020. As on October 05, 2020, there are 35,387,775 confirmed cases, 1,041,537 deaths, and 26,609,676 recovered globally. The most common sign and symptoms of COVID-19 are fever, cough followed by shortness of breath, fatigue, muscle pain, headache, diarrhea, difficulty in breathing. Some patients may develop life threatening complications like septic shock, pulmonary edema, severe pneumonia and respiratory distress syndrome.<sup>1</sup>

### NURSES IN COVID-19 PANDEMIC

The world health organization has declared in 2019 that the year 2020 will be the year of Nurses and midwives. As the year 2020 arrives, the entire world gets engulfed by a new disease namely, COVID-19. The year 2020 indeed proven to be the year of the nurses as the whole nursing community came in the forefront as the warriors to fight the disease. Nurses are working round the clock with limited resources quite often and putting their own lives at risk for the sake of saving humankind. Nurses are managing the crisis with full responsibilities by screening the patients, placing and giving care to the patients in COVID-19 Zone. Nurses especially who are working in the ICUs are facing the unprecedented level of overwork and often continue working without adequate rest and recuperation. In many instances the nurses' own mental and physical wellbeing are not taken care of properly





but still they happily accept their responsibilities towards their duty in the pandemic crisis.<sup>2</sup>

The COVID-19 care area is a restricted zone where only healthcare workers with full PPE can enter. At this crucial time the patients get mentally distressed for being away from their family. The nurses play a pivotal role in reassuring the patients while taking care of their physical as well as mental health needs. It's not easy for the nurses to follow their call of duty with the PPE wearing for 6 hours a day which sometimes become 12 hours. While on PPE they cannot drink water, cannot go to washroom or cannot leave the ward no matter what. Wearing the PPE itself takes about 20 minutes of time. They get scar marks below their eyes due to prolong wearing of the goggles and their uniform gets filled with sweat.<sup>3</sup>

### **NURSES ROLE IN BREAKING THE CHAIN OF TRANSMISSION: COVID-19**

According to CDC COVID-19 response team, multiple roles are played by the nurses to fight the pandemic crisis. They cover mainly the five domains; the first domain is providing health awareness like performing hand hygiene, avoid touching the eyes, nose and mouth, wearing a mask, maintaining distance etc to reduce the rate of transmission and improve the status of public health and hygiene. They also take part in the screening services and support the public health system of the community. The second domain is preventing the nosocomial infection by implementing standard precautions and educating the patients, families and healthcare staffs. The third domain is taking special considerations and preparations for patients in long term facilities and nursing homes as they are more vulnerable to COVID-19 infection. The fourth domain is to protect the patients with immune compromised and chronic diseases like diabetes mellitus, chronic obstructive pulmonary disease etc. The fifth domain is taking care of the patients with COVID-19 both in the acute and critical conditions.<sup>4</sup>

The nurses' knowledge and skills in handling the people to improve the quality of life by improving the well-being of the public health is crucial. Hence, for the Health Services planning and implementations, it is very essential to integrate the nursing professionals.

### **SOCIETY IMAGE OF NURSES AS HEALTH WARRIORS**

The COVID-19 outbreak has led the media to focus on the nurses and present the image of nurses as frontline warriors to the public. People often imagine heroes with uniforms. This global pandemic has given a new image to the nurses as heroes wearing N-95 mask and other Personal Protective Equipment (PPE).

People have recognized the nurses for their act of bravery, commitments, advocacy, educating people, taking responsibilities etc while fighting against COVID-19. Nurses not only served the people in this global crisis with sheer dedication and compassion, they have also fought for their own safety as many nurses have been infected and died of the COVID-19 while taking care of the patients.<sup>5</sup>

Nurses are viewed today as the heroes of COVID-19 crisis but they have always been playing the role of Healthcare warriors, be it during the wars, epidemics or any disasters. Nurses are directly facing the threat of the COVID-19 while taking care of the patients. Being at the frontline, nurses are not only helping the COVID-19 patients to get recovered but also educating the public how to stay safe and healthy.<sup>6</sup>

### **CHALLENGES FOR THE NURSES**

The number of registered nurses in India who actively work in health sector is mere 3.07 million. This number is not adequate enough to balance the nurse-patient ratio as per the WHO recommendations. As on May 2020 more than 260 nurses in India have lost their lives while performing their duties in this COVID-19 pandemic. About 156 nurses tested positive and a huge number of nurses had to be quarantined due to getting close contact with the infected patients.<sup>7</sup>

About 88% of the nurses work for 8-10 hours a day along with over time work twice or thrice a month. About 74% of nurses have to stand for 4-6 hours at one stretch. About 20% of nurses perform double duty shift twice a month, 26% were asked to work on their off days twice a month. India was already facing the shortage of 2 million nurses before this Corona virus outbreak strike. The nurse patient ratio is just 2.1 nurses per 1,000 populations. This shortage has put much strain to the nurse workforce across the country.<sup>8</sup>

### **HEALTH OF THE HEALTHCARE WARRIORS**

The nurses and other healthcare workers are constantly exposed to hazardous environment. There are various hazards in the health care Industry ranging from exposure to biological hazards like disease causing microorganisms to exposure to chemicals such as glutaraldehyde and ethylene dioxide. They are also subjected to physical hazards like radiation exposure and noise. Apart from these, their job demands heavy lifting and prolong standing. According to a report by WHO, the percutaneous sharp injuries among healthcare workers were found to be 3 million per year. It was also reported that 40% of Hepatitis B, 40% of Hepatitis C and 4.4 % of HIV infections among healthcare workers are due to needle stick injuries.



About 1000 healthcare workers die each year due to occupational HIV, which could be prevented. Despite this, about 80% of healthcare workers are not immunized against Hepatitis B. It is very important to give priority to the occupational health of the healthcare workers because if they stay healthy then only a healthy society can be built.<sup>9</sup>

A study done by Godrej Interio to understand the work environment for nurses in India revealed that the nurses are affected with long duration of work and over workload. About 90% of nurses suffer from musculoskeletal disorder, 61% suffers from neck pain, and 51 % suffer from recurrent leg pain and knee pain. Again about 51% of nurses suffer from lower back pain.<sup>10</sup>

### HELPLINE SET UP FOR HEALTHCARE WORKERS

On 15<sup>th</sup> April 2020, the supreme court of India decided to set up helpline for the healthcare warriors. The helpline will be redressing their grievances such as deduction in the salary, delayed payment of salary, non-availability of Personal Protective Equipment (PPE), getting evicted from their rented accommodations etc.

A bench of Justices comprising NV Ramana, SK Kaul and BR Gavai has included the petition filed by the United Nurses association (UNA) to formulate a National COVID-19 Management protocol for addressing any serious issues and safety concerns of the healthcare workers who are taking care of the COVID-19 patients. Advocate Subhash Chandran KR said that around 150-200 nurses got infected with the corona virus and about 600-700 healthcare workers are in quarantine. They are asked to vacate their accommodations from their landlords due to their close contact with the patients. Solicitor general Tushar Mehta said that the Ministry of Home Affairs will set up helpline number for the healthcare warriors to redress their complaints and grievances and it will be addressed within 2 hours.<sup>11</sup>

### EXPERIENCES SHARED BY NURSES IN THEIR COVID-19 JOURNEY

Many nurses across the Country shared their experiences in their COVID-19 journey while managing the COVID-19 patients. Some of their experiences are cited below.<sup>12</sup>

Mr. Ajo Jose, nursing officer at emergency department of Dr. RML Hospital, Delhi was chosen by the Health Ministry as one of the team members to be sent to Coronavirus- hit city of Wuhan, China to evacuate Indian nationals. There was an option for denying but Mr. Jose happily accepted and been part of

the team. They have evacuated about 370 Indians. They had to change their PPE every time they went out of the aircraft and had to safely dispose off. There was a high chance of getting infected but when he has seen a deep sense of gratitude in the eyes of the passengers. It made him feel his every hardship worthwhile.

Mr. Manu Joseph, working as nursing officer in Safdarjung hospital, Delhi, was also chosen to be the part of the team member to evacuate Indians from Wuhan City, China. His family feared to let him go but he chose to go. He said the most difficult task was to be in PPE kit for several hours as it feels suffocating. They successfully carried out the mission and the entire team was felicitated by the Health Minister for their bravery act.

Ms. Asmol Chacko, staff nurse at Kottayam Medical College said that it is very difficult to be in the PPE kit for long duration of time. They cannot communicate properly with the other healthcare team which is quite frustrating. Ms. Asmol took it as a challenge and did not let it make her feel weak. She was in quarantine for two weeks after taking care of elderly couple with COVID-19 aged 88 and 90. While in quarantine, she followed a daily self care routine, read books and exercised. She is tested negative and back to work again with same positivity.

Mrs. Pratima Nair works as a Matron at King Edward VII memorial Hospital in Mumbai which is the most affected city in India. She said they got the order for converting all the wards into COVID-19 care center overnight. It was very difficult because they had to do structural changes of the wards, remove equipments and arrange PPEs drugs etc in just one day. Finally they managed to do everything on time with the help of hospital administration team. She also said that there were fear and anxiety among the nurses to take care of COVID-19 patients. She arranged many training programs for the nurses regarding taking care of COVID-19 patients. She also arranged counseling sessions for the nurses to manage their stress and fear.

Archana Rana, working as senior nursing officer at AIIMS, Delhi volunteered to work in COVID-19 designated Center. Initially her family was not happy for her this decision but finally understood her invincible spirit. She said she is away from her family and cannot take care of her kids but she has to serve the people first in this crisis situation.

### IMPACT OF NURSING SERVICES ON HEALTH OUTCOMES

A study done in 2014 revealed that the mortality rate of patients decreased by 10.9% after the hospitals increase their recruitment of nursing staffs by 10 %. It was also found that the patients who had post-operative



complications experienced speedy recovery in the hospitals with strong nurse workforce.<sup>13</sup>

A review analysis of 61 reviews was done on impact of professional nursing services on patients' health globally. It revealed that the risk of mortality among patients is decreased, if well-educated nursing workforce is available at the acute care areas. Moderate evidence was also found that well qualified nurses can produce good health outcomes among the patients which is equivalent to the doctors who treat the patients with some chronic health problems. This outcome is particularly in the primary care centers and the Nurse-led clinics.

Therefore, the highly qualified nurses like graduate, postgraduate and doctorate nurses need to be allowed for independent practice in India, which is yet to come.<sup>14</sup>

### PROFESSIONAL INPUTS OF NURSING

According to the Association for Nursing Professional development, the nursing professional development has been evolved over the years. Earlier focus for nursing standard was to establish relationship between continuing education and staff development. The latest focus of the nursing professional development includes facilitating professional role development by practice transitions, managing change, championing scientific enquiry, collaborating inter-professionally and advancing the roles as the leaders. The entire healthcare system is changing which brings new roles for the nurses. More care is being provided outside the acute care settings such as the clinics, home care and other specialized outpatient care settings. Nurse professional development practitioners play an important role to facilitate the professional role development of nurses and other healthcare professionals, encourage interprofessional education and collaboration.<sup>15</sup>

### IMPACT OF NURSING SERVICES IN PUBLIC HEALTH

Nurses have been always playing an important role in improving nation's health and wellbeing. Nurses (public health nurse) also serve the people at their doorsteps by home visiting and help the community health care team by coordinating assessment, planning and providing health needs to the patients and family. They actively participate in community health promotion and disease prevention activities. According to American Public Health Association, Public health nurse provides the epidemiological data which are very important for understanding the peoples' experiences of health and illness. They identify the emerging potentially threats to the public health and appropriate

actions are planned, coordinated and implemented. They also monitor the public health status indicators like environmentally caused illnesses, communicable disease occurrence, infant and maternal mortality rates etc which help significantly to identify the threats to public's health.<sup>16</sup>

### CONCLUSION

Nurses, who play a major role in this Global pandemic make up more than half of all the healthcare workers worldwide. According to World Health Organization the world is still facing a short of six million nurses. It is like jumping in the battlefield without enough armed forces. Due to this shortage of nurse work force, it compelled the nurses to do overwork without proper time to rest. Nurses are working day and night without caring much of their own comfort and safety. Many have lost their lives and became infected while caring for the COVID-19 patients. In this crucial time nurses and midwives need constant support from the people to fight the pandemic. The contribution of the nursing professional towards health promotion and prevention is very important. The nurse's input in public health and hygiene can play a tremendous role in up gradation of the general health status of the community. It is essential to incorporate the nursing professionals in development of the public health.

### REFERENCE

1. *Worldometer. COVID-19 Corona virus Pandemic. [Internet]. 2020.[updated 2020 Oct. 05; cited 2020 Oct. 05] Available from www.worldometers.info.*
2. *Healthcare Radius. Role of nursing in COVID-19 management. [Internet]. 2020.[updated 2020 May. 11; cited 2020 Sep. 28] Available from www.healthcareradius.in*
3. *The Indian express. Three nurses in the Capital describe their role in COVID-19 fight. [Internet]. 2020.[updated 2020 May. 19; cited 2020 Sep. 28] Available from www.Indianexpress.com*
4. *Shu- Ching Chen, Yeur-Hur Lai, Shiow- Luan Tsay. Nursing perspectives on the impacts of COVID-19. J of nursing research. 2020; 28(3): e85*
5. *Morin H. Karen, Baptiste Diana. Nurses as heroes, warriors and political activists. J of Clin. Nursing, 2020;29:2733-2733*
6. *The Conversation. Nurses on the frontlines: A history of heroism from Florence Nightingale to Coronavirus [Internet]. 2020.[updated 2020 May. 12; cited 2020 Sep. 24] Available from www.theconversation.com*
7. *Impact of the COVID-19 pandemic on Healthcare workers. [Internet]. 2020 [updated 2020 Oct. 02; cited 2020 Oct.05] Available from www.Wikipedia.org*



8. *Healthcare Radius. Overcoming challenges faced by nurses. [Internet]. 2020.[updated 2020 May. 18; cited 2020 Sep. 27] Available from www.healthcareradius.in*
9. *Joseph Bobby, Joseph Merlyn. The health of healthcare workers. Indian J Occup Environ Med. 2020;20(2):71-72*
10. *Healthcare Radius. 90% Nurses in India face musculoskeletal pain: A study. [Internet]. 2020.[updated 2020 April. 6; cited 2020 Sep. 29] Available from www.healthcareradius.in*
11. *The Economics Times. Healthcare Workers are warriors, will set up helpline to redress of complaints: Center to SC. [Internet]. 2020. [updated 2020 April. 15; cited 2020 Sep. 29] Available from www.Economictimes.com*
12. *WHO. Caring for COVID-19 patients: Nurses across the Country share their journey. [Internet]. 2020.[updated 2020 May. 12; cited 2020 Sep. 30] Available from www.Who.int.*
13. *CIMS Today. A degree of respect: The nursing warriors who walk the wards, while we sleep on [Internet]. 2017. [updated 2017 Nov. 16; cited 2020 Sep. 26] Available from www.Today.mims.com*
14. *Coster Samantha et. al. What is the impact of professional nursing on patients' outcome globally? An overview of research evidence. Int. J Nurs Stud. 2018;78:76-83*
15. *Brunt A. Barbara, Morris M. Melanie.Nursing Professional Development (NPD). Statpearls [Internet] 2020. [updated 2020 Sep. 07; cited 2020 Sept. 25] Available from www.ncbi.nlm.nih.gov*
16. *Missouri department of Health and Senior Services. Role of public Health Nurses. Internet] Available from <https://health.mo.gov/living/lpha/phnursing/phnroles.php>*





# RECENT TIE UP OF SBI WITH ITS ASSOCIATES: A PROBE OF PRE AND POST-MERGER ATTAINMENT THROUGH THE LENS OF CAMELS FRAMEWORK

**Rajashree Upadhyay**  
Research Scholar,  
Department of Commerce,  
Kazi Nazrul University, Asansol  
Paschim Bardhaman,  
West Bengal,  
Pin - 713340

**Dr. Mahesh Kumar Kurmi \***  
Assistant Professor,  
Department of Commerce,  
Kazi Nazrul University, Asansol  
Paschim Bardhaman,  
West Bengal,  
Pin - 713340

Article DOI: <https://doi.org/10.36713/epra5418>

## ABSTRACT

*The term 'merger' signifies the joining of two or more business concerns into a single one mainly with the purpose of generating much more effective output. But, sometimes these tie up events are done to absorb the weak entity with intention to cover up these sick entity's loopholes. Merger in banking sector is now a latest trend to take over weak banks and enhance its business capability with capturing a huge portion of competitive market. In simple terms, banks are unified to enjoy the synergy benefits of the merger. State Bank of India which is currently the most popular one public sector bank of India also witnessed such kind of consolidation events primarily with its subsidiaries banks. The almost latest tie up deal of SBI with its five subsidiaries banks & Bharatiya Mahila Bank occurred on 1<sup>st</sup> April 2017 is the center point of this study around which analysis is rotating with the intention to examine the impact of consolidation on this largest bank's performance through the lens of CAMELS framework. This article is purely based on secondary data and all the required facts & figures are congregated from 'CAPITALINE- 2000 Database'. Three years pre tie up phase (i.e., from 2014-15 to 2016-17) & three years post tie up phase (i.e., from 2017-18 to 2019-20) of State Bank India are explored in this study. The findings of the study confirms that State Bank of India has failed to enjoy the benefits of merger as it take over its own associate banks which are already have high non- performing assets. Ratios related to capital adequacy do not point any remarkable improvements in post-merger phase. Similarly, bank has failed to improve its assets quality. Except Business per Employee all the management efficiency ratios have not gained enough mileage. Overall earnings capacity and liquidity of the bank has also deteriorated after merger. As a whole it can be opined that merger has not made any significant difference in financial performance of SBI, at least in short run.*

**KEYWORDS:** Merger & Acquisition, CAMELS, Assets Quality, Sensitivity, Banking Sector

## 1. INTRODUCTION

From the very beginning it is found that among all the financial institutions, banking sectors are the backbone of a country's economic system and always play a macro role in financial environment of corporate bodies. Indian banking sector is the pillar of Indian economy and both the public & private banks have their own contribution on the development of economic system. To operate business activities efficiently it is seen that every government & non-government concerns have to require banking facilities and even in

current situation each & every individual also needs this financial institution's help for their daily smooth running monetary task. So it can be easily stated that growth in banking sector can attract enhancement in economic system and these enrichment in banking sector may be achieved by two ways i.e. internal development & external development. Internal enlargement is also termed as organic enhancement which is mainly done by inaugurating new strategies & techniques in banking activities, increasing the number branches & branch facilities, expansion of market areas





etc. Whereas external enlargement is possible by adopting restructuring strategies which is also known as inorganic enhancement. Hence for the betterment of banking sector's overall performance, they always applying both the organic & inorganic growth strategies in their operating activities. In today's contemporary scenario, State Bank of India is the wide reaching multinational public sector bank in India. It emerged on June 1806 as Bank of Calcutta and later on in 1809 relabeled as Bank of Bengal which was funded by British Government. Since 1921, this Presidency Government funded bank showed its consolidation act because on that period Bank of Bengal unified with Bank of Bombay & Bank of Madras and this consolidated bank is known as Imperial Bank of India which till the formation of RBI operated as Central Bank of India. In 1955, this Imperial Bank of India retitled as State Bank of India (SBI) and in 1960 it obtained control of seven banks which are termed as subsidiaries of SBI. This public sector bank had witnessed many merger events from its beginning and as we know that merger event by banking sector took place mainly for overcome the loopholes of that concern and strengthening its competitive position with long run survival. Merger means nothing but the act of joining two or more business bodies into a single one and for the welfare of public at large SBI always became part of such type of unification deal. To represented State Bank of India as a mega bank & to reduce its subordinates continuous enhanced Non Performing Assets, its associate banks were begins to tie up with it and firstly in 2008 State Bank of Sourashtra tie up with SBI and thereafter in 2009 State Bank of Indore consolidated with SBI. Finally with effect from 1<sup>st</sup> April 2017 State Bank of India unified with its remaining five associate banks (i.e. State Bank of Bikanir & Jaipur, State Bank of Hyderabad, State Bank of Mysore, State Bank of Patiala & State Bank of Travancore) & with Bharatiya Mahila Bank. These ultimate subordinate banks & Bharatiya Mahila Bank tie up event with SBI make it the largest bank in India and insert SBI within top 50 globally banks in context of assets to compete in worldwide financial market.

The prime success of a unification deals in banking sectors are measured in terms of bank's long term survival with managerial efficiency, capturing the huge market area, remove competition, attaining sound liquidity & profitability position and overall enjoyment of synergism. Here, through this paper, a true effort has been put to assess the outcomes of this merger on the basis of above mentioned criterion and to apprehend whether any significant improvement in performance of SBI is perceived after the merger. The structure of this paper is as follows: Section 2 takes up the summary of

prior studies in form of literature review manageable in this tone, Section 3 highlights the objective of the study, Section 4 depicts the hypothesis, Section 5 makes available a look over the methodology followed, Section 6 puts focus on the findings and its interpretation, Section 7 deals with hypothesis testing and finally, the last part is concerned with the conclusion of the research.

## 2. REVIEW OF EXISTING LITERATURE

The analysis of banking performance before and after merger has received a great deal of attention especially over the last three decades in Indian Banking context. A number of researchers have used CAMELS Framework to explore the impact of merger on various financial parameters in post tie up phase but these studies provide variegated outcomes. Hence, a critical insight into the existing works on this important issue seems accurate before pacing towards this empirical study.

Raiyani (2010) in his research study "Effect of mergers on efficiency and productivity of Indian Banks : A CAMELS analysis" examined overall performance of unified banks in terms of financial parameters explained in CAMEL rating approach by taking an average of 5 years prior and 5 years after tie up financial data. Data have been gathered from secondary database package 'PROWESS'. To assess the financial attainment of the consolidated banks, this study considered six acquirer banks viz., Bank of Baroda, Punjab National Bank, and Oriental Bank of Commerce, HDFC, ICICI and CBOP as a sample of the study. Case of the consolidation of Bank of Baroda and Banaras State Bank Ltd showed that the spread of the bank has enriched in post-consolidation period which has signified favorable earning capacity of the bank but in case of burden ratios, the deterioration in average burden of the bank had not satisfied by the t-test. Similarly, profitability ratios indicated that the overall profitability of the bank had increased in after tie up phase but the liquidity position of the bank declined. The solvency ratios showed that the long term capacity of repaying debt has improved and non-performing assets of the bank has also reduced in post-unification period. The tie up case of Punjab National Bank and Nediungadi Bank Ltd reflected that the spread ratios, profitability, solvency and asset quality ratios have indicated an enriched trend in post unification phase but the liquidity ratios and burden of the bank was not so satisfactory. Consolidation of Oriental Bank of Commerce and Global Trust Bank Ltd had pointed out an improvement phase in the performance of its



liquidity, profitability, solvency, asset quality and managerial ability in post-unification period. Study of the merger of HDFC Bank with Times Bank Ltd concluded that the spread ratios, overall profitability, solvency ratios and asset quality ratios have enriched during post-merger but the result of the burden ratios was not satisfactory same as the liquidity position of the bank. The case of consolidation event between ICICI Bank and Bank of Madura Ltd has demonstrated an enhanced overall financial attainment of the bank in post consolidation phase except Return on Net Worth Ratio. Unification deal of Centurion Bank with the bank of Punjab also proved as a good deal because the study confirmed an overall satisfactory financial performance in post- merger phase.

**Ravichandran et al.** (2010) through their research paper "Market Based Mergers in Indian Banking Institutions" have tried to investigate the selected banks efficiency and performance during prior consolidation phase & post consolidation phase. The necessitate data for this research have been collected from the annual reports of those banks which were merged in the period of 2000 to 2007. They have considered seven major tie up deal and examined the financial stability of concerned banks through CAMEL model that includes capital adequacy, resource raising ability, assets quality, management & system evaluation, earning potential, and liquidity analysis. Data have been analyzed for 3 years pre-consolidation and 3 years post-consolidation phase. The final conclusions were drawn with the help of regression analysis & factor analysis. Findings of this study revealed that only two variables i.e., 'Advances to total assets ratio' and 'profit margin' were highly impressive from the view point of financial stability and also significantly different in post tie up phase in comparison to pre tie up phase. Furthermore, profitability parameters have expressed negative impact of tie up on returns of the consolidated banks. Researchers remarked that the primary reason behind these take over event was to scale up their operations and increase interest income.

**Kalaichelvan** (2011) conducted a research investigation on "Efficacy of Merger and Acquisition in Indian Banking Industry" to measure the prior tie up & post tie up performance of unified banks in India during the period from 1993-94 to 2004-05. All the trustworthy data were taken from CMIE database. A period of three years before consolidation and three years after the consolidation have been considered to explore short term performance, whereas a period of five years before consolidation and five years after the consolidation have been used for long term performance measurement. Researcher has applied CAMEL approach along with various operating

performance ratios to examine the post- unification performance. Moreover, in order to put the final observation, pre & post attainment data have been statistically tested through parametric t-test. This study observed that in case of Capital adequacy ratios, all the merged banks (both private & public banks) have performed well but capital adequacy ratio of Bank of Baroda have found much higher as compared to other banks. Asset quality ratios reflected that larger banks, like ICICI Bank, State Bank of India showed lesser attainment than smaller counterparts. As a whole, consolidated banks represented enhanced management efficiency in post tie up period but ICICI Bank had much better management efficiency in comparison to other unified banks. In case of earning ability, this research have emphasized over the fact of better attainment of private banks than public banks specially HDFC bank had higher earning ability as compared to other banks. It was found that all the consolidated banks enriched their liquidity position but Bank of Baroda had much favourable inclined liquidity position than other consolidated banks. Researcher concluded that both private and public unified banks have performed well in post tie up phase but it has been observed that public banks attainment was relatively better in 'assets quality' and 'liquidity management' dimension but on the other hand, private sector banks attainment was relatively better in 'Capital adequacy', 'management efficiency' and 'earning quality' dimensions.

**Singh et al.** (2014) through their research study "Early Warning Signals of Merger of Banks – A Case Study of Global Trust Bank (GTB) and Centurion Bank of Punjab (CBOP) in India" have made an attempt to examine the investment portfolio pattern and assets quality of sample bank in pre unification period and also have tried to assess the probable reasons and factors that leads to such consolidation. They have taken 'Global Trust Bank' and 'Centurion Bank of Punjab' as the sample of the study and obtain relevant data for 8 years from various secondary sources of respective banks. CAMEL model has been used to measure prior unification attainment of selected banks. Beside that various statistical techniques such as mean, standard deviation and unpaired t-test etc. have also been applied by them at apt places to arrive at final conclusion. The interpreted result of Global Trust Bank on various parameters of financial attainment depicted that from March 2000, an enhanced trend on 'Net NPA to Net Advances ratio' have been observed that has pointed out weak areas of such bank and losses faced by it which ultimately approaches the bank for a tie up operation. On the other hand, in case of Centurion Bank of Punjab during pre-unification period, downfall



picture on overall performance of bank is observed. Level of Non-Performing assets has enhanced year by year which expressed deteriorated assets quality of the bank. Besides, a decreasing trend in 'Business per employee' and 'capital adequacy ratio' has also been observed. Results of t-test showed that financial health of these respective banks remarked alarming signals which automatically leads to potential unification of such banks. Overall it can be concluded that a continuous increase in Non-Performing Assets and downward trend of assets quality in before 3 to 4 years of acquisition indicated an adverse portrait of these selected banks and tie up become necessary for cover up the loopholes of such banks. It also pointed out by the researchers that if preventive measures are taken from earlier point of deterioration then may be such kind of declined image are not represented and it not so became necessary to tie up with another bank.

**Tanwar (2016)** gave his views on financial & operating attainment of consolidated banks in India during pre and post tie up period through a research article "A Study on the performance analysis of banks in India after mergers and acquisitions". This article taken four unification cases which occurred between 2006-2010 namely; consolidation between Federal Bank with Ganesh Bank of Kurandwad, Indian Overseas Bank with Bharat Overseas Bank, State Bank of India with State Bank of Sourashtra and ICICI with Bank of Rajasthan. In order to compare the performance of banks in pre and post tie up phase, 5 years pre and 5 years post consolidation period data had been taken. The study was based on purely secondary data which extracted from reports of RBI, respective bank's annual reports, CMIE Prowess database, Capitaline database and from websites also. To examine pre and post-unification attainment, researcher used CAMEL model which later on interpreted by adopting some statistical tools, such as; mean, standard deviation & coefficient of variance etc. Consolidation between Federal Bank with Ganesh Bank of Kurandwad demonstrated that in case of Capital adequacy, Net NPA to Total Assets and Total Advances to Total Deposits resulted deteriorated performance in post take over period where as other parameters depicted improved attainment of the bank. In case of tie up between Indian Overseas Bank with Bharat Overseas Bank significant enhancement noticed except in case of some variables, like; Capital adequacy ratio, Net NPA to Total Assets, Profit per Employee & Liquid assets to Total assets ratio which reflected an adverse performance on post tie up period. Capital adequacy ratio, Net NPA to Total assets, Asset quality, Return on Net worth ratio & Liquid assets to Total assets ratio revealed downward trend of performance in

post consolidation period for SBI tie up event, but other parameters represented inclined attainment due to merger deal. The result of acquisition between ICICI Bank with Bank of Rajasthan demonstrated overall upward trend on attainment activities in post tie up period except in context of Net NPA to Total Assets, Profit per Employee and Liquid assets to total deposits ratio which indicated that in post-merger phase the attainment of the bank became downward. Finally, it can be concluded that overall improvement has noticed in the performance of the consolidated banks in post-unification period and these merger deals became successful at a certain context.

**Veena and Patti (2017)** undertook a study "Pre and Post-Merger Performance through CAMEL Rating Approach: A Case Study of ICICI Bank Ltd" to detect the financial attainment of ICICI Bank Ltd for the period from 2007-08 to 2016-17 and to assess the overall market position of the bank during post-consolidation period. This study had emphasized on in-depth analysis of various dimensions of CAMEL model viz., Capital Adequacy, Asset Quality, Management Efficiency, Earning Quality & Liquidity position in the market. Findings on this study reflected an upward trend in Capital Adequacy ratios but instead of that researchers have suggested that the bank need to enhance much more in capital adequacy to maintained greater stability in current banking scenario. In case of Asset quality, during post-unification period the bank had safest position on investments but the bank need to control its non-performing assets as per this study. Though all the management efficiency ratios are replicated a persuaded trend but the researchers still suggested that the bank should enriched its management efficiency by considering the risk perception factor. The Earnings Quality ratios have been improved after merger which showed favourable position of the bank, but 'Interest Income to Total Income' showed a declining phase in post consolidation period. Similar results have also been observed in case of 'Non Interest Income to Total Income ratio'. In post-merger phase, an upward rising trend can be observed in case of Liquidity ratios also.

**Mathur and Sharma (2018)** examined the significant differences between the prior & after tie up phase financial attainment of the State Bank of India and its associates through their research paper "The CAMEL Model Analysis of Pre Merger and Post-Merger Profitability of State Bank of India Ltd and It's Associates". In this study, researchers have used CAMEL approach because it considered six different dimension of performance assessment. Current tie up event of SBI and its associates took place on 31st March 2017. So, one year pre-unification and one year



post- unification data has considered here as sample period to accomplish the objectives. The study reflected that banks were adequately capitalized before and after tie up period and 'Advances to Total Asset ratio' indicate that in post- take over period SBI given less advances from its total assets. In case of asset quality, it is found that non-performing assets has enhanced which is a bad indicator for SBI. if we look into Management efficiency scenario, the result found that the ratio of business per employee is enriched but Profit per employee, Return on Asset, Return on Equity pointed out deteriorated trend which is an adverse sign for the bank. Earnings quality of the SBI in post-merger phase exhibited declining trend which signified that these tie up event failed to generate profitability. Liquid Assets to Total Assets ratios showed upward trend which indicate that the liquidity position of the SBI has become improved. Total Deposits to Total Assets ratio is declined which denote that in post- merger period the efficiency to provide sufficient liquidity to depositors of SBI has deteriorated. As per this study, though this merger enhanced the basic network or structure of SBI but overall it failed to given a satisfied result.

**Sahni et al.** (2018) studied the impact of tie up between commercial banks in India during prior & after consolidation period through their research study "Financial Performance Evaluation of Indian Commercial Banks after Merger and Acquisition". In this study, researcher mainly considered one tie up deal i.e. consolidation between HDFC Bank Ltd with Centurion Bank of Punjab Ltd. All relevant data i.e., 5 years prior and 5 years after take over data for this investigation was gathered from respective banks annual reports and through Capitaline database. Collected data are analyzed by adopting Camel model & results are evaluated by applying t-test statistical technique. The illustrated result of this paper showed that this tie up event leads to an enhancement in all capital adequacy ratios which signified that additional capital requirement capability of the unified bank had increased in after consolidation phase. Same as Asset quality reflected very well attainment which not only identified the better debt recovering ability of merged bank but also enriched assets performance. Furthermore, there is no significant improvement observed in management efficiency as most of the management efficiency ratios (i.e. Business per employee & profit per employee) had not performed well ; that means due to tie up event employees performance had not improved. Earnings quality revealed better attainment in post-merger phase, whereas a liquidity position was not improved. Finally, it can be concluded that no significant notable improvement has observed in managerial efficiency &

liquidity ratios but in case of other parameters, an enhanced view remarked in this investigation. Overall this tie up to some extent became successful and it suggested by the researchers that in near future this study can further be extended by considering other non-financial factors also.

**Sharma and Patel** (2019) executed an investigation on "A Study on Performance Rating of SBI Group: CAMEL Model Analysis" for measuring the SBI & its associate banks' financial attainment and ranked the selected banks on target performance basis. In this study researchers used CAMEL rating approach for 5 years period i.e. from 2010-11 to 2014-15. As per this article, in case of Capital Adequacy, Capital Adequacy Ratio is higher in State Bank of Hyderabad & ranked 1, whereas State Bank of Patiala had less percentage of CAR; same as in Debt Equity ratio, State Bank of Hyderabad had ranked 1 whereas State Bank of Travancore ranked 6. In Advances to Total Assets ratio & Govt. Securities to Total Investment ratio, State Bank of Bikaner & Jaipur ranked 1 but rank 6 is given to State Bank of Hyderabad. Overall in Capital adequacy, State Bank of Bikaner & Jaipur had better attainment than other SBI group and ranked 1, whereas SBI had ranked 6. Asset quality ratios showed that State Bank of Patiala had lowest NPA than other SBI group & ranked 1, on the other hand SBI had poor performance on NPA which signified that it could not controlled its NPA & ranked 6. In case of Management quality, State Bank of Travancore had great attainment with ranked 1, whereas the attainment of management team of State Bank of Mysore is not so good & ranked 6 as per this study. If we look into the matter of Earnings quality, State Bank of Hyderabad is the profitable one with favourable position on earning ability & ranked 1 whereas State Bank of Patiala failed to generate better earnings ability than other SBI groups and ranked six. Depend on this study, SBI had better liquidity position in the market with capacity of meet the regular financial obligations, but State Bank of Mysore had not so much liquidity position in the market & ranked 6. As a whole, it can be said that State Bank of Hyderabad had better financial attainment than other SBI group and for that reason researchers given SBH rank 1, but in case of State Bank of India except liquidity position overall performance in context of financial indicators is not much satisfactory and provided rank six. Finally, to evaluate the above mentioned ranked result, the researchers applied Kruskal Wallis H Test and found that there are no significant differences noticed on performance parameters of the selected banks. This study is reflected the analysis of SBI group in a limited manner and it can be done with more detail manner.





Gandhi et al (2020) examine post tie up attainment of ICICI bank in context of financial parameters through their research article, namely; "Post Merger Financial Performance of ICICI Bank". ICICI bank witnessed four consolidation events, i.e. consolidation between ICICI Bank with Bank of Madura (2001), ICICI Bank with ICICI Ltd (2002), ICICI Bank with Sangli Bank (2008) & ICICI Bank with Bank of Rajasthan and these four tie up event are considered by the researchers as a sample of this investigation. This study analyzed 3 years prior unification & 3 years post-unification data by adopting CAMEL model and the ultimate conclusion is drawn with the help of some statistical tools like; Mean, Standard deviation, t-test etc. The analyzed report of unification between ICICI Bank with Bank of Madura & ICICI Ltd showed that there is nothing mentionable significant enhancement noticed on the financial activities in after tie up period. Same as unification between ICICI bank with Sangali bank failed to reflect any notable changes on financial attainment during post acquisition phase. While in case of acquisition with Bank of Rajasthan, the post tie up attainment of ICICI bank depicted that in Asset quality & earning ability some enriched significant differences are remarked & rest of the parameters point out null impact of consolidation. At last, based on this study, it is seen that the entire tie up events failed to incline the financial attainment of ICICI bank.

Review of the existing works of researchers and academicians evidently confirm that literature base relating to the assessment of performance of bank before and after merger through CAMELS is quite strong in India. But, most of the studies have attempted to draw the conclusion only on the basis of first five elements of CAMELS framework. Most of them have ignored the last element i.e., Sensitivity. Besides that impact of merger on SBI with its associates and Mahila Bank Ltd is not extensively explored for a sustainable period of three years. Thus, a modest effort has been made here to bridge the gap of the existing literature in context of impact of merger on financial performance in Indian banking sector.

### 3. OBJECTIVE OF THE STUDY

To analyze pre and post-merger attainment of State Bank of India through the lens of CAMELS Framework is the precise objective of this study.

### 4. HYPOTHESIS OF THE STUDY

To accomplish the above stated goal of the study, the following null hypothesis is formulated:

There is no significant difference in the financial performance of State bank of India as per CAMELS approach before and after merger.

Rejection of the null hypothesis indicates a statistically significant difference in the financial performance of State bank of India as per CAMELS approach before and after merger.

## 5. DATABASE AND METHODOLOGY OF THE STUDY

This article is purely based on secondary data and all the required facts & figures are congregated from 'CAPITALINE- 2000 Database'. The latest take over event of SBI occurred on 1<sup>st</sup> April 2017 is consider here as sample of study i.e. tie up between State Bank of India with its five subordinate banks & with Bharatiya Mahila Bank is interpreted here. The five associate banks of SBI that are consolidated with it are State Bank of Bikanir & Jaipur, State Bank of Mysore, State Bank of Travancore, State Bank of Patiala and State Bank of Hyderabad. Three years pre tie up phase (i.e., from 2014-15 to 2016-17) & three years post tie up phase (i.e., from 2017-18 to 2019-20) of State Bank India are explored in this study.

In order to achieve the precise objective and to derive the efficacy of this consolidation during pre and post tie up period, CAMELS approach is used here. CAMELS approach is basically one kind of ratio analysis typically used by the banks for assessment of the overall attainment of the banks with indicating their strengths & sickness by taking into account the six different dimension of performance assessment i.e. Capital Adequacy, Assets Quality, Management Potency, Earning Quality, Liquidity and Sensitivity.

**Capital Adequacy** emphasizes over the bank's compliance with regulations on maintenance of minimum capital funds to protect depositor's money in respective banks. Adequate level of Capital fund of banks facilitates potential as well as existing depositors in materializing their risk perception about the bank. Popular indicators of Capital Adequacy include Capital Adequacy Ratio, Debt Equity Ratio, Total Advances to Total Assets ratio and Government Securities to Total Investment Ratio

**Assets Quality** reflects the stability of the bank when faced any specific obstacles. Asset quality regulates the robustness of banks against any loss in value of the assets. Maintaining Asset quality is vital to banks, as the value of assets can decline speedily if they are invested or lent to a high risky endeavor. The asset quality is mainly assessed with regard to the level and severity of non-performing assets. Widespread indicators of Assets quality include Net Non-Performing Assets (NPA) to Net Advances Ratio, Gross NPA to Net Advances Ratio, Total Investments to Total Assets Ratio and Net NPA to Total Assets ratio.





**Management Potency** measures the ability of the management team to categorize the potential risks and also assess the capability of management in handling those risks under emerged financial stress. In addition, management potency consists of the assessment of compliance of banks operations with set norms, capability of cope up in changing state of affairs, enough technical competence, apt leadership skills and encyclopedic administrative ability. Management soundness can be judged through ratios like Total Expenditure to Total Income Ratio, Total Advances to Total Deposits Ratio, Total Income to Total Assets Ratio, Profit per Employee and Business per Employee.

**Earnings Quality** expresses the degree of the parameters identifying the association between Net Income with quality criteria of the respective banks. Resilient earnings position of banks replicates the capability to backing present and future operations. Worthy earning quality, facilitates the banks to absorb future losses, distribute apt rate of dividends to its shareholders, and anticipate an optimum level of Capitalization. Various ratios for measuring the worth of earnings are Dividend Payout Ratio, Net Profit to Assets ratios, Return on Equity, Spread to Total Assets, and Interest Income to Total Income and Non-Interest Income to Total Income.

**Liquidity** examines the interest rate risk and liquidity risk associated with the operations of Bank. Interest

rates risk affects the earnings and if the exposure to interest rate risk is huge, then the bank's portfolio value related to investment and loan will be much volatile. Liquidity risk is the risk arises when banks are not being able to meet short term obligations as well as unanticipated funds that are claimed by depositors. The most commonly used ratios to evaluate liquidity of bank's are Cash to Deposit Ratio, Government Securities to Total Assets Ratio, Total Investment to Total Deposit Ratio, Liquid Assets to Total Assets Ratio and Liquid Assets to Deposit Ratio.

**Sensitivity** measures the extent to which the bank is sensitive to market risks. Market Risk involves exposures associated with changes in interest rates, foreign exchange rates, and equity prices. Sensitivity reflects the degree to which earnings are affected by change in interest rates, exchange rates, and share prices. Sensitive to market risks reflects institution's exposure to interest rate risk, foreign exchange volatility and equity price risks. Sensitivity of a bank can be assessed through, Beta, Price Earnings Ratio, Interest Rate Gap Analysis, Long term deposit to deposit Ratio and demand Deposit to Deposit Ratio.

To achieve the precise objective of the study and to test the research hypothesis, paired t test have been used here.

## 6. MAJOR FINDINGS OF THE STUDY

### 6.1 Interpretation of Capital Adequacy Ratios of SBI during Pre and Post-Merger

**Table 1: Capital Adequacy Ratios of SBI during Pre and Post-Merger:**

Particulars	Pre -Merger			Post -merger		
	2014-15	2015-16	2016-17	2017-18	2018-19	2019-20
Capital Adequacy Ratio (%) - Basel II	12.79	13.94	13.56	12.74	12.85	13.13
Debt-Equity Ratio	13.87	14.24	15.08	15.79	16.89	17.08
Total Advances to Total Assets Ratio	0.63	0.62	0.58	0.56	0.59	0.59
Government Securities to Total Investment Ratio	0.80	0.82	0.76	0.81	0.80	0.78

While analyzing three years prior merger phase (2014-15 to 2016-17) & three years post-merger phase (2017-18 to 2019-20) financial attainment, from Table 1 it is noticed that in case of Capital Adequacy ratio on an average trifling fluctuation observe. This Capital adequacy ratio varies from 12.79 to 13.13 in the whole interpretation period. It is also seen that just before the merger event the performance of capital adequacy ratio also satisfies i.e. 13.56 but after the tie up event it deteriorates in 2017-18 at 12.74 per cent but thereafter a little improvement is detected & ultimately in 2019-

20 it stands at 13.13 per cent. So, overall a huge enhancing Capital adequacy is not remarkable in this evaluation which means in this assessment a moderate change is notable with average capability to protect depositor's money. However, Capital adequacy ratio both in pre and post-merger are higher than the standard ratio prescribed by Basal II and RBI guideline which indicate that bank is adequately capitalized before and after merger. Debt Equity ratio reflects a change from 13.87 to 17.08 and it is visible that in after tie up phase this ratio is gradually increased from



15.08 to 17.08. The enhancing trend of debt equity ratio is an adverse sign of performance of SBI as high debt equity ratio denotes higher degree of financial leverage and less protection for the depositors and creditors. A slight deteriorate trend has reflected in Total advances to Total Assets ratio from 2014-15 to 2019-20; but at the time of merger deal it become 0.58 & thereafter 0.56 in 2017-18 and again in 2018-19 & 2019-20 it stands at 0.59. This submissive attitude of bank towards total advances out of total assets indicates that banks have not tried to make extra earning by giving out more advances. Government

Securities to Total Investment ratio which mainly analyze the risk taking capability of the banks, as more investment in Government securities denotes maximum amount of investment in low risky investment and Assets, demonstrates a very little variation here which is a good indication for the depositors of the bank. In 2014-2015 it was 0.80, while at the time of consolidation event it stands at 0.76 and finally after the tie up deal it fluctuates from 0.81 to 0.78. As reported, more investment in Government securities denotes maximum amount of investment in low risky investment and Assets. .

## 6.2 Interpretation of Assets Quality Ratios of SBI during Pre and Post-Merger

Table 2: Assets Quality Ratios of SBI during Pre and Post-Merger:

Particulars	Pre -Merger			Post -merger		
	2014-15	2015-16	2016-17	2017-18	2018-19	2019-20
Net NPA to Net Advances Ratio (%)	2.12	3.81	3.71	5.73	3.01	2.23
Gross NPA to Net Advances Ratio (%)	4.36	6.71	7.15	11.55	7.90	6.41
Total Investment to Total Assets Ratio (%)	23.48	24.38	28.31	30.61	26.19	26.44
Net NPA to Total Assets Ratio (%)	1.34	2.36	2.15	3.20	1.78	1.31

In case of Assets Quality ratios as depicted in Table 2, Net NPA (Non-Performing Assets) to Net Advances ratio Changes from 2.12 per cent in 2014-15 to 2.23 per cent in 2019-20. It is also recognized that just after the merger phase in 2017-18 this ratio have increased to 5.73 and thereby has decreased in 2018-19 to 3.01 per cent & in 2019-20 to 2.23 per cent. Gross NPA to Net Advances ratio depicts same picture like Net NPA ratio; after tie up event Gross NPA ratio enhanced from 7.15 to 11.55 & thereafter in 2018-19 & 2019-20 it shows deterioration i.e. in 2018-19 it is 7.90 & in 2019-20 it become 6.41. The foremost anxiety of bank is to keep the amount of non-performing assets to its low level because growing NPAs is a challenge to bank, which will adversely affect the profitability of

bank. From prior unification to post-unification period, the report of Total Investment to Total Assets ratio have not given satisfied result as just after the consolidation event firstly this ratio has enriched from 28.31 to 30.62, and in 2018-19 it stands at 26.19 & again after a bit enhancement in 2019-20 it become 26.44. Total Investment to Total Asset ratio indicates here that the bank have not conservatively kept major shield of investments to guard against NPAs. At the time of merger deal Net NPA to Total Assets ratio was 2.15 per cent, then after the tie up event in 2017-18 it become 3.20 per cent which is the sign of poor performance of NPAs Management in the bank but thereafter it become 1.78 per cent & 1.31 per cent respectively in 2018-19 & 2019-20.

## 6.3 Interpretation of Management Potency Ratios of SBI during Pre and Post-Merger

Table 3: Management Potency Ratios of SBI during Pre and Post-Merger:

Particulars	Pre -Merger			Post -merger		
	2014-15	2015-16	2016-17	2017-18	2018-19	2019-20
Total Expenditure to Total Income Ratio	0.9251	0.9481	0.9503	1.0247	0.9969	0.9521
Total Advances to Total Deposit Ratio	0.8058	0.8457	0.7683	0.7149	0.7508	0.7173
Total Income to Total Assets Ratio	0.0853	0.0812	0.0780	0.0765	0.0757	0.0764
Profit per Employee (Cr.)	0.0614	0.0479	0.0500	-0.0248	0.0034	0.0581
Business per Employee (Cr.)	13.66	15.38	17.25	17.58	19.81	22.32

At the time of the assessment of Management Efficiency ratios, Table 3 clearly exhibits that just after

the consolidation event, Total Expenditure to Total Income ratio has increased from 0.9503 to 1.0247 but



later on SBI controls it again & in 2019-20 it become 0.9521. In case of Total Advances to Total Deposit Ratio a very little downward change has detected from just before merger phase to post merger phase i.e. from 0.7683 to 0.7179 and during total sample period it varies from 0.8058 to 0.7173. This adverse trend of Total Advances to total Deposit ratio expresses that the efficiency of the bank's management in utilization of the deposits available into advances has decreased. A fluctuation is also recognized in Total Income to Total Assets ratio but after merger period SBI control these fluctuations to some extent because in 2017-18 this ratio was 0.0765, then in 2018-19 it becomes 0.0757 and finally in 2019-20 it stands at 0.0764. Downward move of Total Income to Total Assets ratio indicates

poor management of assets for earning profit in the firm. In terms of Profit per employee, just after the tie up event, negative report i.e. -0.0248 is monitored which signifies that due to merger event the efficiency of the employees have declined and this may be for the reason of changing working environment or job status. But from 2018-19 SBI focuses on its management efficiency area & from negative report it again comes into positive view i.e. 0.0034 & ultimately in 2019-20 it become 0.0581. In case of Business per Employee, favorable differences are recognized from pre tie up to post tie up phase i.e. from 13.66 to 22.32. This denotes that SBI has improved its business efficiency which is a positive sign for the bank.

#### 6.4 Interpretation of Earning Quality Ratios of SBI during Pre and Post-Merger

**Table 4: Earning Quality Ratios of SBI during Pre and Post-Merger:**

Particulars	Pre -Merger			Post -merger		
	2014-15	2015-16	2016-17	2017-18	2018-19	2019-20
Dividend Pay-out Ratio (%)	20.62	20.98	19.77	0.00	0.00	0.00
Return to Assets (%)	0.64	0.42	0.39	-0.19	0.02	0.37
Return on Equity (%)	10.20	6.90	6.69	-3.37	0.44	6.96
Spread to Total Assets (%)	2.68	2.42	2.29	2.16	2.39	2.48
Interest Income to Total Income (%)	87.10	85.49	83.19	83.18	86.85	85.05
Non-Interest Income to Total Income (%)	12.90	14.51	16.81	16.82	13.15	14.95

Table 4 exhibits earning quality ratios of SBI during pre and post-merger period. Earning quality of SBI specially profitability of SBI is highly affected due to merger and owing to negative earning after merger, bank has not paid any dividend to their shareholders. It is noticed that only in the prior unification phase dividend has been paid but after the tie up Dividend per Share reflects 'zero'. Similarly, a declining trend may also be observed during post tie up phase in case of Return to Assets and Return on Equity. Return to Assets became negative after the takeover and report - 0.19 per cent return against the assets. Return on equity also has adverse value just after the tie up deal i.e. -3.37. However, SBI has recovered this loss soon and in 2019-20 a great improvement in ROE having 6.96 per cent is observed which signifies that even though SBI

fails to generate returns for its shareholders after merger but thereafter specially in 2019-20, the bank has cover up its loopholes. Spread to Total Assets ratio reveals very slight changes in post consolidation phase in comparison with pre consolidation phase which denotes that moderate earnings given the total assets. Interest income to Total Income ratio, just prior to unification event was 83.19 per cent but after the takeover deal it stands at 83.18 per cent. Thereafter improvements observe in this ratio in 2018-19 but again this ratio has declined. A similar pattern can also be seen in case of non-interest income to total income ratio which implies that merger has not recognized any remarkable improvement in non-interest income.



## 6.5 Interpretation of Liquidity Ratios of SBI during Pre and Post-Merger

Table 5: Liquidity Ratios of SBI during Pre and Post-Merger:

Particulars	Pre -Merger			Post -merger		
	2014-15	2015-16	2016-17	2017-18	2018-19	2019-20
Cash to Deposit Ratio (%)	7.18	7.49	6.26	5.56	6.08	5.14
Govt. Securities to Total Assets Ratio (%)	18.69	19.88	21.58	24.78	20.95	20.72
Total Investment to Total Deposit Ratio (%)	<b>29.86</b>	<b>33.26</b>	<b>37.46</b>	<b>39.20</b>	<b>33.22</b>	<b>32.30</b>
Liquid Assets to Total Assets Ratio (%)	<b>7.54</b>	<b>7.09</b>	<b>6.36</b>	<b>5.54</b>	<b>6.03</b>	<b>6.34</b>
Liquid Assets to Deposit Ratio (%)	<b>9.59</b>	<b>9.68</b>	<b>8.41</b>	<b>7.09</b>	<b>7.64</b>	<b>7.75</b>

Table 5 indicates the liquidity position of SBI during entire sample period. It is witnessed that Cash to Deposit ratio have dropping attainment in post tie up period in comparison to pre tie up phase i.e. from 7.18 to 5.14 which indicates that capacity to generate loan from deposit has increased and cash reserve has weakened. Government Securities to Total Assets ratio have 21.58 per cent value in 2016-17 which has improved and become 24.78 after merger which specifies that more investment has been made in more liquid and secure risk free assets. Total Investment to Total Deposit ratio has gained momentum with 39.20

per cent after the takeover event but again goes decline. Liquid assets to Total assets ratio is also declining from 6.36 per cent in 2016-17 to 5.54 per cent in 2017-18 and thereafter stands at 6.03 & 6.34 respectively in 2018-19 and 2019-20 which designates that merger deal does not bring any remarkable improvement in overall liquidity position of the SBI. It is also recognized that Liquid Assets to Deposit ratio have deteriorating attainment in post consolidation phase which signifies that the capability of SBI in terms of liquidity for the depositors of the bank has decreased.

## 6.6 Interpretation of Sensitivity Ratios of SBI during Pre and Post-Merger

Table 6: Sensitivity Ratios of SBI during Pre and Post-Merger:

Particulars	Pre -Merger			Post -merger		
	2014-15	2015-16	2016-17	2017-18	2018-19	2019-20
Price Earnings Ratio	19.14	23.50	21.79	-32.61	330.72	12.13
Interest Rate Gap Analysis or Risk Sensitive Assets to Risk Sensitive Liabilities Ratio	1.02	1.01	1.01	0.99	0.97	0.97
Beta	1.5214	1.4418	1.4825	1.8849	1.3673	1.2192
Long term deposit to total Deposit (%)	57.33	57.38	55.43	55.51	55.43	55.77
Demand Deposit to total deposit (%)	7.72	8.08	7.45	7.03	7.07	7.01

Table 6 specifies the sensitivity exposure of SBI towards Market Risk during pre and post-merger. It is observed that Price Earning Ratio suddenly dropped at -32.61 after tie up event that could easily be labeled a “vote of no confidence” by the market on the stock price of SBI. Again in year next to the merger the Price Earning Ratio has unexpectedly increased to 330.72 that mirrors “over optimistic vote” by the market on the stock price of SBI and it could increase the market risk and hurt the investors in near future. A high variation in Price Earning Ratio of SBI after merger signals its unexpected exposure of share price. Risk Sensitive Assets to Risk Sensitive Liabilities Ratio or Interest rate Gap exposes a noteworthy impact of interest rate over earnings of SBI after merger. Besides, significant

difference in this ratio is also noted during post- merger phase in comparison to pre-merger phase which reflects that net interest income have changed due to interest rate change. Normally, this ratio with value 1 is regarded as balanced position of bank in terms of interest rate effect as in this situation the amount of repricing assets are exactly offset by the repricing liabilities. However, during pre-tie up phase the Risk Sensitive Assets to Risk Sensitive Liabilities Ratio was more than 1 which indicates bank’s assets sensitiveness as assets reprice or mature faster than liabilities but in post tie phase Risk Sensitive Assets to Risk Sensitive Liabilities Ratio reflects the value less than 1 which shows that bank’s Liabilities sensitiveness as liabilities reprice quicker than assets. Beta values throughout the



sample period show that SBI stock is High Beta Stock which reflects high risk for investor. It is seen that just after merger the stock volatility has increased to a large extent because beta value increased to 1.8849 in 2017-18 from 1.4825 in 2016-17 which adds addition risk to the stock but again it goes down 1.2192 which indicates that stock is highly volatile and sensitive. Long term deposit to total Deposit Ratio indicates how far bank is vulnerable to use fund for long term investment proposal. SBI records a high Long term deposit to total Deposit Ratio both in pre-merger and also in post-merger period which indicate that bank is consistent and secure to a large extent even after merger in using fund for long term investment. Demand deposit to total Deposit Ratio reflect how much risk bank has to bear on daily basis to meet its obligation towards depositors in form of demand deposit. SBI records a less and comparatively stable Demand Deposit to Total Deposit Ratio even after merger.

## 7. HYPOTHESIS TESTING

To achieve the specific objective of the study and to test the research hypothesis, paired t test has been applied. Here entire sample period have categorised into pre- merger and post-merger and all financial parameters of CAMELS framework have been divided accordingly into two categories i.e., before merger and after merger. In before merger, three years data for all financial parameters from 2014-15 to 2016-17 has been considered and in after merger, three years data for all financial parameters from 2017-18 to 2019-20 have been used.

**Table 7: Paired Samples Test of State Bank of India (Pre and Post-Merger)**

		Paired Differences					t	df	Sig. (2-tailed)
		Mean	Std. Deviation	Std. Error Mean	95% Confidence Interval of the Difference				
					Lower	Upper			
Capital Adequacy	Capital Adequacy Ratio (%)	.5233	.5262	.3038	-.7839	1.8306	1.722	2	.227
	Debt Equity Ratio	-2.1900	.4003	.2311	-3.1845	-1.1954	-9.474	2	.011
	Total Advances to Total Assets Ratio	.0321	.0412	.0238	-.0702	.1346	1.351	2	.309
	Government Securities to Total Investment Ratio	-.0063	.0194	.0112	-.0546	.0420	-.564	2	.630
Assets Quality	Net NPA to Net Advances Ratio (%)	.4433	2.7607	1.5939	-6.4147	7.3015	.278	2	.807
	Gross NPA to Net Advances Ratio (%)	2.5469	4.1306	2.3848	-7.7141	12.8080	1.068	2	.397
	Total Investment to total Assets Ratio (%)	2.3595	4.5216	2.6105	-8.8728	13.5919	.904	2	.461
	Net NPA to Total Assets Ratio (%)	.1438	1.4865	.8582	-3.5489	3.8365	.168	2	.882





Management Potency	Total Expenditure to Total Income Ratio	.0500	.0489	.0282	-.0714	.1715	1.773	2	.218	
	Total Advances to Total Deposit Ratio	-.0789	.0242	.0140	-.1392	-.0186	-5.636	2	.030	
	Total Income to Total Assets Ratio	-.0052	.0036	.0020	-.0143	.0037	-2.524	2	.128	
	Profit Per Employee (Cr.)	-.0409	.0472	.0272	-.1582	.0764	-1.500	2	.272	
	Business Per Employee (Cr.)	4.4719	.5745	.3317	3.0445	5.8992	13.480	2	.005	
Earning Quality	Dividend Pay-out Ratio (%)	-	.6228	.3596	-22.0076	-18.9131	-	2	.000	
	Return on Assets (%)	-20.4603	.4053	.2340	-1.4211	.5924	-1.771	2	.219	
	Return on Equity (%)	-6.5863	6.9210	3.9958	-23.7791	10.6064	-1.648	2	.241	
	Spread to Total Assets Ratio (%)	-.1190	.3663	.2115	-1.0291	.7911	-.563	2	.630	
	Interest Income to Total Income Ratio (%)	-.2332	3.2037	1.8496	-8.1917	7.7251	-.126	2	.911	
	Non-Interest Income to Total Income Ratio (%)	.2322	3.2046	1.8502	-7.7285	8.1931	.126	2	.912	
Liquidity	Cash to Deposit Ratio (%)	-1.3861	.2541	.1467	-2.0174	-.7548	-9.448	2	.011	
	Government Securities to Total Assets Ratio (%)	2.0990	3.5906	2.0730	-6.8205	11.0186	1.013	2	.418	
	Total Investment to Total Deposit Ratio (%)	1.3781	7.3553	4.2466	-16.8936	19.6499	.325	2	.776	
	Liquid Assets to Total Assets Ratio (%)	-1.0291	.9963	.5752	-3.5040	1.4458	-1.789	2	.215	
	Liquid Assets to Deposit Ratio (%)	-1.7321	.9572	.5526	-4.1100	.6456	-3.134	2	.088	
Sensitivity	Price Earnings Ratio	81.9399	196.2334	113.2954	-	405.5310	569.4108	.723	2	.545
	Interest Rate Gap	-.0386	.0072	.0041	-.0565	-.0207	-9.275	2	.011	
	Beta	.0088	.3212	.1854	-.7891	.8067	.048	2	.966	



Long term Deposit to Deposit Ratio (%)	-1.1433	1.2880	.7436	-4.3430	2.0563	-1.537	2	.264
Demand Deposit to Deposit Ratio (%)	-.7152	.2817	.1626	-1.4150	-.0153	-4.397	2	.048

Source: Own Computation

Table 7 exposes the paired sample test for all financial parameters of CAMELS framework in pre-merger and post-merger phase. While testing the paired t test, significance level of 0.05 is chosen and the two tailed test is opted in this case. The significance value which is more than the 0.05 indicates non rejection of the hypothesis that states that there is no significant difference in the financial performance of State bank of India as per CAMELS model before and after merge. However, significance value for only six variables under various parameters i.e., Debt Equity Ratio, Total Advances to Total Deposit Ratio, Business Per Employee, Dividend Pay-out Ratio, Cash to deposit Ratio and Interest rate Gap is less than 0.05 which indicates a statistical significant difference in financial performance in post-merger phase in comparison to pre-merger. It is noticeable that most of the financial variables under different parameters of CAMELS are not statistically significant.

## 8. CONCLUSION

In this study, CAMELS Framework was employed to investigate pre and post-merger attainment of State Bank of India. The findings of the study confirms that State Bank of India has failed to enjoy the benefits of merger as it take over its own associate banks which are already have high non- performing assets. Ratios related to capital adequacy do not point any remarkable improvements in post-merger phase rather the increasing trend of Debt Equity Ratio has increased the degree of financial leverage and reduced the protection for the depositors and creditors. Similarly, bank has failed to improve its assets quality because non-performing assets has increased after tie up that may create challenge to bank. Except Business per Employee all the management efficiency ratios have not gained enough mileage. Overall earnings capacity and liquidity of the bank has also deteriorated after merger. After the merger the net profit has been declined and owing to negative earning after merger, bank has not paid any dividend to their shareholders. Though, the bigger size of newly merged SBI will get the benefit of large scale operation and will share high proportion of market share but at present as a whole, it can be opined that merger has not made any significant

difference in financial performance of SBI, at least in short run.

## REFERENCES

1. Raiyani (2010), "Effect of mergers on efficiency and productivity of Indian Banks: A CAMELS analysis", *Asian Journal of Management Research*, pp. 772-794.
2. Mathur, and Sharma, A. (2018), "The CAMEL Model Analysis of Pre Merger and Post Merger Profitability of State Bank of India Ltd and its Associates". *Global Economy: Opportunities and Challenges*, pp. 177-188.
3. Sharma, S., and Patel, A. K. (2019), "A Study on Performance Rating of SBI Group: CAMEL Model Analysis", *ZENITH International Journal of Multidisciplinary Research*, Vol 9, pp. 9-21.
4. Veena, K. P., and Patti, S. N. (2017), "Pre and Post Merger Performance through CAMEL Rating Approach : A Case Study of ICICI Bank Ltd", *International Journal of Engineering and Management Research*, Vol 7, pp. 84-92.
5. Tanwar, N. (2016), "A Study on the performance analysis of banks in India after mergers and Acquisitions", *International Journal of Commerce and Management Research*, Vol. 2, pp. 37-40.
6. Sahni, D., and Gambhir, S. (2018), "Financial Performance Evaluation of Indian Commercial Banks after Merger And Acquisition", *Gurukul Business Review*, Vol. 14, pp. 26-36.
7. Singh, K., and Singh, P. (2014), "Early Warning Signals of Merger of Banks – A Case Study of Global Trust Bank (GTB) and Centurion Bank of Punjab (CBOP) in India", *International Journal of Financial Management*, Vol. 4, pp. 49-55.
8. Ravichandran, K., Nor, F., and Said, R. (2010), "Market Based Mergers in Indian Banking Institutions", *International Research Journal of Finance and Economics*, pp 30 – 39.
9. Kalachelvan, K. (2011), "Efficacy of Merger and Acquisition in Indian Banking Industry", *PhD thesis submitted in Pondicherry University*, August 2011.
10. Gandhi, V., Mehta, V., and Chhajer, P. (2020), "Post Merger Financial Performance of ICICI Bank", *International Journal of Management*, Vol. 7, pp. 23-35.



# MODIFIED THERAPEUTIC WORK PROGRAM (MTWP) FOR WRIST INJURIES

**Surendra Kumar Meena<sup>1</sup>**

<sup>1</sup>Professor & Principal,  
Mahatma Gandhi Occupational Therapy  
College,  
Mahatma Gandhi University of Medical  
Sciences & Technology,  
Jaipur -302022  
Rajasthan, India.

**Neha Jain<sup>2\*</sup>**

<sup>2</sup>Assistant Professor,  
Mahatma Gandhi Occupational Therapy  
College,  
Mahatma Gandhi University of Medical  
Sciences & Technology,  
Jaipur -302022,  
Rajasthan,India.

Article DOI: <https://doi.org/10.36713/epra0600>

## ABSTRACT

*Wrist injuries by colles' or fracture of distal radius are the most prominent diagnosis referred to occupational therapy department for work program in India. In this project, a modified therapeutic work program for wrist injuries was evaluated. The objective of the study is to find out whether MTWP addressed to enhance the work skills and its success in the client return to work, level of work satisfaction & self-performance level post injured wrist.*

*A different subject prospective, experimental, flexible pre-and-posttest intervention design followed by descriptive analysis with questionnaire has been used for the purpose of this study. The Minnesota Manual Dexterity Test, Hand Dynamometer, Pinch meter, Short Form-36 (version 1) was the main outcome measure. 51 patients with dominant hand injured, shared similar demographic background with post-injured from 8 to 40 weeks with mean age of 16 weeks. Paired t-test showed significance difference ( $p < 0.05$ ) improve in work skill in pre-post MTWP.*

*94% clients who completed the program returned to work and switched over to different position and different type of work. 56% clients return to competitive employment with same work type, work situation, having work satisfaction and 80-100% work skills in compare to pre MTWP work situation.*

**KEY WORDS:** *Therapeutic Work Program, Wrist Injuries, Colle's Fracture, Quality Of Life.*

## INTRODUCTION

The importance of hand in human culture and functional activities has long been recognized. Wrist is structured to provide a stable base to allow hand to conduct complex motion, and is the major joint responsible for work tasks. In India, wrist injuries are the prominent diagnosis mostly colles' or fracture of distal radius referred to occupational

Therapy department for work program. In this project, a modified therapeutic work program for wrist injuries was evaluated.

Colles' fracture is defined as a linear transverse fracture of the distal radius approximately 20-35 mm proximal to the articular surface with dorsal angulations of the distal fragment (1). The unstable

fractures are distinctly comminuted often with corresponding avulsions of the ulnar or radial styloid that have the potential to cause compression neuropathies, especially of the median nerve (1). The other complications that have been reported include reflex sympathetic dystrophy and degenerative joint disease (1).

The distal radial fracture is the most frequent of all fractures in trauma surgery (2). One of 6 fractures is of the distal radius (3). Some authors have noted that over 17% of patients had poor functions one year after injury (4, 5, 6). The occupational therapist's long-term goal for the patient with distal radial fracture is pre-morbid functional status of the hand and one of the areas addressed by OT are vocational activities. The



vocational areas that are addressed (if appropriate) are the patient's present work status; job expectations, especially relating to manual performance; and the patient's willingness to return to his occupation (7).

As the life expectancy continues to increase with increase in industrialization in country like India, the frequency of fractures to the wrist can be expected to increase in years to come. The patients with distal radial fracture are off work from 67 days upto 20 weeks (8, 9). It is for this reason that post traumatic occupational therapy is critical in restoring function and has a direct influence on the quality of life, as well as duration of sick leave, laborer compensation and therefore is of social economic interest.

In a study on head injured clients Lyons & Morse (1988) developed a Therapeutic Work Program (TWP) to address client's prevocational & vocational needs, with prevocational and vocational intervention to facilitate return to work. They reported that 79% clients who completed the program returned to work (10). As reported by Lyons and Morse, the TWP was originally developed in 1982 at the New England Rehabilitation Hospital by Patricia Harris Minnasian. The program was further developed and refined by Janet Kenig, Maureen Flaherty, and Sharon Engelhardt (10).

The current study is primarily based on the concept of TWP. However it is intended for use on the individual with wrist injury in combination with traditional therapies. Literature search failed to reveal similar studies in Indian context.

Traditionally the individual having wrist injury go through the rehabilitation program without emphasis on the client's ability to return to work. The original Therapeutic Work Program (TWP) has 8 phases (Figure 3), where as in Modified Therapeutic Work Program (MTWP) has 6 phases and it does not include two phases namely; 1.vocational placement 2. Follow-up.

## MATERIAL AND METHODS

### Design

Single group pre test post test experimental design followed by descriptive analysis.

A different subject prospective, experimental, flexible design has been used for the purpose of this study. MTWP has 6 phases with treatment plan based

on client capabilities, deficits, interest, work history and goals.

### Subjects

A total number of 51 subjects having wrist injuries by colles' or fracture distal radius of dominant hand were selected for the study. Mean age was 36 years (range 25 to 55 years) having both male and female. The post injury duration for participation in MTWP is 08 to 40 weeks, mean 16 weeks (Table 1). Period of study from April 09 to Aug 10. Clients were explained the purpose of the study and were requested to participate in the study. Written consent obtained from each participant before study begins.

### Inclusion Criteria

- Self-ambulatory level.
- Manageable social behavior.
- Attention span of 30 minutes in an institutional environment with minimal distraction.
- Ability to establish goals with guidance.
- Ability to follow two steps written verbal or demonstrated direction.
- Unilateral wrist injuries only dominant hand.

### Exclusion Criteria-

- Younger than 18 years
- Lacked self-sufficiency in managing the requirements of daily life (eg. Home-care needed)
- Had psychiatric illness
- Having bone disease (i.e. bone metastasis, osteolysis)
- Had inflammatory joint disease ( i.e. rheumatoid arthritis, gout)
- Previous fracture near the wrist or carpal tunnel syndrome on injured side
- Had reflex sympathetic dystrophy.

### Outcome measure used for work skill assessment

- Minnesota Manual Dexterity Test(MMDT)
- Hand Dynamometer & Pinch meter
- Short Form-36(version 1) – subjective outcome assessment for functional/ work status.



## MMDT



Minnesota Manual Dexterity Test (Figure 1) is a standardized test that measures eye-hand coordination and manual dexterity of the arm and hand for manipulative work. It requires unilateral and bilateral movements while utilizing a broad range of shoulder

motion. The Minnesota Manual Dexterity Test incorporates two test batteries (Placing test & Turning test). The tests include 60 two-colored wooden cylinders, plastic board, record forms, norms and manual with test battery instructions.

## HAND DYNAMOMETER



The Hydraulic Jamar grip dynamometer (Figure 2a) with five adjustable handle spacing provides an accurate evaluation of the force of grip. Developed by Bechtol C. (1954) and recommended by professional societies, the Jamar dynamometer has been shown to be a reliable test instrument, provided calibration is maintained and standard positioning of test subject is followed. This dynamometer has five adjustable spacing at 1, 1.5, 2, 2.5 and 3 inches. The client is shown how to grasp the dynamometer and is requested to grasp it with his or her maximal force. The grip test position should be standardized. The forearm should be in neutral rotation and the elbow flexed 90 degree. The

shoulder should be adducted. The wrist should be between 0 and 30 degree of extension and 0 and 15 degree of ulnar deviation. The grip can measure at each of the five-handle spacing. The right and left hands are tested alternately and the force of each is recorded. The test is placed at a rate to eliminate fatigue. There are 30 brands new dynamometer available in the market and 80% met the correlation criterion of + 0.9994. In 1978 and 1983, the ASSH recommended that the second handle position be used and average of 3-trials be recorded.





## PINCH METER



There are three basic type of pinch: (1) Chuck or three finger pinch (Pulp of the thumb to pulp of the index and middle finger) (2) Lateral or key pinch (Prehension of thumb pulp to the lateral aspect of the index middle phalanx) (3) Tip pinch (thumb tip to the tip of the index finger). These 3 types of pinch are usually assessed and can be tested with a pinch meter (Figure 2b). As with grip measurement, the mean of 3 trials is recorded and comparisons are made with the opposite hand. Reliability of pinch meter needs investigation. Hydraulic pinch instruments are more accurate than spring loaded.

### SF-36(version 1)

The SF-36 (John E. Ware, Jr., 1992) is a multi-purpose, short-form health survey with only 36 questions. It yields an 8-scale profile of functional health and well-being scores. The four scales Physical Functioning (PF), Role Physical (RP), Role Emotional (RE) & Social Functioning (SF) correlate most highly with the functional status. It is a generic measure, as opposed to one that targets a specific age, disease, or treatment group. Accordingly, the SF-36 has proven useful in surveys of general and specific populations, comparing the relative burden of diseases, and in

differentiating the health benefits produced by a wide range of different treatments.

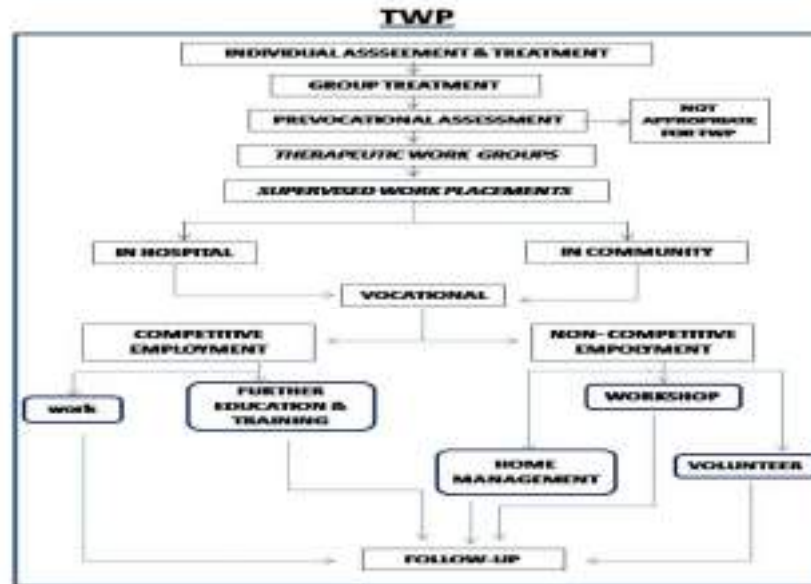
More recently, the SF-36 was judged to be the most widely evaluated generic patient assessed health outcome measure in a bibliographic study of the growth of “quality of life” measures published in the British Medical Journal (Garratt, Schmidt, Mackintosh, & Fitzpatrick, 2002).

### PROGRAM DESCRIPTION

The program is designed to help an individual to make a gradual, progressive transition from a medical setting to work placement and community reentry. MTWP has 6 phases. The client functional status and progress were monitored on an ongoing basis, and transition to new phases was determined by the Occupational Therapist and based on the client needs. Not all clients went through each phase or follow the sequence. Client continues with individual occupational therapy throughout their involvement in the MTWP.



## MODIFIED THERAPEUTIC WORK PROGRAMME



MTWP Six Phases:

### Phase 1

Individual assessment and treatment in occupational therapy department.

Individualized assessment by occupational therapist were obtained from Initial general occupational therapy assessment format, which includes-

- Date of injury, participation in MTWP
- About previous job specification / demand which based on information from Canadian Classification and Dictionary of Occupations.
- Obtaining background information pertinent to work.
- FIM for ADL.

### Phase 2

Group treatment.

- In this phase as client progress to higher level of functioning they participate in group treatment.
- Groups are led by occupational therapist.
- Emphasis is on interaction and interpersonal skills.
- Groups are functionally based and focus on area such as functional living skills, debate and effective communication and family education.

### Phase 3

Prevocational assessment.

The first two sessions are devoted to a prevocational assessment. These assessments establish a baseline performance level and guides appropriate task selection.

•The outcome measure as mentioned earlier is used here.

•It guides appropriate secretarial task, and assembling task to be chosen as per the need of an individual client. Phase 4

Therapeutic work groups.

•All Initial transition from role of client to the role of worker.

•Client received 5 days per week for 1(One) hour daily for 4 weeks.

•The group structure includes sign an attendance register in and out, a daily routine, involved in variety of assembly tasks (Figure 4) and secretarial task (Figure 5).

•Emphasis is on developing prevocational and work readiness skills, not on training for specific job.

### Phase 5

Work placement within the institute.

•Supervised work placements within the institute are available on block printing, appliqué & computer programming.

•If only client show interest to participate then posted under vocational counselor for further guidance and training.

Phase 6 - Back to previous job or supervised placement in community or further education and training.

•Previously employed client go back to their respective job.

•Supervised placement in community

•Clients engage in further education and training.

**RESULT & DISCUSSION****Table 1 (Demographic Details of patients participated in MTWP)**

Sl. No.	Characteristic	Groups
01	No. of Subjects	51
02	Age range	25-55 yrs.
03	Mean age	36
04	Male/Female	21/30
05	Dominant hand injured Rt./ Lt.	46/05
06	Post injury duration	08 to 40 weeks, mean 16 weeks

**Table - 2****Table 2 (Paired Sample Test)**

GROUP	Mean	SD	SE Mean	T	P
Placing Test(PT1-PT2)	15.38	6.34	1.31	12.78	0.01
Turning Test(TT1-TT2)	13.35	6.42	1.16	11.22	0.01
Physical functioning(PF1-PF2)	-24.87	6.46	1.14	-18.11	0.00
Role limitation to Physical Problems(RP1-RP2)	-18.00	7.22	1.50	-12.12	0.00
Role limitation to Emotional Problems(RE1-RE2)	-20.96	7.11	1.35	-14.66	0.00
Social functioning(SF1-SF2)	-22.41	10.21	1.75	-12.78	0.00
Grip strength Injured side( AFFG1-AFFG2)	-3.60	2.48	0.44	-6.92	0.01
Grip strength Non-injured side( NAG1-NAG2)	-0.62	0.52	0.14	-4.09	0.01
Tip to tip pinch injured side( AFFTP1-AFFTP2)	-2.10	0.85	0.15	-12.20	0.00
Tip to tip pinch non-injured side ( NATP1-NATP2)	-0.72	0.66	0.12	-5.20	0.00
Key Pinch injured side( AFFKP1-AFFKP2)	-2.66	1.22	0.18	-12.36	0.00
Key Pinch non-injured( NAKP1-NAKP2)	-0.62	0.72	0.12	-4.60	0.00
Palmar Pinch injured (AFFPP1-AFFPP2)	-2.40	1.02	0.18	-10.80	0.00
Palmar Pinch non-injured (NAPP1-NAPP2)	-1.20	1.62	0.30	-4.00	0.00

**Table - 3****Work status comparison of Pre MTWP and Post MTWP Subjects (N - 48)**

Work Status	Pre morbid	Post MTWP
Competitive employment	33	31
Homemaker	15	14
Trainee	00	01
Unemployed	00	02

**Table -4****Work type comparison of Premorbid (N- 48) and Post MTWP (N- 46) Subjects**

Work Type	Premorbid	Post-MTWP
Managerial	12	13
Heavy labor	03	01
Light Labor (Secretarial & assembling)	18	16
Student	00	01
Home maker	15	14
Others	00	01



**Table - 5**  
**Work situation comparison preceding and following Wrist injury (N-46)**

Work Situation	Number of subjects (N -46)
Same company / Same position	39(14)a
Same company/ other position	04
Other company/same work type	02
Other company/other work type	01(1)b

'a' for home maker and 'b' for student

**Table -6**  
**Number of jobs held by subjects since discharge (N- 46)**

Number of jobs	Number of Subjects
1	37
2	05
3& more	03
NR	01

'NR' - Not Reported

**Table - 7**  
**Subject Work Satisfaction (N - 46)**

Liked their jobs	32
Job is challenging & look forward to going to work	05
Did not enjoy their work	05
Home makers want to be involved in competitive employment	03
No response	01

**Table -8**  
**Subjective Work difficulty (N - 46)**

Job required more physical demand	08
Job required high cognitive demand	03
Easiest job that repetitious, familiar & required few cognitive & physical demand	35

**Table -9**  
**Self evaluation of job performance**  
**N - 46 (comparing their present work skills with their skills prior to injuries).**

100 to 80 %of their prior level	27
80 to 65 % of their prior level	05
65 to 50 % of their prior level	08
50 % and below prior level	06

## DISCUSSION

As table-3 shows, out of 48 clients in pre-morbid stage, 45 clients were working after participating in the MTWP (31 were competitively employed, 14 primary homemaker) whereas 1 trainee and 2 were unemployed.

The work type comparison (eg. managerial, heavy labor, light labor, home maker) of pre-morbid and

post MTWP subjects (Table-4) shows, the categories of work vary from those prior to the wrist injuries. The clients did work that was different from the work they had done prior to the wrist injuries.

Table-5 shows, the comparison of present job with former job. Return to the same or a different



company was related to the length of time of prior employment.

Table-6 shows, 37 out of 46 subjects had one jobs, 05 had two jobs, 03 had three or more jobs since discharge from MTWP. The majority of respondent, 44 out of 46 were working 40 or more hours per week.

As per job satisfaction level out of 46 subjects; 32 liked their job, 05 did not enjoy their work, 03 home makers want to be involved in competitive employment and 05 subjects feel the job is challenging and look forward to it (Table 7).

Post MTWP in the area of work difficulty, 35 subjects suggest the job that repetitious, familiar, required little cognitive & physical demand is easy to perform (Table 8). In comparing their present work skills with their skills prior to affection 27 subjects self reported 100 to 80 % of their prior level in job performance (Table 9).

## CONCLUSION

The MTWP addresses the range of needs demonstrated by wrist injuries clients, from traditional therapy to prevocational and vocational intervention. The evaluation of the program indicates that the program was successful with wrist injury working age adult. 94% clients who completed the program returned to work and switched over to different position and different type of work. 56% clients return to competitive employment with same work type, work situation, having work satisfaction and 80-100% work skills in compare to premorbid work.

## REFERENCE

1. Yochum T, Rowe L. *Essentials of skeletal radiology*. 2<sup>nd</sup> edition Vol. 1. Maryland: Williams & Wilkins, 1996; 664-665,756-757.
2. Buterbaugh GA, Palmer AK. *Fractures and dislocations of the distal radioulnar joint*. *Hand Clin*.1988; 4:361-75
3. Golden GN. *Treatment and prognosis of Colles' fracture in a North American Community*. *American Journal of Public Health* 1982; 72:605-7.
4. Gartland JJ Jr, Werley CW. *Evaluation of healed Colles' fracture*. *J Bone Joint surgery [AM]* 1951; 33-A: 895-907.
5. Bacorn RW, Kurtzke JF. *Colles fracture: a study of two thousand cases from the New York State Workmans' Compensation Board*. *Journal of Bone Joint surgery [AM]* 1953; 35-A: 643-58.
6. Golden GN. *Treatment and prognosis of Colles' fracture*. *Lancet* 1963; i: 511-5.
7. Katharine Raymond Morey, Anne Harvey Watson. *Team approach to treatment of the post traumatic stiff hand: A case report*. *Physical Therapy; Vol. 66 No.2, February* 1986.

8. Wentzensen A, Leutfink D. *External quality assurance exemplified by distal radius fracture pilot projects of legal accident insurance*. *Z Arztl Fortbild Qualitatssich* 1997; 91:484-5.
9. Wittemann M, Jung A, Hornung R, Germann G. *Die sog. "kleine Handverletzung" und ihre sozioökonomischen Folgen*. *Chirurg* 1994; 65:1004-7.
10. Lyons & Morse .*A Therapeutic Work Program for Head injured clients; AJOT, 1988,*





# MICROFINANCE IN INDIA: PERFORMANCE, PROBLEMS & POLICY

**Rajiv Gurung**

PhD Scholar

Department of Economics

Sikkim University

Gangtok, Sikkim

## ABSTRACT

*Microfinance has become a medium of including financially excluded and unbanked poor population. In India, microfinance has also acted as an effective tool for fighting against poverty. In the present scenario, even though MFIs hold the largest share of loan portfolio, banks have been successful in registering stable growth mainly due to important factors like easy accessibility to funds, higher loan ticket size and low delinquency ratios in the Indian microfinance scenario. The Microfinance sector in India faces several challenges like low level of financial literacy, over-dependence on the banking system for funds, higher interest rates and exclusion of the really poor population. However, this sector has the potential to uplift the poor and contribute to India's aim of becoming a USD 5 trillion economy by 2025. This paper defines microfinance, analyses the current status of microfinance sector in India, identifies the challenges and suggests measures to tackle existing challenges in the microfinance sector in India.*

**KEYWORDS:** *microfinance, MFIs, financial inclusion, microcredit, India*

## INTRODUCTION

Despite impressive growth and evolution of the banking industry, institutional credit still remains largely inaccessible to the rural poor. Even after seventy years of independence the existing formal financial institutions in the country have been unsuccessful in ensuring equitable distribution of credit to the needy. The formal financial sector still lacks confidence in the ability of poor in uplifting themselves through self-employment. They are still not considered creditworthy by the financial institutions.

Thus, in order to provide credit to poor households with limited access to banking services, microfinance was introduced around the eighties. Currently, the global microfinance industry is worth over INR 8.90 trillion and the loan disbursed amount is growing at an average annual rate of 11.5% over the last 5 years. The industry benefits the lives of 139.9 million borrowers worldwide, 80% of whom are women and 65%, from a rural background (Microfinance Barometer Report 2019).

In India, microfinance is considered as an effective instrument in eradicating poverty by helping rural poor access formal financial institutions. The Micro Finance Institutions (MFIs) are provided financial resources by the banks and other mainstream financial institutions which in turn is used by them to reach financial services to the rural poor. Despite consistent efforts, more than 50 % of

the rural households are deprived of formal credit. Thus, Microfinance can contribute a lot in the development process of the Indian economy by providing credit access to these poor households. Inclusion of these poor into the formal financial system can empower and uplift the poor economically and socially.

This sector has played a significant role in providing formal credit to the underserved low-income households and micro, small and medium enterprises (MSMEs), thus, inflating the share of these sectors in India's overall GDP. This sector registered a growth of 40% in terms of loan portfolio in the year 2019 (SIDBI, 2019). This sector is expected to maintain such growth rate with the support of improved technology, development of regulatory policies, new partnerships and launch of diverse products. Increasing support from the Govt of India and Reserve Bank of India has helped the sector in expanding and reaching newer locations. Microfinance becomes necessary for economic growth of a large section of unbanked and underserved poor households by making all financial products accessible to them. Bringing this unbanked population within the reach of financial services will contribute greatly to the aim of India becoming a 5 trillion USD economy by 2025. This paper defines microfinance, analyses the current status of microfinance sector in India, identifies the challenges



and suggests measures to tackle existing challenges in the microfinance sector in India.

### OBJECTIVES

- To define the concept of microfinance,
- To analyse the current status of microfinance sector in India,
- To identify the constraints and challenges faced by microfinance sector in India,
- To suggest strategies to overcome aforementioned challenges.

### DATABASE AND METHODOLOGY

The study is descriptive in nature and is based on previous studies including books, journals, articles, newspaper reports, reports of concerned committees and institutions, research based articles on microfinance published in journals and international best practices, etc. The study has made use of secondary data collected from published reports like Status of Microfinance in India, 2018-19, NABARD, Vision of Microfinance in India, 2019 SIDBI and Microfinance in India, 2016-17, NABARD.

### DEFINITION OF MICROFINANCE

Generally, microfinance means financial services targeted for individuals and small businesses that are excluded from the formal financial system. Micro Finance Institution is an entity which provides microfinance services in the form and manner as may be prescribed but does not include a banking company or a co-operative society. Microfinance services means one or more of the following financial services involving small amount to individuals or groups: (i) providing micro credit; (ii) collection of thrift; (iii) remittance of funds; (iv) providing pension

or insurance services; (v) any other services as may be specified.

As per the Reserve Bank of India, microfinance means provision of thrift, credit and other financial services and products in very small amounts to the poor in rural, semi-urban or urban areas aimed to provide them with the opportunity to augment their income and thus improve their living standards.

The Asian Development Bank (2000) defines microfinance as the provision of broad range of services such as savings, deposits, loans, payment services, money transfers and insurance to poor and low income households and their micro-enterprises.

## 4. MICROFINANCE IN INDIA: PRESENT STATUS

### 4.1 SHG-Bank Linkage Programme

This is the largest microfinance programme of the world. In 1992 NABARD had started the Self Help Group-Bank Linkage programme (SHG-BLP) to deliver affordable door-step banking services. It covers more than 12 lakh households through more than 100 lakh Self-Help Groups that possess deposits worth Rs 23,000 crore annual loan offtake of more than 58000 crore and loan outstanding of over Rs 87000 crore (NABARD, 2018) of which, 88% was disbursed to rural women groups (up to 31 March 2019). The growth during 2018-19 remained steady and promising. It has contributed to empowerment of poor, especially rural women. Nevertheless, it is also faced with many issues like uncertainty in bank loans, smart book keeping, limited adoption of technology and declining advantage of aggregation at SHG level etc

**Table 1. Status of SHG-BLP in 2018-19 (Agency-wise)**

(Amount in Rs lakhs)

Particulars	Total Savings of SHGs with Banks as on 31 March 2019		Loans disbursed to SHGs by Banks during 2018-19		Total Outstanding Bank Loans against SHGs as on 31.03.19		NPAs as on 31.03.19	
	No. of SHGs	Savings Amount	No. of SHGs	Loans disbursed	No. of SHGs	Loan Outstanding	Amount of Gross NPA	NPA (percent)
Commercial banks	5476914	1324023.23	1512907	3449246.74	2901209	5564111.05	289739.17	5.21
Regional Rural Banks	3078473	769201.27	940818	1955264.43	1695534	2619598.85	127482.95	4.87
Cooperative Banks	1458856	239223.65	244675	427251.71	480589	526105.53	35178.93	6.69
Total	10014243	2332448.15	2698400	5831762.88	5077332	8709815.43	452401.05	5.19

Source: Status of Microfinance in India, 2018-19, NABARD.


**Table 2. Progress of SHG-BLP (2016-17 to 2018-19)** (No. of SHGs in lakh/Amount in Rs '000 crore)

Year	No. of SHGs with Savings Linkage	Amount of Savings Outstanding	No. of SHGs availed Loans during the year	Amount of Loan Disbursed during the year	No. of SHGs with Loan Outstanding	Amount of Loan Outstanding
2016-17	85.77	16.11	18.98	38.78	48.48	61.58
2017-18	87.44	19.59	22.61	47.18	50.2	75.6
2018-19	100.14	23.32	26.98	58.32	50.77	87.1

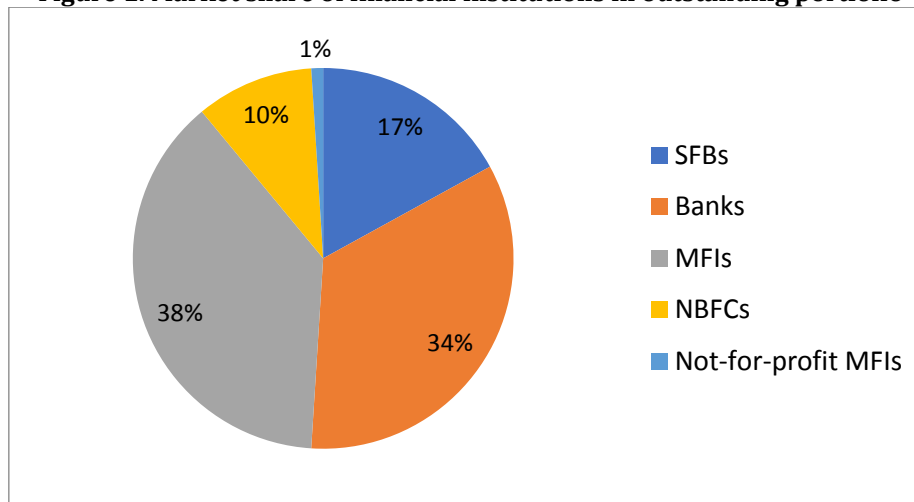
Source: Status of Microfinance in India, 2018-19, NABARD.

As on March 2019, 100.14 lakh SHGs have savings accounts linkage covering more than 1200 lakh households and aim to empower the rural poor (especially women) socially, economically and financially. Between 2016-17 and 2018-19, there had been a positive trend in the number of SHGs having savings bank accounts, amount of credit disbursed, outstanding bank loans and the amount of savings outstanding. SHGs availing loans from banks grew by 19.33 percent while the amount of loans advanced to these SHGs increased by 23.6 percent during 2018-19. During the same year, there has been an addition of 12.70 lakhs SHGs with savings linkage increasing the figure from 87.44 lakhs to 100.14 lakhs. Within the country, some regions have registered good growth in savings accounts of SHGs

while some regions have registered negative growth due to data sanitization, closure of dormant accounts, under reporting for certain states, and change in the SHG Bank Linkage model

#### 4.2 Microfinance providers in the Indian lending landscape

In India, microlending is conducted by many different agencies like commercial banks, Self-Financing Banks (SFBs) Microfinance Institutions (MFIs) Non-Banking Finance Companies (NBFCs) not-for-profit MFIs. And among these players, MFIs hold the largest share of loan portfolio standing at Rs 681 billion and accounting for 38% of the total industry portfolio. It implies that most borrowers prefer to take loans from MFIs.

**Figure 1. Market share of financial institutions in outstanding portfolio**


Source: Vision of Microfinance in India, 2019, SIDBI.

Even though MFIs hold the largest share of loan portfolio, banks have been successful in registering stable growth mainly due to important factors like easy accessibility to funds, higher loan ticket size and low delinquency ratios in the Indian microfinance scenario. In spite of holding the largest share of the loan portfolio, MFIs have faced adverse effect on their growth mainly due to limited fund availability and high customer acquisition and servicing costs incurred for operating in remote locations. Consequently, the rates offered by the

MFIs may range from 24% for larger NBFC-MFIs to 35–45% for smaller MFIs, making difficult to afford for the end customers and producing large NPAs for microfinance providers.

#### CHALLENGES FACED IN THE MICROFINANCE SECTOR

A study by Sriram (2016) has shown that the microfinance sector in India is growing at an unhealthily fast rate. Loan portfolio/advances have increased rapidly in the recent years while the



supporting resources have increased at a comparatively lower rate. Loan portfolio has increased substantially while the clients, staff and branches have increased at a lower rate meaning more and more loans are advanced to the same clients and through same branches. This mismatch can result in large-scale defaulters.

**1. Financial illiteracy:** The growth of microfinance sector faces another major challenge in the form of financial illiteracy making it difficult to create awareness regarding microfinance and serve them as microfinance clients. Majority of the rural poor in the country are still financially illiterate. It becomes a challenge to convince them about newer forms of financial services and even a more challenging task to serve them as clients.

**2. Asymmetric Information:** there are very less existing credit information sources about small borrowers in rural areas. Most of the rural borrowers depend on informal money lenders who prefer not to share the good repayment record of borrowers with other credit delivery agencies. This creates lack of information on rural borrowers which hinders the growth of microfinance in rural areas.

**3. Financially dependent MFIs:** Another important challenge is the inability of MFIs to raise sufficient fund in the microfinance sector. Several studies have found that agencies serving the poor borrowers are usually financially dependent on donor organisations for establishment, technical assistance and sometimes even for business operations (Satish, 2005). In India, MFIs largely depend on commercial banks and the banking industry for funds. Since majority of MFIs in India are registered as NGOs, they depend on the traditional banks for funds to conduct their own lending operations. They are mostly funded by private banks who charge higher interest rates. This over-dependence on the banking system (Nair, 2011) has made these MFIs less serious towards defaults and unsustainable.

**4. Deserving Poor are not served:** In an effort to conduct the scheme successfully and to maintain good repayment rates, the operators tend to select economically stable individuals as the beneficiaries. Doing so, excludes the real deserving poor and are benefitted to only some extent.

**5. Low Outreach:** In India, outreach of microfinance is as low as 8% as compared to 65% of Bangladesh. Micro credits advanced to the rural population are quite small in amounts and are usually for less than a year making it difficult to use the funds for productive purposes.

**6. High Interest Rate:** another important challenge hindering the growth of microfinance is the high interest rates charged by the MFIs (Mitra, 2009) which become very difficult for the poor to pay. High interest rates discourage the poor from borrowing even for productive purposes. The interest rates charged by the MFIs in India are higher than the

commercial banks thus limiting their financial success.

**7. Regional Imbalances:** There is unequal geographical growth of Microfinance institutions (Jain & Jain, 2014) and SHGs in India. The coverage of the programme is low in states like Orissa, Bihar, Jharkhand, Chhattisgarh, Madhya Pradesh and Uttar Pradesh where the percentage of poor population is large. About 60% of the total SHG credit linkages in the country are concentrated in the Southern States.

## MEASURES TO OVERCOME THE CHALLENGES

Efforts should be made to improve people's accessibility to microfinance in both rural and urban areas. The regulations also should be to support the growth of this sector rather than restraining it. There should be the provision of basic training for the rural and urban poor on how to use these loans for productive purposes. Some important measures for tackling the existing challenges faced by the microfinance institutions in India are mentioned below.

**1. Improved Regulatory Framework:** Microfinance sector which has been growing steadily since last few decades needs a proper regulatory framework that protects the interest of all stakeholders. Savings mobilisation have been increasing in the microfinance industry (Satish, 2005). Thus, in the absence of a proper regulatory framework, dishonesty and corruption might creep into the industry to prey upon the poor's hard-earned money.

**2. Encourage Rural Penetration** MFIs prefer to open new branches in areas where other MFIs are doing well rather than reaching new locations. They are interested in running the programme smoothly and maintain proper recovery rate (Dhar, 2016). MFIs should, actually be encouraged to reach places with lower microfinance reach and provide financial services to the needy.

**5. Transparency of Interest Rates** MFIs charge different rates of interest for different loan sizes and some of them charge additional charges and interest free deposits. Such approach makes the pricing non-transparent and discourages the borrowers as they are price-takers. This necessitates for a transparent interest rate system.

**6. Adoption of technology:** Use of improved technology and ICT can help the MFIs reduce their operating costs. Thus, MFIs have to be supported and encouraged to use cost-cutting technologies to reduce their operating costs. There have been instances of MFIs using mobile phone technology to reach the poor borrowers in remote locations.





## CONCLUSION

Microfinance has proved to be an important tool in improving the living conditions of millions of the country's population. Provision of microcredit to the capital-poor through microfinance can contribute to creation of gainful employment. Even though the microfinance sector has grown much in the recent times with multiple players in this sector, a significant portion of the country's population still fall in the low-income band. This provides a great scope for the growth of the microfinance sector in India. Newer innovations have to be developed to tackle the problems faced by the poor. Government schemes and existing formal financial institutions provide micro credit services to around 67 percent of the rural population. On the other hand, MFIs are found to be concentrated in some regions of the country as compared to other regions indicating higher scope for further growth of this sector in India. So, to make use of this opportunity, the challenges within the industry have to be identified and addressed with relevant measures. Like any other important sector of the economy, the microfinance sector also is faced with several challenges in a developing country like India. These challenges have to be addressed first to enable the microfinance industry to play a significant role in uplifting lives of millions of poor households and contribute to India's aim of becoming a USD 5 trillion economy by 2025.

## REFERENCES

1. Jayanthi, M., & Rau, S. S. (2019). Determinants of rural household financial literacy: Evidence from south india. *Statistical Journal of the IAOS*, 35(2), 299-304.
2. Nair, T. S. (2011). Microfinance: Lessons from a crisis. *Economic and Political Weekly*, 23-26.
3. Mitra, S. K. (2009). Exploitative microfinance interest rates. *Asian Social Science*, 5(5), 87-93.
4. Jain, M., & Jain, E. (2014). Microfinance in India: Issues and challenges. *International Journal of Innovative Research and Practices*, 2(7), 32-40.
5. Dhar, P. (2016). Microfinance penetration in India: A state wise analysis. *International Journal of Interdisciplinary Research in Science Society and Culture*, 2(2), 86-96.
6. Microfinance Pulse Report, SIDBI, Vol IV January 2020. Retrieved from <https://www.sidbi.in/files/article/articlefiles/4th%20edition%20-%20Microfinance%20Pulse%20Report.pdf/>
7. Status of Microfinance in India, 2018-19, NABARD. Retrieved from <https://www.nabard.org/auth/writereaddata/tender/1207192354SMFI%202018-19.pdf/>
8. Vision of Microfinance in India, 2019, SIDBI. Retrieved from <https://www.pwc.in/assets/pdfs/consulting/financial-services/vision-of-microfinance-in-india.pdf/>
9. Microfinance Barometer Report, 2019 Retrieved from [https://www.convergences.org/wp-content/uploads/2019/09/Microfinance-Barometer-2019\\_web-1.pdf/](https://www.convergences.org/wp-content/uploads/2019/09/Microfinance-Barometer-2019_web-1.pdf/)





## CONTEXT AND TEXT RELATIONSHIP

**Gafarova Zumrad Zokhirjonovna**

Senior teacher of Tashkent institute of irrigation and  
Agricultural mechanization engineers Bukhara branch,  
Uzbekistan

---

### ABSTRACT

*This research focuses on the need to determine the role of the speech structure of the rheme in the text structure, including its compositional structure. Observations show that the structure of the rheme-theme, in accordance with the communicative goal of the addressee author, leads in the description of the event, taking the first place in the text, and when it comes to the final, indicating the emergence of various logical-semantic relations.*

**KEYWORDS:** *interpretation of a text, lexical, grammatical and logical connections, a static structure, text structure, compositional structure, rheme-theme.*

---

### DISCUSSION

Any issue related to the interpretation of a text event should be considered within the framework of the communication system as a whole. It is therefore not surprising that a significant proportion of linguistic research is currently being conducted in the field of text. Although there is a lot of work on text and context, in this study we found it necessary to dwell on the main cases that are directly related to the definition of the communicative purpose of information transmission. Although it is well known that the text is being studied intensively and consistently as an object of linguistics, the coverage of some aspects in the literature is still controversial and many issues are not clear enough.

There are many definitions given to a text event, each definition, in turn, illuminating a particular aspect of the event, of course. For example, many draw attentions to the interconnectedness of its parts in the description of the text: "A text is a set of ordered, continuous, relatively complete sentences, the individual sentences of which enter into lexical, logical and grammatical connections and represent certain information" (Turayeva 1986: 101).

I.R.Galperin notes several aspects of the text: "A text is an artistically reworked work that takes place in the form of a written document, a structure with a title, a variety of lexical, grammatical and logical connections with a certain modal character and pragmatic purpose consists of a series of specific units that are joined together by species" (Galperin 1981:18).

According to the definition of E.S.Kubryakova, not only written but also oral

speech product can appear as a related text and can also be a text title (Kubryakova 2001:72). G.V.Kolshansky also draws attention to this, he writes: "The problem of text recognition, its division covers both oral and written language, these two sides should be studied equally" (Kolshansky 1984:92). As can be seen from the above definitions, the text has a multifaced nature and this allows it to be studied in various fields of linguistics. I.V.Arnold considers the text as a subject of study of stylistics. It distinguishes general categories of text in order to clarify controversial issues, including the factors that determine the content of the text, its size and boundaries. In his view, the most important features of a text are its informativeness (communicativeness), integrity, and relevance (Arnold 1990:34-42). These basic features of the text have also been pointed out by other researchers. M.Y.Dymarsky emphasizes the psycholinguistic nature of text integrity. He notes that text is "a form of product that occurs in the context of extended verbal thinking" (Dymarsky 2001:36). In the given descriptions, the text is considered as a finished product, a static structure, and the dynamics of its formation is not fully reflected (Ashurova, Galieva 2016:16). In this sense, the text always has its own structure and boundaries. For this reason, it is necessary to distinguish between "text" and "context" phenomena. According to scholars, context is a phenomenon whose boundaries are freely defined, the purpose of which is to observe, analyze and concretize linguistic facts. The context in which the dynamic process is considered does not have its own clearly drawn boundary, and its precise structure and completion are not noticeable (Myrkin 1978:86).



Context should be seen as an extended speech integrity that represents the syntactic and content unity of the components.

It consists of a related text, and such a text consists of a series of sentences that consistently develop the expression until a certain logical completion. Despite these differences, it should be noted that both the text and the context are the main categories of speech, within which language units are activated.

According to scholars who have studied the behavior of syntactic units in context, context encompasses all, states, and forms of communication (Van Valin 1997). When it comes to context, activated language means (verbal context) as well as non-verbal situation are understood.

A non-linguistic situation is a situation in which communication takes place. There are concepts in linguistics today that differentiate contexts: a) broad and extralinguistic context, b) narrow - the linguistic context itself. Because the context reflects the process, it does not have a clear boundary, a completeness property, its structure is uncertain. For this reason, the researcher cannot agree with G.P. Neet's interpretation of context as a logically complete speech structure formed by the syntactic and semantic combination of components (Neets 1987:6). The qualities mentioned are specific to the text, not to the context, but these two phenomena, despite the differences listed, are the main categories of speech

Based on the "step loading" of the sentence, V.B. Apukhtin distinguishes between "thematic loading" and "rhematic loading". In addition, it identifies another unit - hyperpredicathema. This unity is formed as a result of the emergence of one of several predicates (Ibid., p.116). The above example demonstrates the elementary relationship of communicative elements as a hyperpredicathema. A single predicate based on the division into secondary actual parts refers to the subject.

In the "linear" and "inner" formation of expression and text, there is an increase in attention. We will discuss in more detail in the third chapter of our work the course of such a communicative process. Both text and context are forms of implementation of the speech process, which creates the basis and conditions for the use of each language unit in the dynamics of speech expansion. Although the text and context are similar in this function of their own, they differ from each other by a series of signs. The communicative approach requires that the text take into account two structural states. On the one hand, the text is intended to reflect the denotative content, and in this sense it is a whole and complete product of communication; on the other hand, the text focuses on the speech activity itself, which represents a specific form of speech activity. Based on these cases, in our analysis we focus on two

aspects of the activation of rheme-theme structures: its relationship in direct context coverage and its role in speech structure. To shed light on this issue, it is necessary to define the scope of theoretical principles that define the participation and function of text-forming units.

It is natural for the analysis of linguistic phenomena to refer to the text in order to determine their essence. After all, it is the text itself that is the source of the communicators' thinking and speech activity in the process of communication. A person's knowledge base is expressed in the text in the form of a linguistic symbol and takes the form appropriate to the information-communication situation. Although speech and thinking do not repeat each other, but the text is the product of the activity of speech thinking (Safarov 2015:289). Man's goals, desires, demands, and feelings are "materialized" in the context of the text (Ashurova, Galieva 2016:130-132). Also, the content of the text reflects the external world, the perception of reality and is interpreted in a unique way. The growing interest in the description of the text from different angles is due to the widespread practice of interpreting language as a multifaceted phenomenon, the main means of interpersonal communication in modern sciences. This, in turn, explains the connection of language with various aspects of human activity, the fact that this activity is carried out through the text.

At present, any sequence of characters, the structure of which is formed in the interconnection, including dance, performance of rituals, painting, architectural monument, etc., are given the status of text, and their semiotic, communicative features are studied. But the most important thing for human activity is a structure consisting of a series of linguistic signs, since natural language is more important than any other system of signs. The correct reception and comprehension of the text is ensured not only by means of a speech structure consisting of a series of linguistic units, but also by a reserve of knowledge that is relevant to the human environment and communication. This means that the text gains its status only when it is understandable.

As Z.Y. Turayeva mentioned in the above-mentioned book, "The structure of the text, the interdependence of its internal and external structures are observed by linguists. One of the problems associated with studying the text as a whole in a complex structure is to identify the features that define its essence, including its difference from the sentence, indicators of its existence in time and space. The main task of linguistics is to find a set of indicators that determine the semantic and syntactic criteria of text integrity, semantic-structural and functional completeness" (Turayeva 1986:8-9).

We see the whole text as a copy of the spoken word, and such text analysis allows the separation of the interconnecting means in the text of



the individual parts. Consequently, the development of textual linguistics has made it possible to look at the essence of the actual division of speech structures from a different perspective. There has been a tradition of adding such a division to the list of tasks performed by the text. Even W. Weinreich argued that rheme "only leads to a misinterpretation of linguistic phenomena in the tradition of description within speech" (Weinreich 1970:236). Such rigid ideas led the theory of actual division to shift from sentence syntax to text. As a result, the role of this theory in determining the status of the text has become so clear that it is no longer possible to imagine them separately. Indeed, the mobility of both phenomena brings them closer together. The formation of the text is subject to the laws of incorporation. The essence of this law is that every sentence in the text merges with its predecessor in terms of content. In this sense, the concept of "text" is equivalent to the concept of a series of natural numbers, that is, each subsequent number "a" is equal to the sum of the previous "a + 1" (Murzin 1982:20-29). Importantly, this regularity is reflected not only in the inner level of the text, but also in its external structure.

Based on the law of incorporation, the theme and rheme, which are components of the actual division, can be interpreted differently from the previous definitions. From the point of view of the content of the text, the means of conveying "old" information is often repetitive, that is, any information previously expressed in the text - if it forms a topic, the rest - rheme. But it is not always easy to distinguish what is repeated in the text and what is new.

For example, consider the following passage from the American writer Robert Warren's *Ballad of Billy Potts* (Worren, *Selected Poems*, p.3):

Big Billie had a wife, she was dark and little.  
In the land between the rivers.

And clever with her wheel and clever with her kettle.

But she never said a word and when she sat.  
By the fire her eyes worked slow and narrow

like a cat.

In the land between the rivers.  
Nobody knew what was in her hand.

In the text quoted in the land between the rivers the word form seems to express the theme. However, it is natural to ask how the rheme pieces, which give it a new meaning, react to this piece. Hence, the topic cannot be separated on the basis of a formal approach, because in the context of the text we are required to distinguish functional units rather than formal units. In order to distinguish such units, it is preferable to pay attention to such syntagma's as to speech. Such syntagma include attributive groups such as "she was dark and little" and "clever with her wheel" used in the text above. So, when we observe the process of creating a text, we do not have to see

the subject-rheme relationship in any "frozen", static state. This relationship is constantly changing, shifting in line with the expansion of the text, and the boundary between theme and rheme disappears.

## REFERENCES

1. Turayeva Z.Y. *Linguistics of the text*. – M.: Prosvesheniye, 1986.
2. Galperin I.R. *Text as an object of linguistic research*. – M.: Nauka, 1981.
3. Kubryakova Y.S. *About the text and the criteria for its definition // Text: structure and semantics*. – M.: 2001.
4. Arnold N.V. *Modern English stylistics*. – M.: Prosvesheniye, 1990.
5. Dymarskiy M.Y. *Problems of text formation and literary text*. – M.: URSS, 2001.
6. Ashurova D.I., Galiyeva M.R. *Text Linguistics*. – T.: Turon – Iqbol, 2016.
7. Myrkin V.Y. *Text, subtext, context // Questions of linguistics*. 1980. № 2
8. Van Valin R.D., LaPolla R.J. *Syntax: Structure, meaning, and function*. – Cambridge: CUP, 1997.
9. Huddleston R. *Introduction to the Grammar of English*. – Cambridge. CUP, 1995.
10. Safarov Sh. *Language theory and lingvomethodology*. – T.: Bayoz, 2015.
11. Veynreykh U. *On the semantic structure of the language // New in linguistics*. Vol. V. M.: Progress, 1970.
12. Murzin L.N. *About derivational mechanisms of text formation // Theoretical aspects of derivation*. – Perm, 1982.
13. Warren R.P. *Selected Poems*. – New – York, 1984.



## AN EMPIRICAL STUDY ON FEELINGS OF AGED PEOPLE RESIDING AT OLD AGE HOME

Vinaya S N<sup>1</sup>

<sup>1</sup>Assistant Professor,  
Sociology, SYBWFCG,  
Chitradurga, Karnataka,  
India

### ABSTRACT

*“Wrinkles should merely indicate where the smiles have been.” Social and emotional encounters change with age. Social accomplices that are significant and important are safeguarded, more fringe social ties are disposed of, and outrage and depression are experienced less as often as possible. Optimistic influence remains exceptionally steady, just diminishing in certain observations among the most aged. In the last century has seen a quick increment in the number of population in the older individuals in the developed nations. This marvel isn't confined toward the western world, however numerous nations, for example, our own are currently facing the effect of this transition. This circumstance could be credited to a mixture of elements such as, increment in age, increased life span and diminished passing rates because of headway in the field of medication, improvement of future during childbirth, and upgrade in the normal range of life. globalization and urbanization have lead changes in this social framework with an impact of upgrade in economy, political and social conditions. The elderly population ceases to be functional, they are considered as a ‘burden’ upon the family and ending up in old age home [1].*

**KEYWORDS:** *Living, Elderly, Aging, Old Age Homes, Problems, Depression*

### INTRODUCTION

India like numerous other economically emergent nations is seeing the quick growth of its population. Globalization have prompted change in the financial structure, the disintegration of cultural qualities, debilitating of social qualities, and social organizations, for example, the joint family. In this changing monetary and economical changes, the more teenage is looking for new roles including financial freedom and social functions inside, just as outside, the family. The rapid change in financial structure has decreased the reliance of provincial families land which has given solidarity to connections between generations. Quick developing of industry, urbanizations in India, it has additionally affected the individuals from multiple points of view.

The custom of joint family in the way of life of Indian culture is vanishing gradually, which depended on the tradition, feelings and affection. It has additionally changed the life of family. Individuals have begun in having confidence in nuclear family as opposed to consolidated or extended family. It leads individuals to live with his own family which including spouse, wife and their kids. This culture has

additionally influenced the feeling of every unique individual. At present guardians apprehensive from their kids, that is the reason they have begun declining to live with them (kids). Because of this, elders willing to lead their aged life at old age homes. In India the number of inhabitants in old residents is developing in 1901 it was 12.1 million, yet it has been recorded in 2011 is 103.2 million<sup>1</sup>. The number of inhabitants in older in India (more than 60 years) positions second in the world<sup>2</sup>. The fundamental explanation behind this is most recent instruments, progressed medication, a-list treatment, social security, expectation for everyday comforts and food is accessible now daily's [3].

### OLD AGE HOMES

An old age home also known as retirement home. It is a home for those elderly folks individuals they don't have anybody to take care of them or the individuals who have been tossed out of their homes by their kids. The spot is obviously similar to home where the detainees obviously receive all the amenities for a standard life, similar to food, apparel. Amenities provided by the old age homes will be maintained by administrator at old age home, the truly necessary love,





and care of friends and family is obviously unfortunately absent; for, by what method would outsiders be able to give comfort? In these homes, it is intriguing and in any event, contacting to converse with individuals whether they are men or ladies. In India it is believed that people who stays at old age homes are not in a happy circumstances. This situation of isolating the seniors from the teenagers has been brought into India from the West.

### **LIVING IN OLD AGE HOMES**

The old age homes deal with the different parts of their elderly mates. After all an absolute establishment, old age home provides almost all the amenities in a best possible way to the elderly inmates. The way that the older are regularly not in a situation to distinguish their necessities and requirements to make the old age homes more capable in conveying their administrations. Although old age home provides all the necessities of elderly people, they lack in providing love and arm feeling which is present at family residing elders.

### **CAUSES OF LIVING OF THE ELDERLY IN OLD AGE HOMES**

- Occasionally elders unable to understand their responsibility and much engaged in their own lives . Due to this reason they feel it is overburden to keep the elders with them. They consider it as an impedance in their own lives. Finally they convey the message to the elders saying they cannot afford them.
- The inner self conflict between mother-in-law and daughter-in-law leads too much frustration in the family and the circumstance moves to such worst environment that they cannot live together.
- Most of the younger generation very focused towards their career , modern life and following western culture in their day to day life. They feel it is burden to keep their parents along with them.

### **DIFFICULTIES AND PROBLEMS EXPERIENCED BY THE ELDERLY INDIVIDUALS**

Getting old is an immortal and natural part of life. In numerous nations this step has been viewed as a genuine consideration of strategy producers of the legislature. We must consider that, elder people number count is significantly increasing. We have to understand that there are numerous raising issues identified with the circumstance. India is confronting a

few difficulties as fragile financial development, fragile pension framework, and invalid foundation for elderly individuals, or more all absence of political cause life hopeless for the elder residents in India. Issues of elderly residents typically show up above 65 years. At this age, elderly people face lot of issues such as physical, mental, economical , social and psychological.

### **DEPRESSION AMONGST THE ELDERLY LIVING IN OLD AGE HOMES**

It is noticed that individuals living longer, turning out to be burden to the younger generations and it may also leads stress in family units. This may prompt elderly people to be in old age home settlement. Indeed, even where they are co-dwelling, minimization, separation and instability are noticed among old people because of the correspondence gap. This kind of environment influence the psychological imbalance in old people, it may also leads to depression.

Depression is a typical issue among the older people especially those who stays at old age home and is a significant medical issue. Depression is nothing but sadness. Depression is expressed to be a serious medical issue that additionally prompts physical, mental, psychological, social and monetary issues. The pace of depression among the older shifts. Most of the elder people really easily blends with other inmates of old age homes. They do enjoy the extracurricular activities which they conduct at old age homes such as sports, games and activities to keep them active and energetic; But they feel sad when they recall about their past life with their children and grand children. then again, there are old people who had to come forcefully to old age homes because of certain reasons, for example, abuse, misuse or different issues. But they miss their friends, relatives obviously the love and warm feeling which present at home. All these may cause deep sadness in senior individual. In longer run it may also leads to depression.

### **CONCLUSION**

The idea of "old is gold" is genuine when old with great wellbeing share their valuable experience and a treasure of knowledge. They enjoyed their life with their loved one. They experienced and witnessed the joy of achievement during their younger period. But it is unwanted truth that they are getting old . Getting old is immortal, but one should enjoy gracefully the period of elder life. Although, getting old leads to many other problems such as imbalance in their physical and mental health, unable to control their emotions and feelings. These problems can be slightly avoided by taking right precautions at the right time to provide a





quality life for our elders. Old age is a phase of life that each individual eventually reaches and it is unavoidable. Everybody knows the fact that everyone must enter the old age at some stage. But during teenage youngsters neglect their elder ones. But they forget the fact about even they reach old age. Elder people main requirement is love respect, affection and responsibilities. To show that they are not unwanted person at home. We have to assign some easily doable tasks to elders to keep them active. Good health habits must be followed by elders to keep good well being. Good health leads great life of elders. Elder people knowledge, experience must be utilised for our younger generation future. But due to many other various reasons most of the elders present at old age home. Even old age homes become suitable for people who are open minded and gradually accept the fact of life. Old age amenities , extra activities will keep them active and joyful. Although they may not present at home with their kids , but even old age homes are providing feel like home feelings.

## REFERENCES

1. Sahoo AK, Andrews GJ, Rajan SI (2009) *Sociology of Aging*. Rawat Publication, New Delhi, India.
2. Amoss Pamel T, Harrell. *Other Way of Growing Old: Anthropological Perspectives*. Stanford University Press, California, 1981.
3. Ajay Kumar Sahoo, Gavin J. Andrews , S. Irudaya Rajan *Sociology of Ageing*, Rawat Publication, New Delhi, 06, (2009)
4. Bali P Arun. *Understanding Growing People of India*. Inter India Publications, New Delhi, 1999.
5. Bose Ashish, Kapoor Mala, Shankardas. *Growing Old in India. Voices Reveal, Statistics, Speak*. B.R publishing, New Delhi, 2004.
6. Dandekar K. *The Elderly in India*. Sage Publisher, New Delhi, 1993.
7. Hooyman Nancy R, Asuman H. *Social Gerontology: A Multidisciplinary, Perspective*. 4th edition, Allynand Bacon Publication, Boston, 1996.
8. Irudya S Rajan, Mishra US, Sharma Shankar. *India's Elderly: Burden or Challenge*, 1999.
9. *London and thousand Oaks Sage Publications*, New Delhi.
10. Mahajan A. *Problems of Aged in Unorganized Sector*. Mittal Publication, New Delhi, 1987.



## IMPACT OF BRAND ADVERTISEMENT ON PURCHASE OF CONSUMER DURABLES IN BANGALORE CITY, INDIA-AN ECONOMETRIC ANALYSIS

**\*Dr.N.Raghavendra**

Department of Post-Graduate Studies and  
Research in Economics,  
Kuvempu University,  
Jnanasahyadri, Shankaraghatta,  
Shivamogga, Karnataka,  
India

**\*\*Dr. Siddayya**

Professor,  
Department of Agricultural Marketing,  
Cooperation and Business Management,  
GKVK,  
UAS Bengaluru-560065

---

### ABSTRACT

*The study reveals the behavior of consumers towards purchase of consumer durable s. The results revealed that for high income group, the scatter plot shows a linear fit indicating a two-dimensional figure is the best fit to the model. Accordingly, the two-dimensional figure shows that refrigerator is unique as also television. Consumers perceive computer and washing machine similar. Mobile and Air-conditioner are perceived as similar. For medium income group, the scatter plot shows a linear fit indicating a two-dimensional figure is the best fit to the model. Accordingly, the two-dimensional figure shows that computer is unique as also television. Consumers perceive refrigerator, mobile and washing machine perceived as similar. For low income group, the scatter plot shows a linear fit indicating a two-dimensional figure is the best fit to the model. Accordingly, the two-dimensional figure shows that television, refrigerator is unique as also air-conditioner. Consumers perceive computer, mobile and Washing machine as similar.*

**KEYWORDS:** Consumer durables, consumer behavior, brand competition, multidimensional scaling

**JEL Codes:** C33, C42, E31, E32, M13, M37.

---

### INTRODUCTION

India, with about one and a quarter billion population and a vibrant economy has emerged as one of the largest markets in the world today. In today's business world, marketing processes are based on the interaction between a business and the consumers. Advertising has been considered as a popular management tool for dealing with the highly rapid technological changes and also the marketing changes in today's competitive markets. The consumer is the forgotten man and he is the leased organized and the most centrifugal element in the circle of investment, production, sale and consumption and is generally taken for granted as one who has anyhow to buy in order to live (Gulshan, 1994). In developed countries, the quality of products has improved a lot over the years and has led to the decrease in the quality variability across many product categories (Grunewald et al., 1993). The product, service and store choice

decisions have also steadily increased across these nations. In contrast, consumers in India are diverse in composition, varying in religion, caste and language; ignorant and apathetic and therefore remain at the receiving end. The malpractices of business were manifested in poor quality, high prices, deficient services, adulterated and hazardous goods, misleading advertising etc.

In the recent past rural India has been witnessing a sea change particularly in the standard of living and life styles. With the population of over one billion, India is on the threshold of becoming one of the world's foremost consumer markets. About a quarter of this huge mass of consumers is urbanized and about three-quarter are rural (Sehrawet&Kundu, 2007). Ramana Rao (1997) observed that the boom in rural areas is caused by factors such as increased discretionary income, rural development schemes, improved infrastructure, increased awareness,



expanding private TV channel coverage and emphasis on rural market by companies. North and Kotze (2001) observed that parents can use television advertisements in various ways as a means of communicating and educating their children on consumer matters. According to Liebeck (1998) teenagers are now more knowledgeable. They are truly the internet generation, and get their news and information primarily from television. Atkin (1978) observed that children or adolescents are most influential when they are primary customers. There is a substantial variation in the amount of teenagers' influence in purchase decision for products for their own use and for their family (Cotte & Wood, 2004). Anderson and Bettencourt (1993) conducted a study on segmentation of consumers based on socio-economic and demographic variables. Significant differences existed in expenditure on food between the segments that were formed.

It is necessary to examine the consumer behaviors in particular in transitional economies including India. Durable companies spend 30-35% of the revenues on advertising especially during the festive months to push volumes. The rapidly growing middle class consumers make India an attractive market for international firms because they are increasingly exposed to western products and lifestyles through the media. Studied the factors influencing the consumption of selected dairy products in Bangalore city. The results of the study revealed that income and price were the factors that significantly influenced the consumption of table butter. Price had a negative impact and income a positive impact, on consumption (Amitha, 1998). Today, Karnataka is the eighth largest in the country both in terms of population and area. Its capital city, Bangalore, is now classified as a mega city and has population of over eight million inhabitants. Boulding et al (1996) explains the simple economic model to assess consumer's valuation of safety features. In particular, we model the benefit from safety as the reduction in the probability of death and the associated economic value of this reduction. We then apply this theoretical model to investigate market valuation of antilock brakes and airbags via the specification and estimation of a hedonic price equation. Results indicate that consumers behave in a manner consistent with the economic model we develop. The last two decades have been a period of rapid growth for Bangalore with a proliferation of Multi-National Companies choosing to locate their operations in the city and its environs in industrial products, consumer durables etc.

Bangalore city has been chosen as the study area, as it is a leading consumer center in India. As a country develops, people buy more consumer durables. To meet the demand more products become available.

They need more shelf space. It results in a retail revolution. That's what's happening in India today. A new generation of retail outlets is emerging, which will change the landscape of the country's cities.

This study has been undertaken with the objective of understanding and represent the market dynamics and to reveal the brand competition as it is in the mind of the consumer.

## METHODOLOGY

The study was conducted in Bangalore city of Karnataka, India which is situated in the Southern part of the Karnataka state.

### Sampling

Bangalore city was considered as the sample universe and the cluster sampling method was followed to select the sample. In the first stage the 147 corporation wards were considered as the clusters and 10 clusters were randomly drawn from the population. From each cluster 50 respondents were randomly drawn making a total sample of 500 respondents. The sample respondents were post stratified based on their income into high medium and low.

### Collection of Data

Primary data was obtained from the selected respondents with the help of pre-tested structured schedule. Respondents were questioned in the language they were familiar.

The data collected from the respondents were related to consumer durables and the purchase of consumer durables and attributes related to the consumer durables and then brand's perception on each consumer durables.

### Method of Analysis

Tabular analysis used to assess the dominant brands purchased by consumers among different brands of consumer durables.

### Multidimensional Scaling

Multidimensional scaling (MDS) is a means of visualizing the level of similarity of individual cases of a dataset. It refers to a set of related ordination techniques used in information visualization, in particular to display the information contained in a distance matrix. Multidimensional scaling (MDS) also known as perceptual mapping is a procedure that allows a researcher to determine the perceived relative image of a set of objects (firms, products, ideas, or other items associated with commonly held perceptions). The purpose of MDS is to transform consumer judgments of overall similarity or preference (e.g., preference for stores or brands) into distances represented in multidimensional space. This technique was used to understand consumer perception with regard to product or brand and for perceptual mapping.



The objective is to transform consumer judgments of preference /similarity to brand in to distances represented in multidimensional space.

## RESULTS AND DISCUSSION

To assess the role of advertising in their purchase decision Brand wise possession of consumer durables

Among Air conditioner the dominant brands among the respondents were Blue Star and LG accounting for 53 % and 25 % respectively. The moderate brands were Godrej and Summer Cool with a market share of 10 % each in Table 1.1(a).

### 1.1. (a) Air conditioner

Table. 1.1. (a): Brand preference of Air Conditioners

Current brand	AC	Percentage to Total
Blue star	15	53.57
Godrej	3	10.71
LG	7	25.00
Summercool	3	10.71
<b>Grand Total</b>	<b>27</b>	<b>100</b>

### 1.1. (b) Refrigerator

Among refrigerators the dominant brands among the respondents were Godrej and LG accounting for 34 % and 32 % respectively. The moderate brands

were Whirlpool with a market share of 7.5 % and Samsung with a market share of 9.77 % and the other important brands were Videocon, BPL, Kelvinator and IFB and Sony had a very small market share.

Table.1.1 (b): Brand preference for refrigerators

Current brand	Refrigerator	Percentage to Total
BPL	7	3.26
Godrej	105	34.20
IFB	2	0.65
Kelvinator	13	4.23
Ken star	10	3.26
LG	99	32.25
Samsung	30	9.77
Sansui	4	1.30
Sony	3	0.98
Videocon	8	2.61
Whirlpool	23	7.49
<b>Grand Total</b>	<b>307</b>	<b>100.00</b>

### 1.1. (c) Computer

Among Computer the dominant brands among the respondents were HP and Dell accounting for 42 % and 12 % respectively. The moderate brands were Acer with a market share of 10 % and HCL with a market

share of 6.88 % and the other important brands were Lenovo, LG, and Philips. Assembled and Philips and AMD had a very small market share.

**Table.1.1(c): Brand preferences for Computers**

Current brand	COMPUTER	Percentage to Total
Acer	16.00	10.56
AMD	2.00	1.36
ASSEMBLED	10.00	6.80
Compaq	13.00	8.84
Dell	18.00	12.56
HCL	10.00	6.80
HP	62.00	42.18
Lenovo	7.00	4.76
LG	7.00	4.76
Philips	2.00	1.36
<b>Grand Total</b>	<b>147.00</b>	<b>100.00</b>

**1.1. (d) Television**

Among Television the dominant brands among the respondents were LG and Onida accounting for 28.72 % and 14.05 % respectively. The moderate brands were BPL with a market share of 14.05 % and

Philips with a market share of 10.90 % and the other important brands were Sony, Samsung, Videocon, Sansui, TCL, Toshiba, Crown and Daewoo had a very small market share.

**Table.1.1 (d): Brand preferences for Television**

Current brand	Television	Percentage to Total
Akai	7	2.52
BPL	67	14.05
Crown	3	0.63
Daewoo	3	0.63
LG	137	28.72
Onida	79	16.56
Philips	52	10.90
Samsung	32	6.71
Sansui	6	1.26
Sharp	2	0.42
Sony	42	8.81
TCL	12	2.52
Toshiba	4	0.84
Videocon	26	5.45
<b>Grand Total</b>	<b>477</b>	<b>100.00</b>

**1.1. (e) Washing machines**

Among Washing machines, the dominant brands among the respondents were LG and Samsung accounting for 46.78 % and 16.96 % respectively. The moderate brands were IFB with a market share of 11.70

% and Godrej with a market share of 9.94 % and the other important brands were Whirlpool, Videocon, TVS and Sony had a very small market share.



**Table.1.1 (e): Brand preferences for Washing Machine**

Current brand	Washing Machine	Percent
Godrej	17	9.94
IFB	20	11.70
LG	80	46.78
Onida	2	1.17
Samsung	29	16.96
Sony	2	1.17
TVS	4	2.34
Videocon	4	2.34
Whirlpool	13	7.60
<b>Grand Total</b>	<b>171</b>	<b>100.00</b>

## 2. MULTIDIMENSIONAL SCALING

Multidimensional scaling was done in order to see how consumers perceive the consumption of various goods.

### 2.1 Multidimensional Scaling of High Income Group

Multidimensional scaling was done in order to see how consumers perceive brands for High income

group. The scatter plot shows a linear fit indicating a two dimensional figure is the best fit to the model. Accordingly the two dimensional figure shows that Refrigerator is unique as also Television. Consumers perceive Computer and Washing machine similar. Mobile and Air-conditioner are perceived as similar. TV had a high use possession.

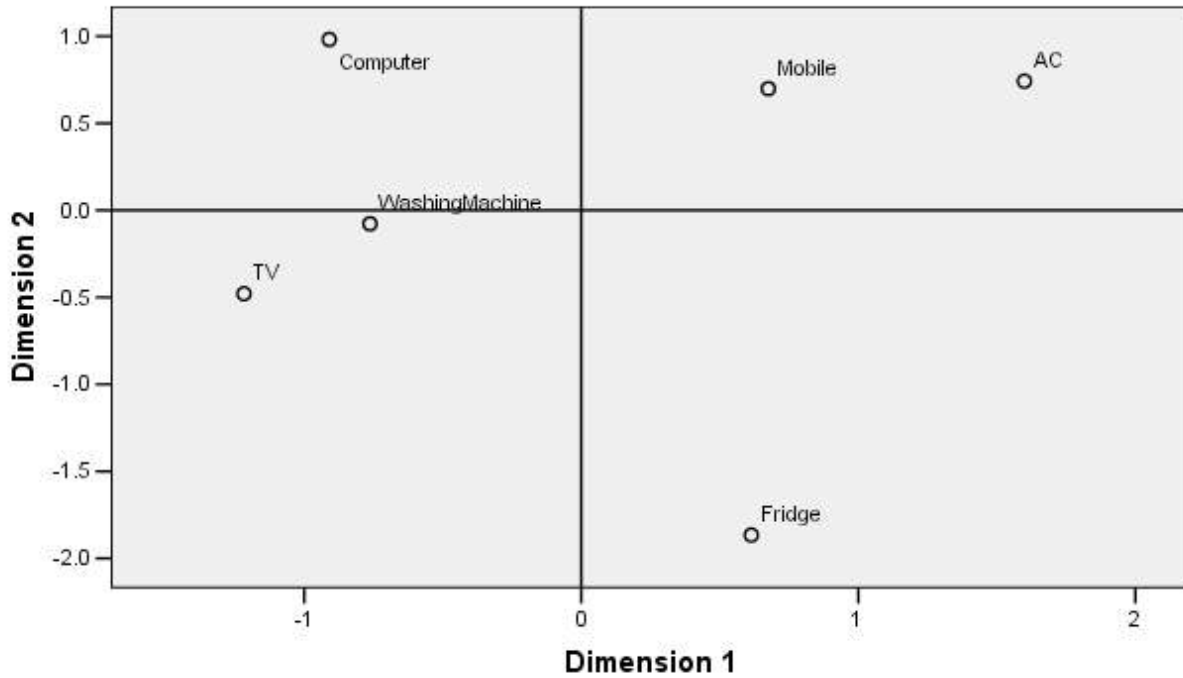
**Table.2.1: Multi Dimensional Scaling of High Income Group**

Stimulus Number	Stimulus Name	Dimension	
		1	2
1	TV	-1.2171	-0.4794
2	Fridge refrigerator	0.614	-1.8657
3	Mobile	0.6753	0.6987
4	Computer	-0.9094	0.9815
5	Washing Machine	-0.7625	-0.0773
6	AC	1.5995	0.7421



### Derived Stimulus Configuration

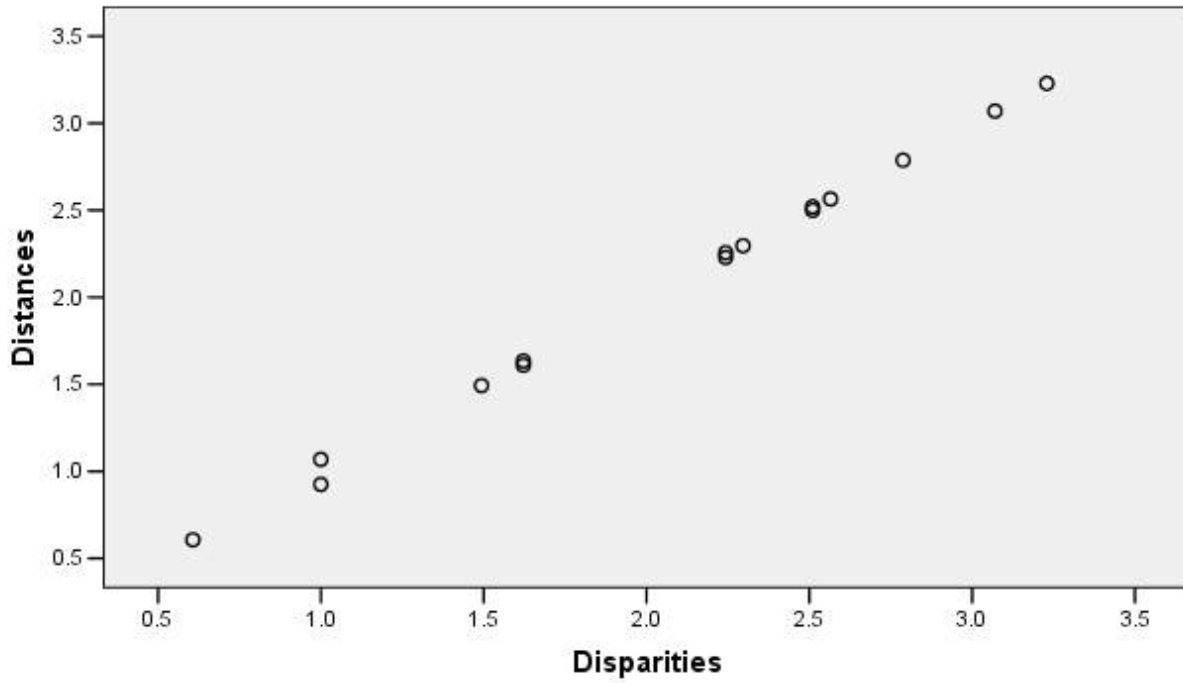
#### Euclidean distance model





### Scatterplot of Linear Fit

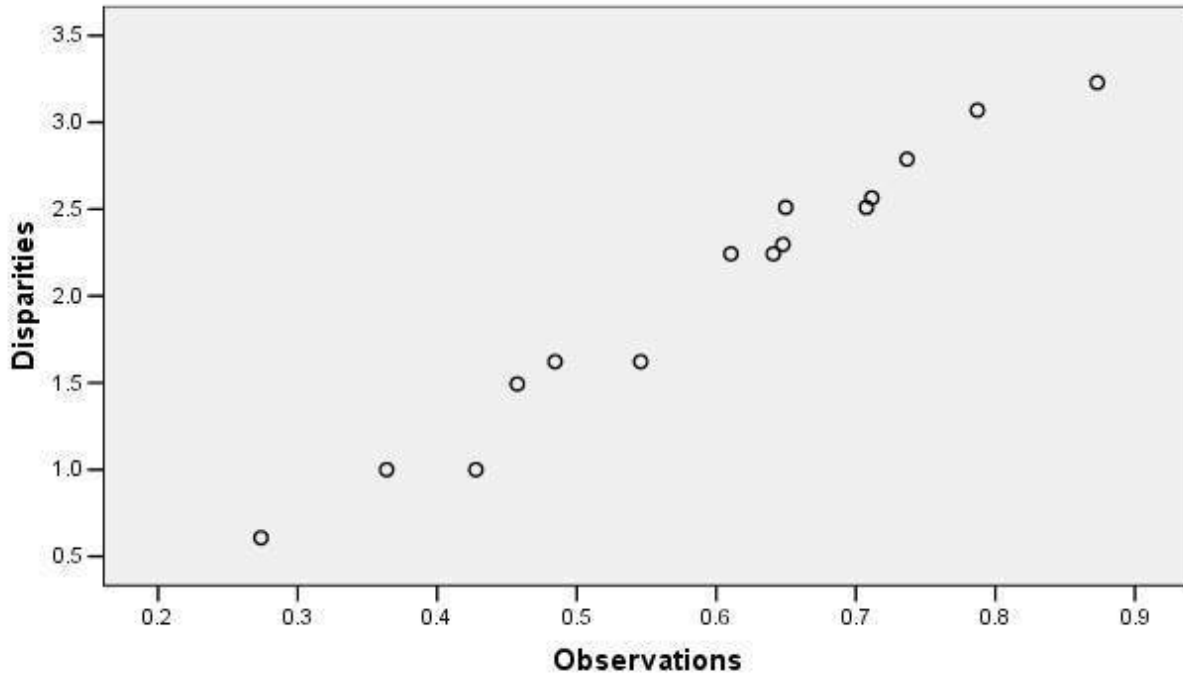
### Euclidean distance model





**Transformation Scatterplot**

**Euclidean distance model**



**2.2 Multi Dimensional Scaling of Medium Income Group**

Multidimensional scaling was done in order to see how consumers perceive brands for Medium income group. The scatter plot shows a linear fit indicating a two dimensional figure is the best fit to the

model. Accordingly the two dimensional figure shows that Computer is unique as also Television. Consumers perceive Refrigerator, Mobile and Washing machine perceived as similar. Washing machine, fridge and mobiles had a higher weightage as against to TV.

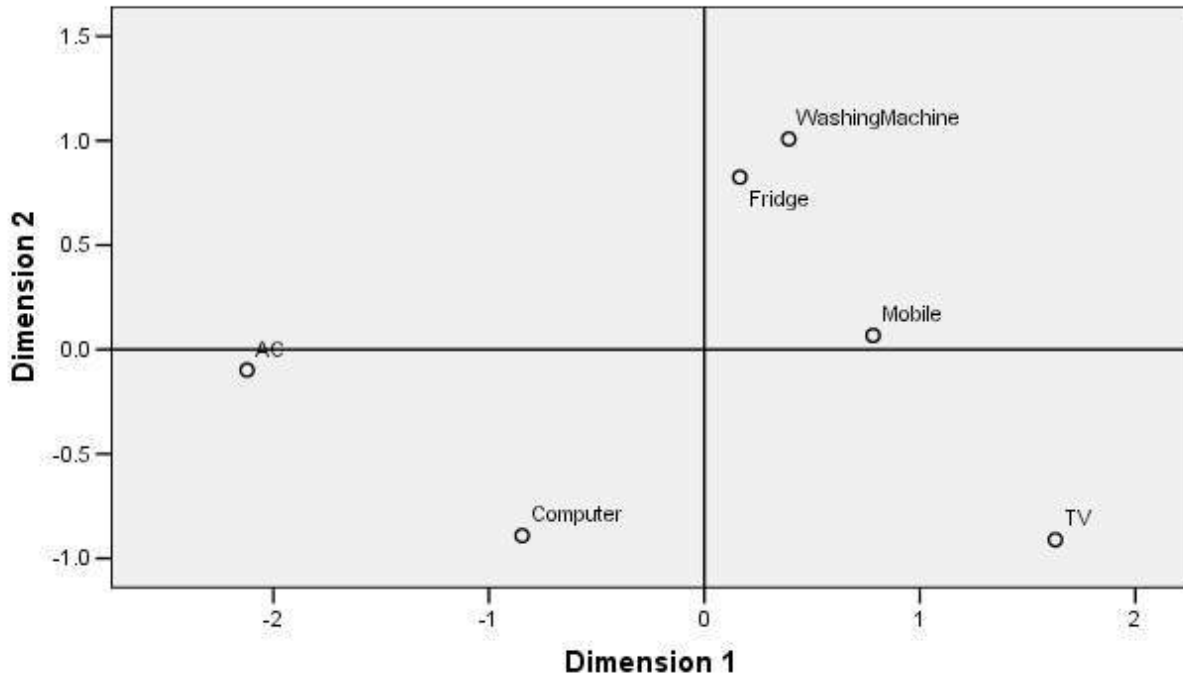
**Table.2.2.Multi Dimensional Scaling of Medium Income Group**

Stimulus Number	Dimension		
	Stimulus Name	1	2
1	TV	1.6287	-0.9109
2	Fridge/ refrigerator	0.1645	0.8247
3	Mobile	0.7828	0.0671
4	Computer	-0.8457	-0.891
5	Washing Machine	0.3919	1.0082
6	AC	-2.1223	-0.0982



### Derived Stimulus Configuration

#### Euclidean distance model

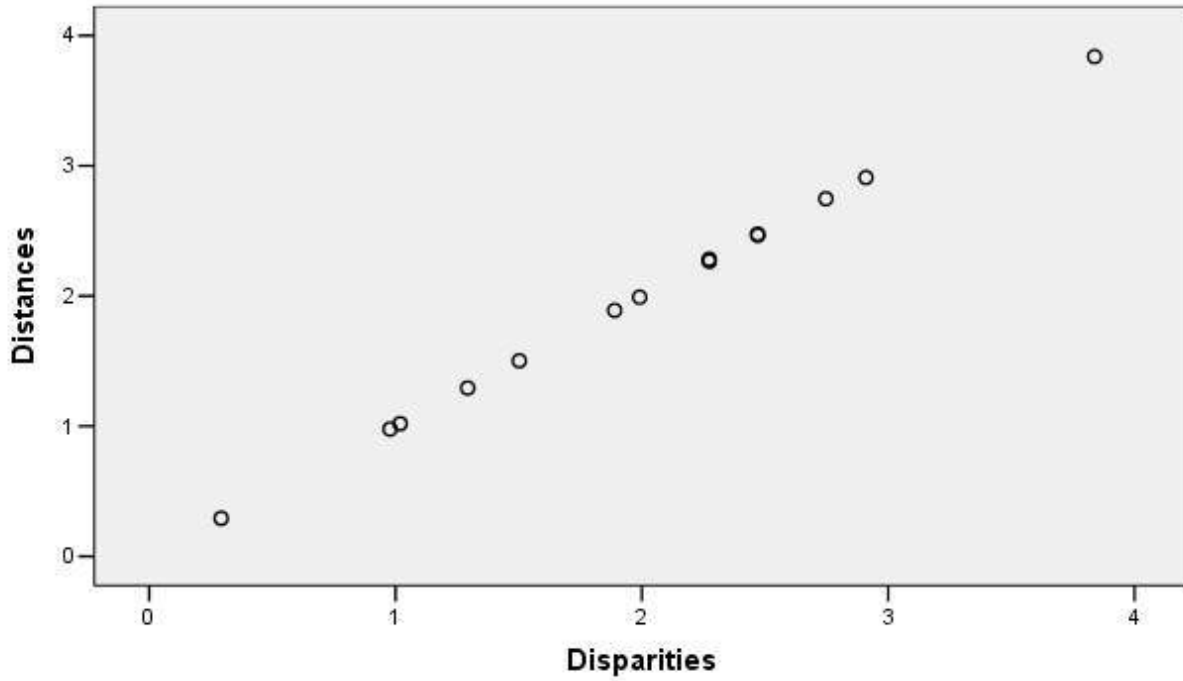






### Scatterplot of Linear Fit

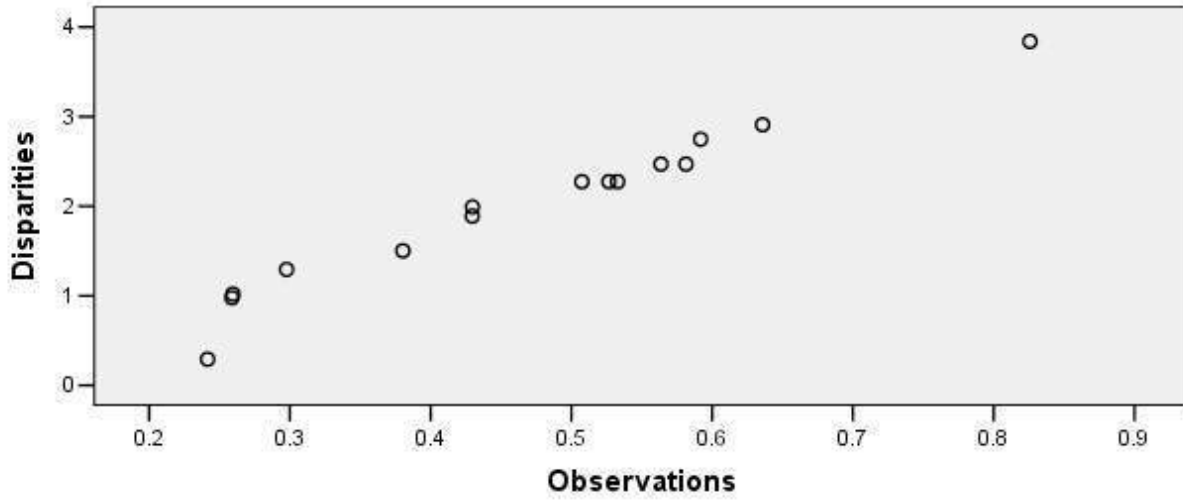
### Euclidean distance model





### Transformation Scatterplot

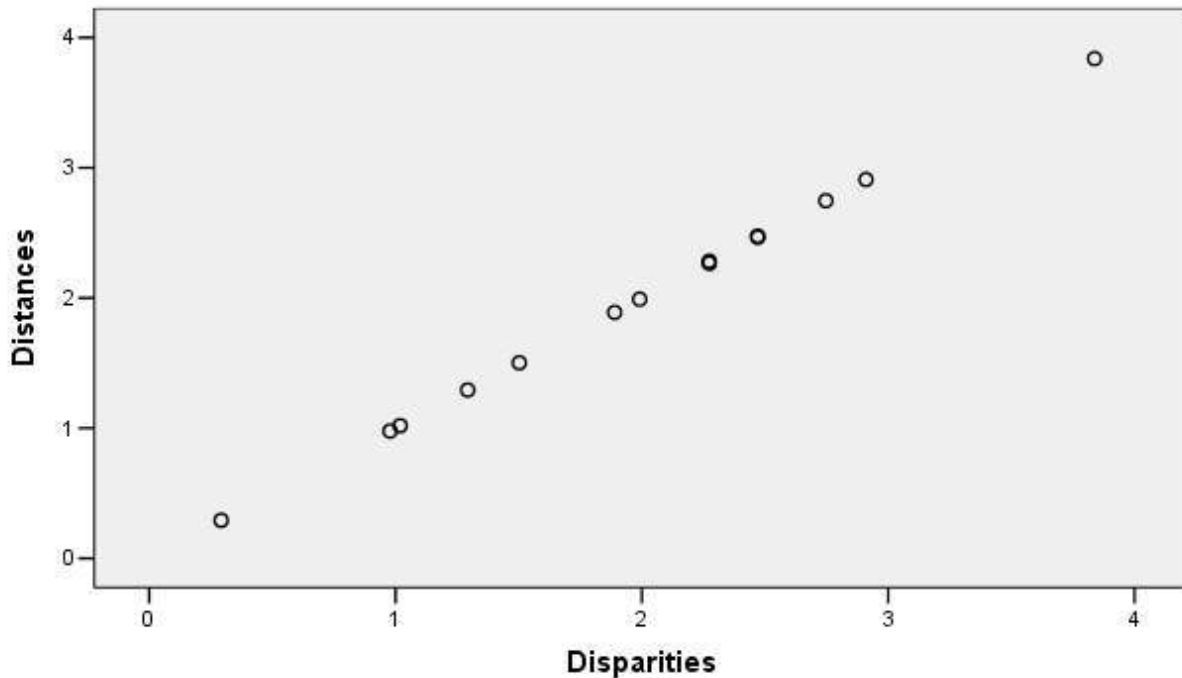
#### Euclidean distance model





**Scatterplot of Linear Fit**

**Euclidean distance model**



**2.3 Multi Dimensional Scaling of Low Income Group**

Multidimensional scaling was done in order to see how consumers perceive brands for Low income group. The scatter plot shows a linear fit indicating a two dimensional figure is the best fit to the model.

Accordingly the two dimensional figure shows that Television, Refrigerator is unique as also Air-conditioner. Consumers perceive Computer, Mobile and Washing machine as similar. But TV was unique and possessed by all.

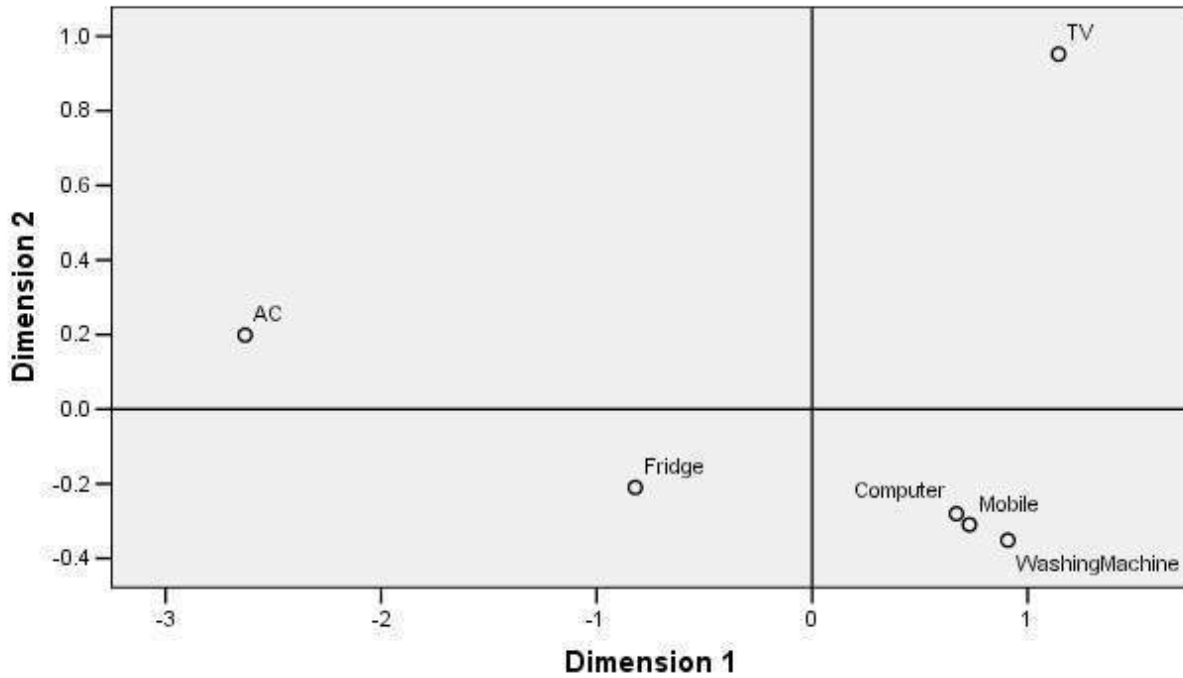
**Table.2.3:Multi-dimensional scaling of low income group**

Stimulus Number	Dimension		
	Stimulus Name	1	2
1	TV	1.1438	0.952
2	Fridge/refrigerator	-0.8207	-0.2097
3	Mobile	0.7297	-0.3097
4	Computer	0.6697	-2802
5	Washing Machine	0.9087	-0.3513
6	AC	-2.6313	0.1988



### Derived Stimulus Configuration

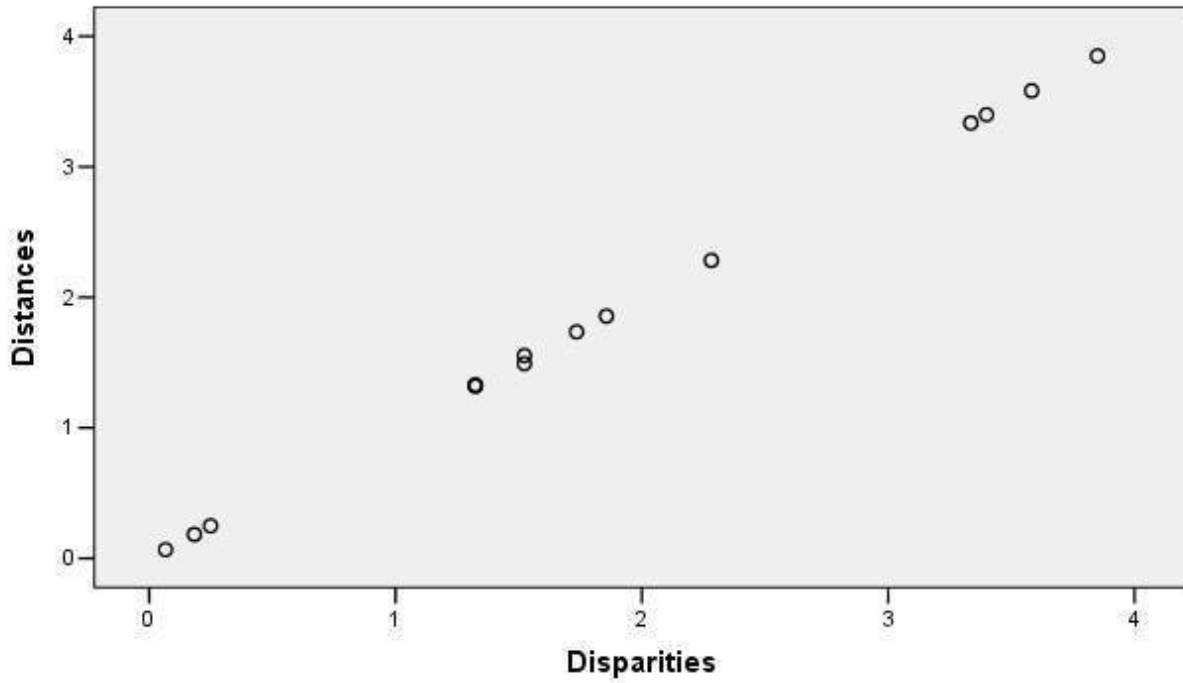
#### Euclidean distance model





### Scatterplot of Linear Fit

### Euclidean distance model

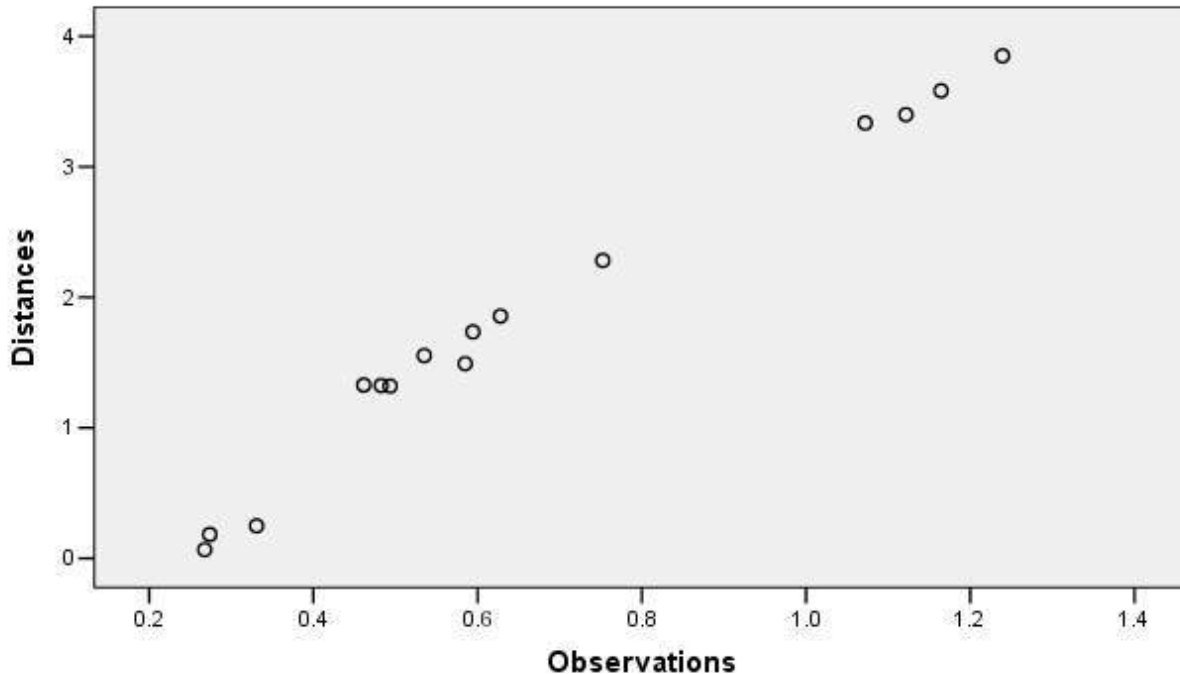






## Scatterplot of Nonlinear Fit

### Euclidean distance model



## MAJOR FINDINGS AND CONCLUSIONS

The Positioning strategies of the brands determine the rules and strategic steps of competition in the market. Any brand that has strong and favorable position in the minds of its consumers has the chance of achieving consumer loyalty and sustainability. As tool of positioning analysis, perceptual mapping technique is widely used in brand marketing. In this study Multidimensional Scaling is used in order to identify the dimensions that the consumers use to evaluate the products and brands in according to and the number of these dimensions besides the positions of each brand according to these dimensions and the ideal position.

The average amounts spend on selected consumer durables like television, computer, refrigerator, computer washing machines and air cooler. From the analysis among different brands such as blue star brand is AC found highest preference followed by refrigerator from godrej, computer from HP, TV from LG and Washing Machine from LG.

Major Brand is ruling in the market is LG followed by Godrej, HP and Blue star. The summary of Multidimensional Scaling for the different income groups are as follows are for High income group, the scatter plot shows a linear fit indicating a two-dimensional figure is the best fit to the model. Accordingly, the two-dimensional figure shows that Refrigerator is unique as also Television. Consumers perceive Computer and Washing machine similar. Mobile and Air-conditioner are perceived as similar.

For Medium income group, the scatter plot shows a linear fit indicating a two-dimensional figure is the best fit to the model. Accordingly, the two-dimensional figure shows that Computer is unique as also Television. Consumers perceive Refrigerator, Mobile and Washing machine perceived as similar. For Low income group, the scatter plot shows a linear fit indicating a two-dimensional figure is the best fit to the model. Accordingly, the two-dimensional figure shows that Television, Refrigerator is unique as also Air-conditioner. Consumers perceive Computer, Mobile and Washing machine as similar.



## REFERENCES

1. Amitha, K. (1998). *A Study of Household Consumption Pattern of Selected Dairy Products in Bangalore City*. M.Sc. Thesis (Unpublished), UAS, Bangalore.
2. Anderson, J.L. and Bettencourt, S.U., *A Conjoint Approach to Model Product Preferences: The New England Market for Fresh and Frozen Salmon. Working paper on public policies and food system preferences*, WP N., 32, 18.
3. Atkin Charles K. (1978) "Observation of Parent-child Interaction in Supermarket Decision - Making", *Journal of Marketing*, 42(4),41-45.
4. Boulding, William and Purohit, Devavarat (1996). *The Price of safety*. *Journal of Consumer Research*, 23(1), 12-25.
5. Cotte, J. and Wood, S. L. (2004) "Families and Innovative Consumer Behaviour: A Triadic Analysis of Sibling and Parental Influence", *Journal of Consumer Research*, 31(1), 78-86.
6. Grunewald, O., Foulds D.J. and McNulty, M.S (1993). *Evidence on Agglomeration in Quality space- Revisited*. *Journal of Industrial Economics*, 61(2), 1-10.
7. Gulshan, S.S. (1994). *Consumer Protection and Satisfaction, Legal and Managerial Dimensions*. Wiley Eastern Limited, 18-27.
8. Liebeck, L. (1998), "The customer connection: children under 13", *Discount Store News*, No.26 October.
9. North, E. J. and Kotze, T. (2001) "Parents and television advertisement as Consumer Socialisation Agents for Adolescents: An Exploratory Study", *Journal of Family Ecology and Consumer Science*, Vol. 29, No. ISSN 0378- 5254, pp. 91-98.
10. Ramana Rao, P.V. (1997) "Rural market problems and prospective", *Indian Journal of Marketing*, Vol. 27, pp. 17-19.
11. Sehwawet, M. and Kundu, S. C. (2007) "Buying behaviour of rural and urban consumers in India: the impact of packaging", *International Journal of Consumer Studies*, Vol. 31, No. ISSN 1470-6423, pp. 630-638.



# A STUDY ON ENCOUNTERS FACED BY SCHOOL TEACHERS UNDER VIDYAGAMA SCHEME DURING COVID -19

**Ramesh M**

Teacher,

Government Lower Primary School, Pura  
Malur Taluk, Kolar District, Karnataka.

## ABSTRACT

*During the academic year 2019-2020, till July regular or off-line classes didn't start due to COVID 19. In the COVID 19 pandemic, the education of the children stopped. For that reason, the Karnataka State Government under the Karnataka Education Department introduced the 'Vidyagama' scheme on 3<sup>rd</sup> August 2020 for Government and Aided School students. The Vidyagama scheme is a surgical strike against COVID 19 for school children for continuous learning. It is a pride scheme organised by the Karnataka Education Department. In this study, the researcher concluded that the Vidyagama scheme was an excellent scheme, the benefits of the scheme reached 49.34 lakh students. Although, due to the coronavirus positive to a few students and teachers, the Vidyagama scheme has been temporarily stopped.*

**KEY WORDS:** COVID 19, Vidyagama Programme, Teachers, etc.

## 1.1 INTRODUCTION

Corona Virus changed the future of children. In this pandemic situation, Karnataka Education Department introduced the Vidyagama Scheme. The government school teachers started going to the doorstep of the children and taking classes to develop the knowledge of the students. The total number of students in government schools and aided schools are 65.56 Lakhs.<sup>1</sup> Out of this approximately 49.34 Lakhs, students were gaining the benefits from the Vidyagama Scheme.<sup>2</sup>

The main concept of the 'Vidyagama' scheme, was taking Schools to the doorsteps of children in villages in the absence of off-line or physical classes.<sup>3</sup>

Objectives of the 'Vidyagama' Scheme:

1. The main aim of the 'Vidyagama' scheme is to keep the students in touch with education.
2. Issue the textbooks, practice book, and basic learning materials to children to their home for self-study.
3. Provide protein food and mid-day meals to students to their homes.
4. To control child labour, child marriage, etc.
5. To improve self-confidence among students.
6. For continuous learning.
7. To stop migration and avoid going for jobs.

Due to this Vidyagama Scheme approximately 4000 children shifted from private schools to government schools at Vijayapura District. Chandavaadi, HD Kote Taluk government school has been closed in the past 3 years because of no admission, but due to the Vidyagama Scheme introduced by the government 12 students joined that school. Out of that 12 students, 7 students were from private schools. In Sonahalli, HD Kote Taluk government school admission increased from 15 to 150. Out of 150 children 135 children from the private school.

## Reasons for shifting from private schools to government schools

1. The first reason is the financial burden on parents.
2. Due to COVID 19, many parents lost their jobs.

<sup>1</sup> Vijayavaani (Kannada Newspaper), 11<sup>th</sup> October 2020, Sunday, 1<sup>st</sup> Page.

<sup>2</sup> Vijayavaani (Kannada Newspaper), 10<sup>th</sup> October 2020, Saturday, 1<sup>st</sup> Page.

<sup>3</sup> <https://starofmysore.com/state-government-launches-vidyagama-scheme-for-school-students/>



3. Many parents incurred losses in their businesses.
4. Due to unemployment and loss in business, many families returned to natives (Villages).
5. Due to the unavailability of android mobile with the parents.
6. Due to inaccessible to the internet in villages.
7. The one more main reason in the government school teachers are teaching to the students at their doorstep.

**Table No.1**  
**Admission Shifted from Private Schools to Government Schools' Statistics**  
**are as follows: (Approximate)**

Districts	Number of Students shifted from Private Schools to Governments Schools
Shivamogga	1200
Chikkamangalore	1431
Dakshina Kannada	2160
Udapi	1028
Belagavi	3889
Davanagere	4-5 thousand
Rayachuru	1000
Ballari	1591
Koppala	1350
Mysore	150-200
Hasana	3000
Chamarajanagara	590
Mandya	2-4 % increase in admission
Kodagu	50
Vijayapura	4241
Bagalakote	1000
Gadaga	4000
Haaveri	Information not available
Darawada	9903
Ramanagara	10 % increase in admission
Tumakuru	10 % increase in admission
Kolar	5 - 10 % increase in admission
Bengaluru Rural	Information not available
Chikkaballapur	20 % increase in admission

Source: 11<sup>th</sup> September 2020, Friday, Vijayavaani (Kannada Newspaper), 1<sup>st</sup> Page.

The Vidyagama Scheme was successfully conducted by the government school teachers but due to coronavirus positive to the few teacher and children on 11<sup>th</sup> October 2020, the Vidyagama scheme was temporarily stopped by the government.

### 1.2 NEED OF THE STUDY

Due to Coronavirus, the students are not able to attend the regular classes. The main aim of the vidyagama scheme to engage the students constantly in learning at this pandemic situation and make them learn as much as possible until the regular classes start. Under the vidyagama scheme, Teachers have assembled all the students in one place and make them wear a mask, and maintaining the social distancing. After that, they were taking the classes and clarifying the doubts of the students in this COVID 19 pandemic situation. Since the

introduction of the Vidyagama scheme the admission in government school is also increasing. At this junction, it is very important to study the encounters faced by the school teachers while assembling and taking the classes to the students.

### 1.3 OBJECTIVES OF THE STUDY

1. To present the overview of the VIDYAGMA SCHEME during COVID 19.
2. To present the benefits of the VIDYAGMA SCHEME to the students during COVID 19.
3. To present the statistics of the number of students shifted from private schools to government schools due to VIDYAGMA SCHEME during COVID 19.
4. To analyse the encounters faced by teachers under the VIDYAGMA SCHEME during COVID 19.



### 1.4 SCOPE OF THE STUDY

The area selected for the study encounters faced by teachers under the VIDYAGMA SCHEME during COVID 19 is Kolar District only. Kolar district includes 6 taluks like Kolar, Malur, Srinivasapur, Bangarpet, Kolar Gold Field, and Mulabagal. The researcher collected primary data from Government and Aided School teachers only.

### 1.5 RESEARCH METHODOLOGY

Descriptive research is used for this study. The researcher analyses the encounters faced by teachers under the VIDYAGMA SCHEME during COVID 19.

### 1.6 SOURCES OF DATA

#### 1.6.1 Primary Data

Primary data collected by the researcher through a structured interview schedule and questionnaire from the government and aided school teachers for the study.

#### 1.6.2 Secondary Data

Secondary data collected by the researcher from the websites and newspapers for the study.

#### 1.6.3 Sample Size

The size of the sample consists of 100 teachers from the government and aided school teachers from the Kolar District only.

#### 1.6.4 Method of Sampling

Primary data has collected by using a random sampling method from the government and aided school teachers.

### 1.7 ANALYSIS AND INTERPRETATION

The researcher analysed and interpreted the data relating to the encounters faced by teachers of government and aided schools under the VIDYAGMA SCHEME during COVID 19 at Kolar District.

**Table No.2**  
**Showing the Gender Classification**

Gender	Number of Teachers	Percentage
Male	59	59 %
Female	41	41 %
Total	100	100 %

Source: Primary Data

Table No.2 shows that 59% of the respondents are male teachers and 41% of the respondent are female teachers.

**Table No.3**  
**Showing the Age of the Teachers**

Age of the Teachers	Number of Teachers	Percentage
20-30 Years	03	03 %
31-40 Years	28	28 %
41-50 Years	52	52 %
51-60 Years	17	17 %
Total	100	100 %

Source: Primary Data

Table No.3 shows that 52%, 28%, 17%, and 3% of teachers age lie between 41-50 years, 31-40 years, 51-60 years, and 20-30 years respectively.

**Table No.4**  
**Showing Whether Teachers Felt Happy to Take Classes Under the Vidyagama Scheme During COVID 19**

Whether Teachers Felt Happy to Take Classes Under the Vidyagama Scheme	Number of Teachers	Percentage
Yes	97	97 %
No	03	03 %
Total	100	100 %

Source: Primary Data





Table No.4 shows that 97% of the teachers felt happy to take classes under the vidyagama scheme and only 3% of the teachers didn't feel happy to take classes

under the vidyagama scheme due to afraid of getting coronavirus.

**Table No.5**  
**Showing the Parents Reaction When Teachers Approached to Send their Wards to Classes Under the Vidyagama Scheme During COVID 19**

Parents Reaction When Teachers Approached to Send their wards to Classes	Number of Parents	Percentage
Feeling Happy	77	77 %
Getting Angry	00	00 %
Afraid to get Corona Virus to their Children	33	33 %
Total	100	100 %

Source: Primary Data

Table No.5 shows that 77% of the parents felt happy and 33% of the parents afraid to send their children to

classes under the vidyagama scheme because coronavirus may get their children.

**Table No.6**  
**Showing Whether Teachers Faced Problems While Assembling the Students at One Place to Take the Classes Under the Vidyagama Scheme During COVID 19**

Problem Faced by Teachers while Assembling the Students	Number of Teachers	Percentage
Yes	91	91 %
No	09	09 %
Total	100	100 %

Source: Primary Data

Table No.6 shows that 91% of the teachers faced problems while assembling the students at one place to take classes and only 9% of the teachers didn't

face problems while assembling the students at one place to take classes under the vidyagama scheme.

**Table No.7**  
**Showing the People Helped the Teachers to Take the Classes Under the Vidyagama Scheme During COVID 19**

People Helped the Teachers to Take the Classes	Type of People	Percentage
Parents	23	23 %
Local Authority	18	18 %
Senior Citizen	01	01 %
Teachers	22	22 %
Students	36	36 %
Total	100	100 %

Source: Primary Data

Table No.7 shows that 36%, 23%, 22%, and 18% of students, parents, teachers, and local authority respectively helped the teacher to take the classes to

the students under the vidyagama scheme during COVID 19 pandemic situation.



**Table No.8**  
**Showing the Place of Taking Classes to the Children Under the Vidyagama Scheme by Teachers During COVID 19**

Place of Taking Classes	Number of Places	Percentage
In School	00	00 %
Under a Tree	28	28 %
At Students House	14	14 %
At Field	04	04 %
Temple	79	79 %
Mosque	04	04 %
Church	01	01 %

Source: Primary Data

Table No.8 shows that 79%, 28%,14%, 4%, 4%, and 1% of the teachers were taking the classes to the students under the vidyagama scheme in the temple, under a tree, at student’s house, at the field, in the mosque, and church respectively.

**Table No.9**  
**Showing the Availability of Water While Taking the Classes Under the Vidyagama Scheme During COVID 19**

Availability of the Water Facility	Number of Teachers	Percentage
Yes	51	51 %
No	49	49 %
Total	100	100 %

Source: Primary Data

Table No.9 shows that 51% of the teachers informed that the water facility was there while taking the classes under the vidyagama scheme during COVID 19 and 49% of the teachers informed that the water facility was not there while taking the classes under the vidyagama scheme during COVID 19.

**Table No.10**  
**Showing the Availability of Restroom Facility in the Vicinity While Taking the Classes Under the Vidyagama Scheme During COVID 19**

Availability of Restroom Facility	Number of Teachers	Percentage
Yes	18	18 %
No	82	82 %
Total	100	100 %

Source: Primary Data

Table No.10 shows that 82% of the teachers informed that the restroom facility was not there while taking the classes under the vidyagama scheme during COVID 19 and only 18% of the teachers informed that the restroom facility was there while taking the classes under the vidyagama scheme during COVID 19.

**Table No.11**  
**Showing Whether All the Students Were Attending the Classes Regularly Under the Vidyagama Scheme During COVID 19**

Whether Students Were Attending the Classes Regularly	Number of Teachers	Percentage
Yes	68	68 %
No	32	32 %
Total	100	100 %

Source: Primary Data



Table No.11 shows that 68% of the teachers informed that all the students were attending the classes under the vidyagama scheme during COVID

19 and only 32% of the teachers informed that all the students were not attending the classes under the vidyagama scheme during COVID 19.

**Table No.12**

**Showing the Reasons for Not Attending the Classes Under the Vidyagama Scheme During COVID 19**

Reasons for Not Attending the Classes	Number of Teachers	Percentage
Afraid to Get Coronavirus	86	86 %
Going to Work	08	08 %
Due to Illness	06	06 %
Total	100	100 %

Source: Primary Data

Table No.12 shows that 86% of the teachers informed that the parents/students were afraid to get coronavirus if they attend the classes under the vidyagama scheme during COVID 19. 8% and 6% of the students were not attending the classes under the

vidyagama scheme during COVID 19 because they were going to work and due to illness respectively.

**Table No.13**

**Showing the Precautions Taken by Teachers and Students While Taking and Attending the Classes Under the Vidyagama Scheme During COVID 19**

Precautions Taken by Teachers and Students	Number of Respondents		Percentage	
	Teachers	Students	Teachers	Students
Using Mask	00	00	00 %	00 %
Using Sanitizer Regularly	00	00	00 %	00 %
Maintaining Social Distancing	00	00	00 %	00 %
All of the Above	100	100	100 %	100 %

Source: Primary Data

Table No.13 shows that all the teachers and students were using the mask properly, using sanitizer regularly, and maintaining social distancing

while taking and attending the classes under the vidyagama scheme during COVID 19.

**Table No.14**

**Showing the Which Students Attended the Classes Under the Vidyagama Scheme During COVID 19**

Type of Students	Number of Teachers	Percentage
Only Government School Students	60	60 %
Other School Students	40	40 %
Total	100	100 %

Source: Primary Data

Table No.14 shows 60% of the teachers informed that only government school students were attending the classes under the vidyagama scheme during COVID 19 and 40% of the teachers informed that other school students were also attending the

classes under the vidyagama scheme during COVID 19.

**Table No.15**

**Showing the Willingness of the Teachers to Take the Classes in Future Also Under the Vidyagama Scheme During COVID 19**

Type of Students	Number of Teachers	Percentage
Yes	78	78 %
No	22	22 %
Total	100	100 %

Source: Primary Data



Table No.15 shows 78% of the teachers are willing to take classes in the future also under the vidyagama scheme during COVID 19 and 40% of the teachers are not willing to take classes in the future also under the vidyagama scheme during COVID 19 because of fear to get coronavirus.

### 1.8 FINDINGS OF THE STUDY

1. 59% of the respondents are male teachers and 41% of the respondent are female teachers.
2. 97% of the teachers felt happy to take classes under the vidyagama scheme during COVID 19.
3. 77% of the parents felt happy to send their children to classes under the vidyagama scheme during COVID 19.
4. 91% of the teachers faced problems while assembling the students at one place to take classes under the vidyagama scheme during COVID 19.
5. 36% and 23% of the students and parents respectively helped the teacher to take the classes to the students under the vidyagama scheme during COVID 19 pandemic situation.
6. 79% of the teachers were taking the classes to the students under the vidyagama scheme in temples.
7. 51% of the teachers informed that the water facility was there while taking the classes under the vidyagama scheme during COVID 19.
8. 82% of the teachers informed that the restroom facility was not there while taking the classes under the vidyagama scheme during COVID 19.
9. 68% of the teachers informed that all the students were attending the classes under the vidyagama scheme during COVID 19.
10. 86% of the teachers informed that the parents/students were afraid to get coronavirus if they attend the classes under the vidyagama scheme during COVID 19.
11. All the teachers and students were using the mask properly, using sanitizer regularly, and maintaining social distancing while taking and attending the classes under the vidyagama scheme during COVID 19.
12. 60% of the teachers informed that only government school students were attending the classes under the vidyagama scheme during COVID 19.
13. 78% of the teachers are willing to take classes in the future also under the vidyagama scheme during COVID 19.

### 1.9 CONCLUSIONS

The Vidyagama scheme introduced by the Government of Karnataka reached the majority of the students at their door step. Teachers helped the students to learn continuously in this pandemic situation also. Admission in government schools was also increased due to the implementation of the

vidyagama scheme. No doubt it was one of the excellent schemes implemented by the Government for students. But such an excellent scheme temporarily stopped because at Timmapur, Ramdurg Taluk, 25 children and 6 teachers tested and got positive for Novel Coronavirus. So, the people of Timmapur stopped the teachers from entering the village.<sup>4</sup> At Ramdurg and Belagavi districts also students were tested positive for the coronavirus. People of Ramadurg and Belagavi districts also restricted the teachers to enter the village and blamed the teachers and government also for exposing their children to the coronavirus.<sup>5</sup> At the end of the study, the researcher concluded that the vidyagama programme should not stop permanently, because it is a scheme for the students to learn continuously.

### BIBLIOGRAPHY

1. Vijayavaani (Kannada Newspaper), 11<sup>th</sup> October 2020, Sunday, 1<sup>st</sup> Page.
2. Vijayavaani (Kannada Newspaper), 10<sup>th</sup> October 2020, Saturday, 1<sup>st</sup> Page.
3. <https://starofmysore.com/state-government-launches-vidyagama-scheme-for-school-students/>
4. <https://www.newindianexpress.com/states/karnataka/2020/oct/10/vidyagama-programme-behind-covid-spread-parents-2208313.html#:~:text=The%20state%20government%20launched%20Vidyagama,spaces%20with%20physical%20distancing%20maintained.>
5. <https://collegedunia.com/news/karnataka-state-govt-discontinues-vidyagama-scheme-amid-fear-of-covid-19-spread-alertid-27111>

4

<https://www.newindianexpress.com/states/karnataka/2020/oct/10/vidyagama-programme-behind-covid-spread-parents-2208313.html#:~:text=The%20state%20government%20launched%20Vidyagama,spaces%20with%20physical%20distancing%20maintained.>

5 <https://collegedunia.com/news/karnataka-state-govt-discontinues-vidyagama-scheme-amid-fear-of-covid-19-spread-alertid-27111>



# THE PROBLEM OF LANGUAGE IN RELATION TO MIND AND THOUGHT: A PHILOSOPHICAL VIEW

Vijay Vishal<sup>1</sup>

<sup>1</sup> Student,

Indira Gandhi National Open University,  
New Delhi

## ABSTRACT

*Language is the primary mode of communication, if not the only way. Many linguists have tried to understand language and the complex nature of human cognitive abilities. This paper deals with the relation of mind and thought with language and the problem associated with it. The discussion has been kept open ended as the area of discussion is very broad and the ever changing nature of language and its connection with human mind to comprehend the abstract entities in a meaningful notion or ideas. Chomsky also believes that what differentiates human from animals or other primates is the distinctive feature of creating a well established language by putting sense while articulating and then able to comprehend from that articulation. Humboldt says that it is the language that controls the operation of mind. It can be argued, at last, that language is inherent and language is necessary for true thinking as well as for the communication of thought.*

**KEYWORDS:** Language, Language thought, Cognition, Phenomenology, Psycholinguistics, Innateness, Language determinism, Consciousness.

## 1. INTRODUCTION

‘Language is one of the main means... to express our thought’; this is the most common way in which we can define a language in relation to mind. Many linguists have defined the language in their own way and made attempts to understand the complexities of human cognitive abilities and especially the acquisition and use of language which are as old and as continuous as history itself. As Saussure defines thought as a swirling cloud, with no intrinsically determinate shape and no advance established ideas. He further goes on to say that before linguistic structure was introduced, there was nothing distinct about the expression.

Further taking the notion of this expression of mind and thought about localization of linguistic ability in the human brain through the theory of localization proposed by Mr. Joseph Gall which is different human cognitive abilities behaviors are localized in specific part of the brain and he proves that language is located in the frontal lobe. Also, it is known that the brain is the physical locus on the mind and mind emerges from the brain at work. This refers to that person from different stream like philosopher, linguists and scientist has their different views about the relation of brain or mind with

the language. There is a big debate; about the history of origin of language, about the relation of language with human brain (or the relation of the sound produced while speaking) with thought, and also about the problems with these relations; by some of the philosophers like Humboldt, Locke, Condillac, Horne Tooke, Saussure and others as well.

There are many contemporaries also who are working on the idea of relation of mind and thought with language and its problem.

## 2. LANGUAGE AND THOUGHT

Language is a psychological and cognitive property of humans, i.e. if there are some set of neurons in a human head firing madly away that allows humans to write certain things, and there are some other set of neurons which makes coherent ideas and thoughts by translating abstract symbols or sounds. So, the cognitive science is an umbrella term for a group of disciplines that aim for the same goal which is describing and explaining human beings’ ability to think. Noam Chomsky says about language and mind relation that “When we study human language, we are approaching what some might call the “human essence,” the distinctive qualities of mind that are, so





far as we know, unique to man.”(Chomsky,1968). Here, what Chomsky tries to say that humans have a distinctive feature of creating a well established language, just because humans have a distinctive qualities in their mind, which differentiates humans from animals resulting in bringing sense while speaking something and then able to comprehend that speech.

It can be said that language is the formative organ of thought. Intellectual activity which is entirely mental, entirely internal, and to some extent passing without trace comes through sounds, externalized in speech, and perceptible to the senses. Thought and language are therefore one and inseparable from each other. Lafont(1990) brings the debate that it is necessary for intellectual activity to be intrinsically bound to enter in to a union with the verbal sound; otherwise neither it is possible to achieve clarity of thought, nor does the idea takes the shape of concept.

Talking about Saussure’s view on language and thought, he said “the sounds, which lie outside this fabulous world of thought, in themselves constitute entities establish in advance. The substance of sound is no more fixed or rigid than that of thought. It does not offer a readymade mould, with shapes that thought must be inevitably conform to. It is a malleable material which can be fashioned in to separate parts in order to supply the signals which thought has need of. So it can envisage the linguistic phenomenon in its entirety, the language, i.e. as a series of adjoining subdivisions simultaneously imprinted both on the plane of vague, amorphous thought, and on the equally featureless plane of sound”.(Saussure,1966). Just as it is impossible to cut the paper without cutting the other side at the same time, likewise it is impossible to isolate sound from thought or thought from sound. In Saussure’s *Course de Linguistique generale*, it is mentioned that ‘Linguistics, then operates along this margin, where sound and thought meet. The contact between them gives rise to a form, not a substance’.

Here the impossibility of cutting a sheet of paper without simultaneously cutting recto and verso symbolizes for Saussure the intrinsic inseparability of the phonetic and conceptual facets of language. What Saussure says about the nature of language from one point of view may be regarded as a resurrection or modern restatement of the primitive Greek concepts of the logos, whose structure is called as langue.

Comparing this to Humboldt’s theory of language which is found on an opposition between what he identifies in the first extract as the two constitutive principles of language i.e. first is inner linguistic sense and other is sound. With regard to this, he argues that language is an activity not a product; it is

the ever repeated mental labor of making the articulated sound capable of expressing thought. Language propels in the act of its real production, this proposition was stated by Humboldt in his work *Verschiedenheit*. Humboldt also stated that the sound form of a language is based on “what has been handed down already, the mental activity which as earlier explained, produces the expression of thought, is always directed at once upon something given, it is not a purely creative, but a reshaping activity” (Humboldt, 2016).

Therefore, it can be said that Humboldt might have meant that ‘language is always encountered as *ergot*, a product already in place’. Humboldt’s take on language is also in the form that language is a creative act when he says “Words well up freely from the breast, without necessity or intent, and there may well have been no wandering horde in any desert that did not already have its own songs. For man, as a species, is a singing creature, though the notes, in his case, are also coupled with thought.” (Humboldt, 2016).

In other words, language is originally something that comes from the inside. And the particular form of singing that comes from one nation, one race, will depend upon the mental characteristics of that one nation that is on their linguistic sense. Now it is clear that what a speaker says to this extent is determined from within, by his individual character, which itself can be reflected in the degree of his mental power. On the other hand what he says also determined from without, by the rules and patterns of the language which he speaks. Here again Humboldt has mentioned that Subjective activity fashions an object in thought. “For no class of presentations can be regarded as a purely receptive contemplation of a thing already present”(Harris, Talbot, Taylor,1997). But language is indispensable for this. “For in that the mental striving breaks out through the lips in the language, the product of that striving return back to the speakers ear.(Humboldt,1999) Thus the presentation becomes transformed in to real objectivity, without being deprived of subjectivity on that account.(Putz, Verspoor,2000) Only language can do this; and without this transformation all true thinking is impossible.

Like Condillac, Humboldt argued that it is only because one has a language that he is able to control the operations of mind. Language enables self-consciousness and the articulation and analysis of the otherwise formless thought stream. So, it can be seen that Humboldt and Condillac both has quite similar views on Language and Thought or Mind. To compare their view, Condillac’s statement from his book *Grammaire* can be looked at: “If a thought is not linear in mind, it has a linear order in discourse, where it is analyzed in to as many parts as it includes component



ideas.”(Condillac,1803). By this means we may observe and even understand what we do while thinking; consequently we may learn to control our reflections. Thinking thus becomes an art, and it is the art of speaking.

Language is therefore more or less perfect relative to their adequacy for analysis. The more they facilitate analysis, the more they give assistance to the mind. “In effect, we judge and reason with words, just as we calculate with numerals; and languages are for ordinary people what algebra is for geometers.”(Harris, Talbot, Taylor, 1997).

These statements are very much reliable in terms of the importance of language in human’s life as one just cannot express themselves or express their thought without communicating with each other; and to communicate with people, one has to have a language. In the above statement Condillac has compared geometers and the ordinary people; because for geometers, the algebra is the only way to define their mathematical calculations; likewise the ordinary people also need some language to express their thought what they have in their mind, in their ordinary life because this is the only way in which they can define themselves. As with Locke’s ideas on language, an exposition of Condillac’s linguistic ideas must begin with an account of his ideas about the nature and components operations of the human mind.

“Although Locke is not clear on this point in the *Essai*, by his later work Condillac is explicit: all the faculties of the mind are derived from the faculty of sensation. For instance, what Condillac calls the faculty of attention is supposed to consist simply in focusing on one component of a complex sensation to the exclusion of others. The faculty of comparison is no more than that of attending to sensations at the same time. Memory is the comparison of present sensation with an absent one.”(Harris, Talbot, Taylor, 1997). So we see that different philosopher has different views about language and thought or we can say language and cognitive science.

Though, it is known that psychology is all about human behavior which relates with human mind, so that human mind can deal with language and thought in terms of psychology. In present day many psychologist are working on the idea of language and thought. The phenomenology will be a suitable term to combine the philosophy with psychology to deal with language and its problem. But in the field of language which relates to psychology, there is a separate branch called ‘psycholinguistics’. So, psycholinguistics is a recent branch of linguistics developed in nineteen sixties, in which there is an interrelationship between psychology and linguistic behavior. This field has different

explanation about different criteria of mind in relation to language, like perception process of objects; that how we perceive the things and how it results to speak. Zahevi and Gallagher explains about phenomenology as “The meaning of the presented profile [of an object] is dependent upon its relation to the absent profiles ...,and *no perceptual awareness of the object would be possible if* our awareness were restricted to the intuitively given. In other words: in order for a perception to be a perception-of-an-object, it *must be* permeated by a horizontal intentionality...” (Zahavi, Gallagher,2008), and he goes on to say that

“A perception cannot merely be a perception of what is now; rather, any perception of the present slice of an object includes a retention of the just-past slice and a pre-tension of what is about to occur.... Perceptual presence is *therefore* not punctual; it is a field in which now, not-now, and not-yet-now are given in a horizontal gestalt. *This is what is required* if perception of an enduring object is to be possible”.(Zahavi, Gallagher,2008). From this we can get an inference about perception but the other main area of psycholinguistics is ‘language acquisition’, which has been a topic of huge discussion in the history of language also. Language acquisition refers to a property of language which is **innateness**, introduced by Noam Chomsky. He has given the theory of universal grammar; this is the faculty of mind which determines the nature of language acquisition in the infant and of linguistic competence (knowledge). The properties that lie behind the competence of speakers of various languages are governed by restricted and unified elementary principles rooted in Universal Grammar.

With the help of discussion so far, it can be assumed that there is an inseparable relationship between language and mind or language and knowledge as well. We have already seen it from the philosophical and psychological point of views. Thus, language is necessary for true thinking as well as for the communication of thoughts. Without language, as Condillac, and to some extent also Locke, argued, the mind cannot bind individual sensory inputs into manipulable concepts and so it cannot truly know what is passive experiences. Nor it can analyze complex experiences in to comprehensible parts.

### 3. THE PROBLEM OF LANGUAGE WITH MIND

When we talk about mind or knowledge and its problem with language then the first thing which comes in mind is rationalism vs. empiricism. This is one of the other historically important clusters of topics in the philosophy of mind concerning what is in mind.



Rationalism and Empiricism is the views of nature of human knowledge. On a broader level, it can be assumed that empiricist holds the view that all of humans' knowledge derives from sensory, experiential, or empirical interaction with the world. On the contrary, rationalists hold the negation of this view, that there is some knowledge that does not derive from experience. Since at least our paradigm of knowledge; of our immediate environments, of common physical objects, of scientific kinds, seem obviously to be based on sense experience, empiricism has significant intuitive appeal. (Wilson, 2004).

The different views of the sources of knowledge held by rationalists and empiricist have been accompanied by correspondingly different views of the mind, and it is not hard to see why. If one is an empiricist and so holds, roughly, that there is nothing in mind that is not first in the senses, then there is a fairly literal sense in which ideas, found in the mind, are complexes that derive from impression in the senses. This in turn suggests that the processes that constitute cognition are themselves elaborations of those that constitute perception, that is, that cognition differs only in degree, not kind.

Here we see the problem of language acquisition, which was a topic of argument between the rationalists and the empiricists; and also it is continuing in the contemporary era and contemporary nativism is more often expressed as the view that certain implicit knowledge that we have or the principles that govern how the mind works, most notoriously, linguistic knowledge and principles are innate, and so it is not learned. And because the types of knowledge that one can have may be endlessly heterogeneous, rationalist tend to view the mind as a domain specific device, as one made up of systems whose governing principles are very different. Thus, it should be no surprise that the historical debate between rationalists and empiricists has been revisited in contemporary discussions of the Innateness of language, the modularity of mind connectionism. (Wilson, 2004). These are some recent problems which come under the domain of relation between language and mind.

A second dimension to the issue of the structure of the mind concerns the place of consciousness among phenomena. Consciousness is not a process...but a behavior that is controlled by the brain. The emergence of human consciousness is based upon the interface of three animal behaviors which are communication play, and the use of tools. These components do not distinguish humans directly from the primates (our close relatives) as they are also available in many species but a particular combination of these components brings the uniqueness in the humans. The

interaction of communication and plays gives rise to language (Kotchoubey, 2018). Consciousness is a situation of awareness in mind or brain. "The two main fundamental position regarding the mind brain problem are 'Dualism and monism'. Dualism is like mind and brain is separate and the monism is mind and brain are really one." (Gould, 2009).

As mentioned by Jay Gould, that there are two positions regarding the mind and brain problem; one is dualism and other is monism which can be defined in the following ways;

- i. Dualism: It is the proposed idea that mind and brain are separate, which formally known as Cartesian Dualism after it's originator. The human mind, which controls human behavior lacks physical substance and obeys no natural laws.
- ii. Monism: It is the proposed idea that mind and brain are one, today this unity position is generally accepted, but there are many who still believe that some aspects of the mind, for example consciousness, cannot be just a product of physical brain.

Here, we looked at the problem of mind and brain but we can also relate it with the problem of language; since only humans appear to have natural language abilities (as proposed to what is taught to apes and parrots), and thus verbal working memory, then only humans typically have verbal consciousness. This vastly expands our mental capabilities, such as, for pre evaluating problem solutions, humans have the capacity for silent self-narration; which can only be done through our mind and for which we need a language of course.

So, the problems coming to the mind and brain can relatively be the problem for the language also. Hence, it can be seen that humans have problems with language and mind, such as problem with language acquisition, relativism, realism and empiricism and so on. Also, the relationship of language and thought is very much visible when looked in the Sapir -Whorf hypothesis:

'Human beings do not live in the objective world alone, nor in the world of social activity as ordinarily understood, but are very much at the mercy of the particular language which has become the medium of expression for their society... We see and hear and otherwise experience very largely as we do because the language habits of our community predispose certain choices of interpretation' (Whorf, Lee.1971).

The above hypothesis called language determinism; defines that language we speak determines that how we perceive and think about the



world. The relativism refers to the relativity between the objects and their names and there is a long discussion on this notion of relativism by Sapir and others. So, the idea of language and mind relation is inseparable. There is a complementary relation between language and mind.

#### 4. CONCLUSION

Language is inherent; this is a fact, and also every human has their own language in their mind to define themselves and it can be said that all human beings are living under the shadow of supreme phenomena that is language. As discussed above, language is necessary for true thinking as well as for the communication of thought.

Saussure's comparison of language and thought with cutting of paper with a scissor can be taken as a fact that relationship of language and thought or mind is inseparable; but also, there are some problems regarding language and mind, on which there have already been lots of debate, discussions, and deliberation in past and still in contemporary time it is a topic of argument because language and thought cannot be properly defined in its true sense as it is ever changing and ever evolving in nature. (Robins, 1985)

From a long time the psychologists, philosophers, and linguists as well are trying to find a proper definition of this relationship between mind and thought, but at the same time there is problem in defining this relation in its true sense. Therefore, a conclusion that can be drawn from all these assumptions is that these discussions are not enough to prove the relationship between language and mind. So, leaving it open ended I would propose some further discussion on this relation and on its other relative topics as well such as:

- (a) Linguistic Relativity
- (b) Language acquisition process
- (c) Proving realism is a better idea of Language acquisition process

#### REFERENCES

1. Gould Jay. (2009) *Mind-Brain Problem*
2. Fromkin, V., Rodman, R., & Hyams, N. (2011). *An Introduction to language, 9e. Canada: Wadsworth Cengage Learning.*
3. Gould, J. *Mind-Brain Problem and Consciousness.*
4. Wilson, R. A. (2004). *Boundaries of the mind: The individual in the fragile sciences-Cognition. Cambridge University Press.*
5. Chomsky, N. (2006). *Language and mind. Cambridge University Press.*
6. De Saussure, F. (2011). *Course in general linguistics. Columbia University Press.*

7. Von Humboldt, W. (2016). *Über die Verschiedenheiten des menschlichen Sprachbaues. andersseitig. de.*
8. Condillac, É., & Dufart, F. (1803). *La grammaire. Chez Dufart, Imprimeur-Libraire.*
9. Locke, J. (1970). *An essay concerning human understanding, 1690. Scholar Press.*
10. Zahavi, D., & Gallagher, S. (2008). *Reply: A phenomenology with legs and brains. Abstracta, 4(3), 86-107.*
11. Robins, R. H. (1985). *Linguistics and Linguistic Evidence: The LAGB Silver Jubilee Lectures, 1984 (Vol. 25). Grevatt & Grevatt.*
12. Harris Roy and Taylor J. Taylor (1997) *Landmarks in Linguistic Thought I (2<sup>nd</sup> edition) Routledge.*
13. Zahavi Dan and Gallagher (2008) *The Phenomenological Mind: An Introductory to Philosophy and Mind and cognitive, Routledge.*



## SOGDIANS IN CHINA

**Mamasiddikov Anvarjon**  
Fergana Polytechnic Institute.  
Uzbekistan

### ABSTRACT

*The article studies the role of the Sogdians, the ancient sedentary and merchant people of Central Asia, in the development of the Great Silk Road and the integration of Chinese and world culture. The author pays attention to trade, cultural-artificial and military-political relations.*

**KEY WORDS:** *trade route, Iranian culture, religion, trade.*

### Согдийцы в Китае

Мамасиддииков Анваржон.  
Ферганский политехнический институт. Узбекистан

В статье изучена роль согдийцев, древнего оседлого и купеческого народа Центральной Азии, в развитии Великого шелкового пути и интеграции китайской и мировой культуры. Автор уделяет внимание на торговые, культурно-искусственные и военно-политические отношения.

Ключевые слова: торговый путь, иранская культура, религия, торговля.

Согдийцы стали посредниками в культурном обмене Китая с «Босы» (Персией), «Да-Цинь» (Римской империей) и «Даши» (Арабским халифатом). С «запуска» Великого шелкового пути этот обмен донес до Китая эротические танцы, западную музыку и цирковые представления, проповедь буддизма, манихейства и христианства.

Сеть торговых троп, размеченных верблюжьим пометом и скелетами людей и животных, известная как Великий шелковый путь, в начале нашей эры называлась «согдийскими торговыми путями». Караваны шли по этим тропам через «Луковые» (Памир) или «Небесные горы» (Тянь-Шань), по висячим перевалам подвесных мостов через Инд; «реку песка» (пустыню Гоби) и населенные злыми духами «барханы белого дракона» у озера Лобнор; сквозь бури, которые убивают человека, не закрывшего рот шерстяным платком, и верблюда, не зарывшего голову в песок.

Согдийские пути вели в Индию, Иран и Причерноморье, в них вливались товары «нефритового пути» Восточного Туркестана, сибирской «собольей дороги» и «янтарного пути»

Прибалтики. На несколько веков согдийский стал языком торговли от Ирана и Северной Индии до Крыма и Монголии.

Согдийцы продавали бронзовые зеркала, бумагу, лаковые изделия, фарфор, вьетнамский жемчуг, акулы шкуры, которые шли на ножны и рукоятки, слоновые и мамонтовые бивни, моржовые клыки, мускус из рогов кабарги и гланд тибетских оленей, перья зимородка и крылышки жуков-златок, считавшиеся украшением и любовным талисманом.

В Китай они везли латунь, драгоценные камни, коней, дрессированных зверей, белила и благовония, индийский сахар, называвшийся «каменным медом», пряности, камфору, меха, ткани из хлопка и негсгорающего асбеста.

Когда китайцы решили победить кочевников хунну (гуннов), занимавших степи к северу от Китая, согдийцы превратились в посредников между тогдашними главными экономиками и культурами мира.

Для хунну засушливый «Западный край» между рекой Или и нынешней провинцией Ганьсу был источником союзников, зерна и лошадей. Китай завоевал большую его часть,





и в 102 году до н.э. вторгся в Фергану (Давань), землю «небесных коней», которые позволили создать кавалерию, победившую гуннов.

«Западный край» стал первым получателем шелка в виде зарплаты военным и чиновникам и подарков «данникам». Местные князьки поняли, что выражение покорности «сыну неба» давало доступ к шелку в обмен на свои товары, которые китайцы считали данью своему императору.

Вскоре Китай разрешил официальную торговлю с западом — Парфией и Римской империей. В результате в Иране появилась прочнейшая сталь, которую китайцы насыщали углеродом, прокаливая металл, завернутый во фруктовые очистки. Именно из этой стали были сделаны наконечники стрел и латы парфянской конницы, которая разбила римлян при Каррах в 53 году до н.э. [1]

К концу первого века н.э. согдийцы основали фактории в Западном крае и Лояне, который был в то время китайской столицей. Китайцы удивлялись их облику («они имеют глубоко посаженные глаза, возвышенный нос и очень волосатые») и умению торговаться. «Едва их юношам исполняется двадцать лет, как их отправляют в чужие страны, и они добираются до Китая, — утверждал китайский летописец. — Где бы ни появилась выгода, всюду они поспевают».

Парфяне не пускали согдийцев дальше Мерва, и те проложили маршрут в Причерноморье через Каспий, Кавказ и Крым, используя флот на Амударье, которая тогда впадала в Каспий через ныне пересохший Узбой.

Хотя торговля шелком и предметами роскоши в те времена была сравнима по прибыльности с продажей наркотиков или оружия в наши дни, согдийцы не чурались менее прибыльных вещей — пшеницы, риса, скота, фруктов и овощей. Благодаря им в Китае появились жасмин, огурцы, люцерна и некоторые сорта винограда, включая «дамские пальчики». [2]

В начале третьего века династия Хань пала, после чего Китай прошел через четыре века раздробленности, войн и правления «северных варваров». Согдийцы оказываются свидетелями потрясений. «Император бежал из Лояна от голода, и его дворец и крепость были в огне», — писал согдийский купец в письме домой.

В 304 г. гунн Лю Юань провозглашает себя «императором» династии Восточная Хань. За ним последовала кровавая эпоха «шестнадцати царств пяти северных племен», но «политические бури внутри Китая почти не влияли на состояние международной торговли», — писали авторы советского исследования «Китайский этнос на пороге средних веков». [3] Потрясенные

распадом империи и властью «варваров» над ее северной частью, китайцы искали утешения в новых религиях. Главной из них стал буддизм.

«Согдийские пути» сделались дорогой пилигримов, а некоторые согдийцы даже внесли вклад в обращение китайцев.

Сын согдийского купца Кань Сэнхуэй, умерший в 280 г., переводил буддистские труды с использованием терминологии даосизма. Фацзан, третий патриарх секты Хуаянь, прибыл из Средней Азии около 310 г. и обратился в буддизм Ши Лэ, еще одного «варварского» императора династии Поздняя Чжао.

«Варвары» охотно принимали буддизм и способствовали его распространению, но порой не знали меры. Один из таких «варварских» императоров был объявлен воплощением Будды, а другой — гунн Хэлянь Бобо — сам назвался Буддой и приказал вытатуировать на своей спине его изображение. [3]

За буддизмом в Китай пришли Несториане, разошедшиеся с православием по поводу совмещения в «природе» Христа божественного и человеческого, бежали из Римской империи в Иран, Среднюю Азию и Китай. Именно несторианские монахи умыкнули и перевезли в полых посохах мимо таможи и пограничников грену шелкопряда, с которой началось шелководство в Византийской империи. [4]

Манихейство, главный теологический «враг» христианства и ислама, появилось в Средней Азии еще до казни пророка Мани в 273 г. В Евразии главными его «переносчиками» стали самаркандские согдийцы, чей язык сделался каноническим для восточно-манихейской церкви «динавар» (согд. «податель веры»). «Была развернута целенаправленная деятельность по переводу религиозной литературы на согдийский», — писал религиовед Гео Виденгрэн.

Манихейство среди китайцев проповедовали недолго. Танское правительство объявило, что вера манихеев «ложно принимает имя буддизма и обманывает народ».

Манихеев начали называть «поедающими постное поклонниками дьявола», и они предпочли «замаскироваться» под одну из сект даосизма, в котором со временем и растворились, сделав два труда Мани частью даосского канона.

Опять-таки при помощи согдийских проповедников манихейство единственный раз в истории стало государственной религией — после обращения в 762 г. уйгурского кагана. Его страна была северней и больше современного Синьцзян-Уйгурского автономного района и стала сверхдержавой после того, как помогла Китаю подавить восстание Ань Лушаня. [5]



За несколько поколений «варварские» императоры утрачивали связь с родной культурой, окитаивались, теряли голову от излишеств и свергались новой волной «варваров» или китайскими подданными.

Одно из «варварских» племен дало начало династии, которую китайцы считают вершиной своего Средневековья. Монголоязычные табгачи правили частью северного Китая. За сотни лет жизни на границе оседлого и кочевнического миров они окитаивались, но не утратили боевого духа — и усвоили боевые обычаи соседей.

При «варварских» императорах Согдийские «посольские» караваны из сотен и тысяч верблюдов прибывали почти ежегодно.

«Из сотни царств, тысячи городов к западу от Луковых гор до страны Да-Цинь не было никого, кто бы не приезжал сюда. Торговые варвары со всех краев земли толкались и теснились целыми днями», — свидетельствовали летописи.

На рынках в ходу были византийские, иранские, среднеазиатские монеты. Их можно было обменять у согдийских и уйгурских менял, которые заодно были ростовщиками. Обмен не всегда был законным — стремясь поддержать стоимость бронзовых монет, китайские власти регулярно запрещали хождение серебра. [2]

Удивительной была роль согдийцев в индустрии развлечений. Они ввозили или делали вино и держали винные лавки, которые любили танские поэты, воспевавшие опьянение как способ постижения истины. Они научили китайцев охоте с ловчими птицами, развлечению иранской элиты. Звездами китайских арен стали согдийцы и турки, игравшие в степное козлодранье. «Волнующая сердце, ласкающая слух» западная музыка звучала на базарах, в богатых домах и в императорском дворце. [6]

Когда У-ди, император династии Северная Чжоу (543-578 гг. н.э.), женился на тюркской принцессе, с нею прибыли актеры и музыканты из Бухары и Самарканда. У-ди повелел считать западную музыку «государственным искусством» и устроил фестиваль, собравший 500 музыкантов.

При династии Суй два из девяти отделов императорской музыкальной палаты были посвящены бухарской («аньго-ди») и самаркандской («кань-го ди») музыке. Китайские оркестры использовали западные арфы, барабаны и флейты. [3]

В середине VIII века танскую столицу захлестнула волна модной музыки, которую называли «хубу синьшэн» («новые голоса варварских районов»). «Музыка из Центральной Азии была популярна в китайских городах, а в столице она распространилась от баров

и разрешенных кварталов развлечений во все места, где можно было купить развлечения и секс», пишет историк Эдвард Льюис Марк. [7]

Согдийцам принадлежали увеселительные заведения и дома терпимости, которые пополнялись совершенно бесчеловечным способом: «И купил Шамен Янсян рабыню Авпач безвозвратно, без ее имущества, без права обращения в суд, как постоянное имущество его самого, его сына, его внука и всего его рода. Эти двое — Шамен Янсян и его сын, а также его внук и весь его род и их потомки, если захотят, могут эту рабыню бить, подвергать пыткам, связывать, продавать, оставлять в залог, дарить и делать с ней то, что еще пожелают» (купчая VII века из Турфана).

В согдийских «цирках» можно было видеть представления с «куклами-марионетками, изображавшими пьяных людей с Запада, — в остроконечной шапке, с голубыми глазами и огромным носом», — писал востоковед Эдвард Шефер.

Увеселительные заведения были полны согдийскими фокусниками, акробатами, жонглерами, полуголыми певичками и танцовщицами. Дотошные хронисты записали названия некоторых танцев: в «хусюань» танцовщица кружится на мяче, держа в руках платок, танец из Шаша (Ташкент) назывался «хутэнь», а в «чжэчжи» участвовали только девочки-подростки. [4]

Менее экзотичными и гораздо более распространенными стали «западные» пирожки, вареные на пару, и халва.

Тогда же японцы, корейцы и вьетнамцы, тунгусо-маньчжурское государство Бохай и царство Наньчжао (сейчас китайская провинция Юньнань) переняли китайскую письменность и элементы государственного управления.

Они отправляли посольства к танскому двору, получая титулы и ритуальные шелковые одежды. А принятие ими буддизма сделало Китай религиозным центром Дальнего Востока. Заимствование иероглифов для языков, которые в корне отличались от тонового китайского, порождало проблемы, сравнимые только с использованием громоздкой шумерской клинописи для записи семитских и индоиранских языков.

Возможна ли была сходная китаизация народов Средней Азии и мог бы китайский стать тем, чем стала латынь для Европы, ведь тюркские языки, к примеру, происходят от одного с японским и корейским алтайского корня?

Наверное, нет, потому что у них был иммунитет в виде тысячелетней принадлежности к ирано-семитской цивилизации. Финикийский алфавит в Евразии стал основой множества



алфавитов, от орхоно-енисейских «рун» до уйгурского письма, совершенно переиграв китайские иероглифы по легкости употребления.

В любом случае китайское влияние в Средней Азии было прервано арабским завоеванием. Битва между китайцами и арабами при Таласе в 751 г. положила конец танскому продвижению на запад, и Средняя Азия опять стала частью ближневосточного мира.

А затем прогремело восстание Ань Лушаня.

Ань Лушань был смешанного тюрко-согдийского происхождения — словом «ань» китайцы тех времен обозначали выходцев из Бухары, а иранское имя «Ровшан» произносили как «Лушань». Его отцом был, скорее всего, согдиец, который служил тюркскому кагану, но потом перебрался в Китай. Лушань начал карьеру со службы на тогдашней северо-восточной границе, которая в наши дни находится в провинции Хэбэй, окружающей Пекин. Регион этот имел чрезвычайное стратегическое значение из-за своей близости к степи и Манчжурии (недаром будущие «варварские» династии киданей, чжурчжэней и монголов будут выбирать Пекин в качестве столицы).

Ань Лушань совмещал в себе тюркскую неукротимость с китайской хитростью, он одинаково умел льстить и сражаться, лицемерить и приказывать. Зная продажность дворцовых прихлебателей, он не жалел денег на взятки, и поэтому возвышение его шло быстро. [8]

Вскоре под его руководством оказалось более 100 тысяч опытных солдат, а сам он стал цзедуши (генералом-губернатором) северо-востока страны и начал заведовать конюшнями, ключевым ведомством кавалерии. При дворе он произвел сенсацию своим образом простого, необразованного солдата-мужлана.

О соотечественниках он не забывал. Преданные Ань Лушаню согдийские купцы были разосланы им вести торговлю по всем дорогам, а попутно доставать для него деньги и разведывать обстановку. [8]

В 750 году Ань Лушань удостоился небывалой чести — его лицо было изображено на монетах специального чекана. Он убедил императора Сюань-цзуна назначить несколько десятков своих «варварских» ставленников на ключевые военные посты, которые сделали Ань Лушаня самым могущественным военачальником империи.

Любимая наложница императора Ян Гуйфэй «усыновила» его в шутовской церемонии, когда он был наряжен в детскую одежду, и придворные даже шептались об их

любовой связи. Ян Гуйфэй вошла в китайскую историю как одна из «четырёх красавиц древности», но ее прихоти подорвали обороноспособность страны.

Стареющий сластолюбец Сюань-цзун не жалел для нее ничего. Вместо того чтобы сновать между границами и столицей, императорские гонцы беспрестанно доставляли любимые ею южные плоды личжи — представим, что сверхзвуковые самолеты-разведчики прекратили бы боевое патрулирование ради доставки самых свежих морепродуктов.

Но вскоре Ань Лушань и неизменно усилившийся клан Ян Гуйфэй разошлись во взглядах, и в конце 755 года полководец восстал — под предлогом избавления от зарвавшихся братьев любимой наложницы императора. В течение пары месяцев Ань Лушань захватил восточную столицу Лоян, а проигравшее несколько битв правительство казнило одного из сыновей Ань Лушаня, жившего в Чаньани.

Придворные винили в поражениях Ян Гуйфэй и вынудили престарелого императора выдать ее на казнь — точнее, на удушение шелковым шнурком. Сбежавшего на запад императора вынудили отречься в пользу сына, а Лушань занял Чаньань без боя.

Но болезнь не позволила ему продолжить наступление, он потерял зрение и теперь только избивал подчиненных, которые и зарезали его в начале 757 года.

Само же восстание было подавлено при помощи уйгуров, тюрков, тибетцев, бирманцев и «чернорубашечников Да-Ши», то есть Багдадского халифата.

Новый император Су-цзун был вынужден признать уйгурского хана Моян-Чура равным себе и поклонился его «волчьему» знамени, унизив тем самым свой статус «сына неба».

Но подавление восстания перешло в войну, поскольку войска наемников-иностранцев грабили и убивали мирное население. Только к 764 г. мир был восстановлен, но власть в провинциях почти полностью перешла к губернаторам. Династия Тан утратила свой блеск.

Как соплеменники мятежника, согдийцы подверглись преследованию по всему Китаю, и их торговое могущество пошло на спад. Окружавший их иранский мир сжимался. Ираноязычные государства, кочевые и оседлые, попадали под власть тюрков, монголов и арабов и менялись под влиянием их языков и культуры.

Согдийцы пострадали и от усиления Тибета, чьи войска неоднократно разоряли Согдиану, дойдя около 813 г. до Самарканда.



## Литература

1. McLaughlin Raoul, *The Roman Empire and the Silk Routes*. Casemate Irm. UK. 2016.
2. Фишман О.Л. *Танские новеллы*. М.: Издательство АН СССР, 1955.
3. Кычанов Е.И., Савицкий Е.С. «Люди и боги страны снегов. Очерки истории Тибета» М.: Наука, 1975.
4. Шефер Э. *Золотые персики Самарканда. Книга о чужеземных диковинах в империи Тан*. М.: «Наука», 1981.
5. Виденгрэн Г. *Мани и манихейство*. СПб.: «Евразия», 2001.
6. Etienne de la Vaisseire. *Sogdian Traders. A History*. Brill. Netherlands. 2005.
7. Марк Э.Л. *Империи древнего Китая*. М.: Центрполиграф. 2016
8. Гумилев Л.Н. *Троецарствие в Китае*. М.: ФТМ. 2010



# TRENDS FOR OPTIMIZATION OF TERRITORIAL GOVERNANCE AND MODELING OF REGIONAL DEVELOPMENT IN BULGARIA

**Assoc. Prof. Dr. Kamen Petrov**

University of National and World Economy – Sofia  
Deputy Dean of the Faculty of Management and Administration  
Department Regional Development

Article DOI: <https://doi.org/10.36713/epra5497>

## ABSTRACT

*The report reviews the existing problems of regional development through the prism of the necessary territorial changes. This article is devoted to the consideration of some territorial problems in the Republic of Bulgaria. The exhibition analyzes some of the author's views on spatial planning policies, as well as the possibility to take steps to introduce a new level of regional governance. Proposals have been made for a new structuring of the regions for planning and change in the functional structure of the settlements and respectively the Bulgarian village. Some new trends in regional development related to the spatial development of our national territory have been captured.*

**KEYWORDS:** regional development, space, territory, structure, economy, management

**JEL Codes:** R10, R15

## INTRODUCTION

In the modern world it is known that the management of regional development is the final stage of the complex and heterogeneous process of overall organization and functioning of activities in the national space, and hence of optimal territorial organization. In this direction, regional development should be perceived as a functional and integrative activity in which the territory and space are the basic vectors. In addition, the management of regional development is carried out on the basis of established regional (local, regional) structures and has an institutional hierarchy. Chronologically, it can be seen that the administration of regional government has its positive life cycle, but in the spatial sense there are processes such as increased emigration of human resources, deterioration of the environment, increasing costs for maintaining a sustainable quality of life. This leads to the search for permanent solutions to improve regional policy. Thus, we can assume that this requires a purely territorial approach to look for opportunities to improve the interaction between local business, society and public administration. In addition, the need to create a new regional level of government in Bulgaria is an increasingly appropriate endeavor, which would

certainly have a positive impact on our spatial development.

## EXPOSITION

At the same time, the processes of innovation - digitalization, information technology, systematic scientific analysis, measurement of regional efficiency provide an opportunity for optimizing the profile of the administrative territorial units of different taxonomic levels. This gives us grounds in this presentation to present some important guidelines and approaches for optimizing the territorial structure of the Bulgarian state in order to overcome the deepening regional differences and imbalances. In recent years, various social factors have become major factors for the development of a settlement, important for its existence are the availability of health care, education, cultural activities and others that set the comfort and lifestyle. In chronological terms, the natural factors that were decisive in choosing the place for construction and development of a settlement were initially stronger in the Bulgarian lands, but in the last 40-50 years the change in the attitudes of the society is tangible and leads to the formation of a new civic and value system and a different approach to choosing a place



to live[1]. Without underestimating the modern management decisions, it can be concluded that not a small part of the problems of the settlement network in the country are currently due to the socio-economic changes in the second half of the XX century, as a result of which chaotic demographic and spatial expansion of certain urban centers, which causes over-concentration of population and mass depopulation of certain parts of the national geospace.

### Trends in regional development and the implemented development policies

Perceiving the municipalities and districts as territorial systems, built of interconnected elements of natural, social, economic, cultural, ecological nature, it is logical which of them have a leading role in the consolidation of the territory and its separation into a system characterized by integrity, hierarchy, autonomy, stability, dynamism, specialization,

complexity. The starting point is that they are structured administratively and try to objectively manage the existing regional diversity and heterogeneity of territorial systems. In addition, the identified differences and growing high-intensity inequalities in the national geospace suggest a dynamic process of changing the structure, organization and functions of natural and social systems and the formation of new ones under the influence of a complex set of interconnected processes[2]. Therefore, factor analysis is the main method in the process of revealing the ongoing processes in the territorial and administrative structure. Insofar as the use of statistical data can be used to prove the growth of inequalities on the territory of the country, in the analysis of the factors for the efficiency of the territorial organization one can look for their change and choice of a new approach of territorial division.

Figure 1. The provinces of Bulgaria



Source: MRRB, NSI

In addition, regional development modeling should be at the heart of subsequent governance actions. Although, along with the importance of natural factors, the territorial division of labor may have a basic role in shaping the appearance of the territory. It is important for us to highlight the limiting importance of the large mountain massifs, or catalyzing influence - the valleys of the great rivers, the Upper Thracian lowlands, the Danube plain, the Black Sea coast. Because the importance of the territorial elements - geographical location, borders, natural potential, which can be defined as a prerequisite for the emergence of specific forms of spatial organization, which society through its activities upgrades, transforms, deforms and generates a new type of regional systems. It can be assumed that the revealed inequalities in the social,

economic and urban development during the studied period have an overall impact on the spatial and regional development of the individual region or territory. This raises the basic question of why the importance of the territorial component is abandoned at the expense of the managerial and purely bureaucratic way of defining the problems. In practice, a more accurate approach would be to combine several factors or conditions that the territorial and administrative structure should rest on [3]. The big deficit related to the derivation of the approach is the attempt to substantiate the view that the administrative and territorial structure in a more fragmented form also means spending more financial resources. In my opinion, this statement does not have a solid foundation, because the territorial policies are made for the population and respectively



for business facilitation, and not for imposing a centralized model of government with minimal importance to the individual territorial units at the expense of the central administration. Also, the regional dynamics of social indicators reveals the trend that economic growth is not always associated with an increase in the welfare of the population at the same rate. In addition, the regional contrast in social processes is growing. Emerging imbalances in social development generate changes in the functions of natural and social systems, as their basic elements change the way they interact with each other and with the external environment. This growing turbulence of the socio-economic reality in the country generates changes in the structure and organization of the country [4].

Regional diversity and the growing spatial inequalities that arise as a result of these processes form a new type of regional systems with different properties and characteristics. For example, the scope of territories under the influence of more than one settlement / economic center is expanding. Determining their regional affiliation is a complex problem from a methodological point of view, but also the management of this type of territory should be based on a qualitatively new approach, taking into account this feature and allowing for their development, which is not limited by administrative boundaries [5]. The spatial scope of the territories without a clear settlement / economic leader, engine of growth and development is also expanding. This causes further transformations and reorientation of capital flows and changes in the spatial behavior and actions of people.

### **Opportunities for structuring a new intermediate level of regional government**

Spatially, the geographical location is the factor that determines the pace of territorial development of the modern nation state. For Bulgaria, as a crossroads in Southeast Europe, a number of territorial deficits have emerged in recent years. A number of imbalances emerged between the different districts in the country, the quality of the regional connection between the local centers has deteriorated, several regions are in decline, the condition of the border territories and municipalities has deteriorated. This is one of the reasons why the country is gradually becoming a transit zone for the movement of goods and capital from and to Europe to and from the Middle East. These findings suggest that in the current period we have a deteriorating quality of life in a number of regions, and hence conditions for the transformation of territorial systems through the formation of new regional and local identities [6]. The emerging new regional models of functioning of the systems do not have the necessary structure and sustainability, which has an

impact on people's behavior, and hence the difficulty of forming regions with attractive socio-economic development. The other significant factor influencing the spatial development of the country is the opportunity to promote economic development. The viciousness of these changes is that they retain the strong role of the state in horizontal and vertical power. It should be noted that the current administrative-territorial structure is the result of all the reforms made since the Liberation to date, but very rarely in these reforms to promote the process of decentralization. According to the current legislation, administrative-territorial units (ATU) are those that have legal status and these are the municipalities and districts. In this process, it should be borne in mind that in its current form the territorial structure was completed in 1998, when the reform of the administrative-territorial structure at the "district" level was reached. This reform erased the old districts created in 1987, and restored the old districts already under the name "districts" on the grounds that they had proved their viability and the sustainability of the established interconnections, transport schemes and relations with the central government. The reform was implemented through the amendment of Art. 6, in whose para. 1 of the Law on Administrative-Territorial Organization of the Republic of Bulgaria / SATURB /, where it is written that the territory of the Republic of Bulgaria is divided into 28 districts. Here it is necessary to note that the factors predetermined by the settlement network and the functions of the settlements have a certain demographic structure, which, however, after 1998 to 2020 gradually forms a new image and structure of the population in the country and requires re-search. opportunities for reform.

It is necessary to keep in mind that the settlement network is formed as a result of long-term historical development of the geospatial space, but it should not be perceived only as a mechanical sum of the population of places with different population numbers. It also includes their hierarchical subordination, their functional connection and the socio-economic relations between them. This picture changed after 2001, when the European horizons opened up for Bulgaria and led to high migration mobility of nearly 50% of the population in the country. The big question mark regarding the model of development and the correct assessment of it and the counterbalance with the European theory for studying the "behavior" of the settlements of different rank, expressing the hypothesis in the Sixth Cohesion Report. It stipulates that large urban centers, in addition to being major strongholds and engines of growth and development, are also more susceptible to external influences and more unstable in their behavior. Promoting these processes leads to a further increase in regional disparities and

imbalances between territories. The vision for the realization of successful regional development through the development of settlements network with population places "balancers" of large cities to be a top priority in practice increases the differences between individual settlements and regions.

Although according to the regional theory we accept that the settlements are a phenomenon of human civilization, carrier and exponent of the achieved level of development of societies, the priority development of certain urban areas at the expense of others further creates conditions for differences and imbalances. This presupposes that on the basis of the formation of a tendency towards the decrease of the population in the country, it also presupposes redesign of the territorial scope of the planning regions in Bulgaria, as well as their transformation into administrative territorial units. Given the established tradition, it is necessary for the current planning regions to remain 6, but to regroup so as to comply with NUTS II. Such zoning is possible if the city of Sofia (1,328 thousand d.), Sofia

district (226 thousand d.), Montana district (127 thousand d.) And Vidin district (82 thousand d.), Form the Western planning region. , Northern planning region form, Vratsa district (159 thousand d.), Pleven district (236 thousand d.), Lovech district (122 thousand d.), Veliko Tarnovo district (232 thousand d.), Gabrovo district 106 thousand e), Razgrad district (110 thousand e) and Ruse district (215 thousand d.), - Northeastern planning region to include the districts of Silistra (108 thousand d.), Dobrich (171 thousand d.), Varna (469 thousand d.), Shumen (172 thousand d.) And Targovishte (110 thousand d.). ), Southeastern planning region to include the districts of Haskovo (225 thousand d.), Stara Zagora (313 thousand d.), Sliven (184 thousand d.), Yambol (117 thousand d.) And Burgas (409 thousand d. . d.), and the Southern planning region includes the districts of Plovdiv (666 thousand d.) Pazardzhik (252 thousand d.), Pernik (119 thousand d.), Kyustendil (116 thousand d.), Blagoevgrad (302 thousand thousand), Smolyan (103 thousand) and Kardzhali (158 thousand).

Figure 2. NUTS II Regions of Bulgaria



Source: MRRB, NSI

A new such division will create a precondition for a new model of regional development and changes in the territorial organization of the country in order to reduce regional disparities. This model can be developed because with a declining population it is necessary to expand the peripheries of the regional cities in which to concentrate the new economic activities of local rank.

At present, the settlement network in the country can be defined as a weakly polycentric network of urban centers, which may change with the new division. By increasing the number of supporting urban centers, the declining population and the deepening processes of depopulation and territorial expansion can be reduced and achieve a slowdown in negative

demographic trends, and in the medium term and their overcoming.

### Structure, size and problems of the settlements in Bulgaria

In terms of demographics, the settlements have their development, and after 1878 they gradually increased until 1971, when the gradual slowdown in their demographic growth began. We can give several reasons for this, but the first is that the gradual modernization and urbanization of the country is changing mainly in the demographic structure of the population. As another reason, it can be deduced that in the urban environment or urban lifestyle the birth rate falls and thus negative demographic processes emerge. Another factor can be considered the lack of immigrants in Bulgaria

after the 50s of the twentieth century, and in the period after 1990 the reverse process of emigration of a significant share of the young population in the direction of Europe, USA and Australia. This predetermines the search for opportunities to optimize the existing territorial and structural policy. In this direction, the main criteria remains the number of their population. Although it does not reflect their hierarchical subordination and does not give an idea of their functions, the analysis based on this criterion in chronological terms gives an idea of the most general changes occurring in the settlement system of the country [6]. According to the number of their population, the cities in Bulgaria can not be classified into the largest (with a population of over 100,000 people), large (50,000-100,000 people), medium (20,000 - 50,000), small (10,000-20 000 people) and very small (less than 10,000 people). For example, when Bulgaria joined the EU in 2007, 25 Bulgarian cities had a population of over 50 thousand people, and in 2018 their number decreased to 18. Of these, in 2007 10 cities had a population of over 100,000 people, with 49% of the urban population

and 38% of the total population living in them. As of 2018, only 6 cities have a population of over 100,000 people - Sofia, Plovdiv, Varna, Burgas, Ruse, Stara Zagora. 64% of the urban and 47% of the total population of the country live in these 6 cities. The accumulation of the population in 6 large cities makes nearly 217 cities with a population of less than 10,000 people, which means that the share of very small cities is predominant in the country. On the other hand, if we make a comparative analysis of the average area of 1 district we will see that it is 3964 sq. Km., But of the 28 districts in the country 17 have a smaller area. Therefore, there are very large areas and more very small areas. These territorial anomalies also affect regional policy. As of 2018, the average population of a district is 250,000 people, but 21 districts are below this indicator. The magnitude of the variation between the district with the smallest population - Vidin (84 thousand inhabitants) and Sofia - city (1.3 million inhabitants) is 16 times.

**Figure 3. Distribution of provinces by NUTS III**



Source: NSI and MRRB

It is necessary to conclude that there is no relative proportionality between the districts in two main indicators - area and population, which are important determinants. potential for regional development. The average number of settlements in one district is 190, but in 16 districts their number is below this value. With the smallest number of settlements are the districts of Sofia-city - 38 and Ruse region - 84, and with the largest number - Kardzhali region - 470, Gabrovo region - 356 and Veliko Tarnovo region - 336. The number of settlements in the district of Kardzhali is greater than their number in the North-Western region defined in the RDA for the purposes of regional planning (395). The total number of mayoralties in the country as of 2018 is 3187. The average number of mayoralties per district is 113, but in 13 districts their number is below the national average. A significant problem is that 13.0% of the settlements do not have land [6].

All this shows that the current territorial and administrative structure has its deficits and greatly contributes to the non-identification of the problems of the settlements and puts many puzzles in front of the possibilities for achieving efficiency of the regional development. These processes of increasing regional disparities lead to further territorial polarization in terms of social and economic development - few districts and municipalities have high incomes, the territorial concentration of economic activities is clear, and access to quality services and transport, health, educational infrastructure in many parts of the national geospace remains severely limited. As a result, the territorial scope of the areas with the manifestation of negative socio-economic processes and phenomena increases. In addition, the inefficient urban development is the reason for the deepening of the structural deformations in the separate territories. For example,





the large urban centers in Northwestern and Northeastern Bulgaria do not have balance cities, and the declining population of a number of medium-sized cities is the reason for changing their functions as support centers for development. This in turn reduces the vitality of the national territory and creates areas of mismanagement and a declining trend.

Another set of problems is emerging, which has brought to the fore the formation of specific neighborhoods, with a clear peripherality in terms of their participation in social processes and the creation of a typical deficit model of regional development. Border and mountain territories, as well as a number of municipalities with a population of less than 5,000 people can be defined as such. In these areas it is necessary to proceed to a change related to the change of the functional characteristics of the individual settlements. Mostly with the content of the concepts - neighborhoods, neighborhoods, holiday villages, urban area, suburban area, tourist complexes, and others. This change is related to the fact that the concept of "village" acquires a new characteristic that allows for targeted support from the state budget and the acquisition of an independent (autonomous) status related to public works and management of the territory. A step in this direction is to unite the villages in Bulgaria and to accept as a village a settlement with at least 100 houses, as the village may include neighborhoods, villa zones, rural neighborhoods, remote neighborhoods with at least 10 houses and others. As with an amendment to the Law on Territorial and Administrative Structure to enable the smallest territorial unit to acquire institutional status. The possibility to create rural municipalities with a population of at least 2,000 people or several villages with at least 500 houses should also be regulated. This will provide opportunities for more rational financing of settlements from the state budget, as well as independent policies in the field of regional development.

## CONCLUSION

The problems of the territorial and administrative structure in Bulgaria are open. Their solution must be accompanied by consistent and targeted measures by the state to ensure a better business environment at regional and local level, to improve the quality and speed of administrative services and to create a sustainable and predictable public sector. On the other hand, the need for a change in a number of provisions in the legal framework governing the functioning and management of regional development is visible.

## REFERENCES

1. Botev, Yo.(2012) *The Administrative-Territorial Construction of the Republic of Bulgaria, UPH "St. Kliment Ohridski*
2. Borisov, B.(2018) *The New Regional Division of Bulgaria - a formal act or purposeful policy, V: Knowledge - International Journal. Scientific papers, Skopje*
3. Vladeva, R., Ivaylo Vladev (2019), *Practical and applied aspects of the methods of regional research in the study of territorial units, V: Bulletin of the BGS, br. 41*
4. Dimov, N., Kr. Stoyanova (2015), *Regionality, Inequalities and Zoning of National Space: Pillars for Mobilization and Effective Policy, V Collection: European Practices and National Reflections in Planning, Svishtov*
5. Patarchanov, P, Em Patarchanova, V. Zarkov (2018) *The need for a new logic in the regionalization of the national space. Proceedings of the International Scientific and Practical Conference "Bulgaria of the Regions 2018". UARD, Plovdiv*
6. Petrov, K(2015). *Geourbanistics and urban development. Ed. Economy.2015*





# ROLE OF TRIBAL VANA SAMRAKSHANA SAMITHI (VSS) MEMBERS IN BUILDING FOREST PROTECTION AND ECO-TOURISM AT VAZHACHAL ECO-TOURISM AREA IN THRISSUR DISTRICT OF KERALA

**Dr. Antony J Kuttencherry**

ICSSR Post Doctoral Fellow  
Department of Applied Economics  
Cochin University of Science and Technology  
(CUSAT)  
Kochi-682022, Kerala

**Dr. P Arunachalam**

Professor & Head  
Department of Applied Economics  
Cochin University of Science and Technology  
(CUSAT)  
Kochi-682022, Kerala

Article DOI: <https://doi.org/10.36713/epra5469>

## ABSTRACT

*Tribal communities are mainly living nearby the forest areas and their life routine and activities are connected with the forest. Majority of the tribals depend upon forest for their livelihood. The tribals know the characteristic of forest and forest teaches the tribals how to live and move in forest. The 1988 National Forest Policy envisaged Joint Forest Management (JFM) also known as Community Forest Management (CFM), which means forest protection with the support of forest dependent communities. The participatory forestry management (PFM) defines the protection of the forest, manage the non-wood resources with the support of local people and ensure the livelihood income for local people. The one of the aims of the participatory Forest Management (PFM) is the welfare of the tribals and build the livelihood mission among the tribals. Vana Samrakshana Samithi (VSS) is also known as village level body and it is functioning under the Participatory Forest Management (PFM). The people living nearby the forests are joined in Vana Samrakshana Samithi (VSS) and with their support, forest department manages various activities related to forest protection. The Vana Samrakshana Samithi (VSS) has a great role in improving environmental protection and the concept of eco-tourism. They get livelihood income and also social interaction trainings by the activities of VSS. The VSS activities have supported the tribals by ensuring the livelihood income and in social trainings. The involvement of the tribals through the VSS, makes them aware of the environmental protection, eco-tourism concept, and forest protection among the society. The paper attempts to study the role of tribal members of Vana Samrakshana Samithi (VSS), how to engage in environmental protection, forest protection and building the eco-tourism concept in Vazhachal waterfalls eco-tourism area in Thrissur District of Kerala.*

**KEY WORDS:** VSS, Eco-Tourism, Forest Protection, Environmental Protection and Tribals

## INTRODUCTION

The first forest Act was enacted in 1865 in India and the definition of Forest was “the land covered with tree, brushwood and jungle”. The trees were cut for the need of railway, defence and construction works. Massive deforestation activities were held before and after Independence of India. The 1988 National Forest Policy gave more importance to ensuring the forest

protection areas. The Act ensured that forest area shall cover minimum 33 percentages of the total geographical land area. Community Forest Management (CFM) was one of the contributions of the 1988 National Forest Policy. Encouraging the forest protection has been in the hands of forest dependent community. Forest Dependent communities are mainly tribal communities and they are settled inside the forest



or nearby the forest. One of the major income sources of tribals is collection of Non-Timber Forest Produce (NTFP) and selling it to non-tribals. The roots, leaves, wax, honey and herbs these are very essentials for making ayurvedic medicines.

### **Vana Samrakshana Samithi (VSS)**

One of the major outcomes of 1988 National Forest Policy was introduction of the participatory Forest Management (PFM). Forest protection has been with the support of forest depending communities and ensuring livelihood income for forest nearby living people and forest depending people. The majority of forest depending communities are tribals. The forest depending communities had been alienated from using the product of forest. This was resulted in deforestation, poaching, degradation other illegal and harmful action in forest. The community Forest Management (CFM) is the one of the best movement for the protection of the forest with the support of local community. Preserving, conserving and protecting the wildlife, giving more powers and responsibilities to local communities without disturbing the flora and fauna. In Kerala Joint Forest Management Council (JFMC) at village level are known as Vana Samrakshana Samithi (VSS). The Samithis' are functioned under the Forest Development Agency (FDA). The Forest Development Agency is registered under the Tranvancore-Cochin Charitable Societies Registration Act of 1955 and it is controlled and managed by the Kerala Forest Department. The major works of the VSS members are harvesting forest produce, prevention of fire, theft and damage, illegal activities, grazing, reporting forest offence to the forest department, assisting the forest officials and in distribution of return from forestry operations (Kerala State Planning Board,2014). The Vana Samrakshana Samithi (VSS) members get livelihood income and gone under the social trainings.

### **Eco-Tourism**

Eco-tourism is a kind tourism, which defines the minimal the impact upon the environment, ecological sustainability, and avoid the negative impacts of new modern tourism. The international Eco-tourism Society (TIES) defines eco-tourism as: "responsible travel that conserves the environment and sustains the well being of local people". Eco-tourism or responsible tourism concept involve four major pillars, which are (a) minimising environmental impact, (b) respecting host cultural, (c) maximum benefit to local people and (d) maximum tourist satisfaction. The study (Sangchumng, 2018) stated that eco-tourism has balanced the flow of international travels with the impact of local destination empowerment. Which is raised the conservation activities and sustainable tourism. Participatory Forest Management (PFM) has a vital role in the promotion of the eco-tourism. The Vana Samrakshana Samithi (VSS) members, especially

tribal members involvement in promotion of eco-tourism concept in Kerala is highly noticed (Prasrti,2017)

### **Review of Literature**

The tribal peoples of Adilabad District of Andhra Pradesh are involved in activities of Vana Samrakshana Samithis'. Their activities support the forest protection and also get livelihood income for tribals. Majority of the forest dependent communities are tribal in the study area. After the formation of the Vana Samrakshana Samithi (VSS) the women members' involvement has increased and certain spices collected from forest being alone. The tribal members participation give more strength the concept of Participatory Forest Management (PFM) in the meaning of forest protection and management (Muthyalu,2013).

Ismail,Khalid and Mustafa (2017) the study stated the role of eco-tourism in sustainable forest management at Ajloun forest in Jordan. The sustainability, poverty alleviation and conservations are major challenging problems faced by the developing countries. How to be connected the local community and local resources for the development. Eco-tourism management plays a prominent role the development of the local community. Tourism industry is the one of the best industry for the development of the forest management and livelihood mission for the local community. Their multiple capabilities and resources should use in the eco-tourism concept.

## **OBJECTIVE OF THE STUDY**

### **Overall Objective**

To analyse the role and functions of Vana Samrakshana Samithi (VSS) among the tribal members at Vazhachal eco-tourism destination.

### **Specific Objectives**

- 1) To examine the demographic features of the tribals in Vazhachal eco-tourism area.
- 2) To study the housing conditions of tribals in Vazhachal eco-tourism area.
- 3) To evaluate the household items of tribals in Vazhachal eco-tourism area.
- 4) To analyse the environmental impact of Vana Samrakshana Samithi (VSS) among the tribals in Vazhachal eco-tourism area.

## **STATEMENT OF THE PROBLEM**

Forest protection and management are the key points of the every forest policy drafts. The 1988 forest policy gave a new vision to the forest protection and management in the role of Community Forest Management (CFM). Forest protection and livelihood mission for the forest dependent communities are major highlight of the Participatory Forest Management



(PFM). The tribal communities are engaged in collection of Non-Timber Forest Produce (NTFP). The activities of Vana Samrakshana Samithis'(VSSs) are praiseworthy and they have involved in forest protection and promotion of eco-tourism in Kerala. The forest dependent communities survival is mainly depended on collection of Non Timber Forest Produce (NTFP). The demands for the Non-Timber Forest Produce items are high. The Study (*Santhosh,2014*) stated that the Eco-development projects in Periyar Tiger Reserve, more positive impacted in conservation and livelihood income among the tribal forest dependents'. The eco-tourism activities supported the local tribal people, decreased the dependency on forest and reported that the illegal activities in forest also turned down. They have given more commitment on forest protection. The better output of the Eco-development project is communities and conservation properly goes together.

The Vana Samrakshana Samithi (VSS) plays a major vital role in promoting eco-tourism and in forest protection. The tribal VSS members engaged in various supporting activities on forest conservation activities. The study (*Meera,2004*) mentioned that, the VSS members engaged in building primary infrastructural facilities at eco-tourism destinations in Trivandrum District. The VSS members supported the Kerala forest Department officials by various VSS programmes as non-plastic campaign mission, tourist guides and guards, eco-tourism destinations beautification programmes and forest produce harvesting. The forest dependent communities get livelihood income in one hand and another hand promotion of local development. VSS members help the police department by road safety awareness programmes, waste clear management programmes and tourists supporting programmes (*Times of India,2018*). The proper policies and programme implementations have resulted in new beginnings. The VSS activities have supported enhancement of forest protection and eco-tourism management. The paper analyses the role of Vana Samrakshana Samithi (VSS) tribal members in the promotion of forest protection, environmental protection and eco-tourism management at Vazhachal eco-tourism destination in Thrissur District of Kerala. The paper discusses the impact of Vana Samrakshana Samithi (VSS) activities among the tribal members and their areas on decreasing dependency on Forest, non-plastic area mission, forest protection attitude, eco-tourism activities and decreasing illegal activities against forest after joining in VSS.

## SIGNIFICANCE OF THE STUDY

Vana Samrakshana Samithi (VSS) activities have a great role in forest dependent communities, especially in tribals life. Their role and functions of Vana Samrakshana Samithis'(VSSs) are very supportive for tribals socially, economically and culturally. The VSSs have a perfect role in promoting eco-tourism especially in eco-tourism destinations. According to this study we can analyse that how far the VSS activities have supported the environmental protection, forest protection and eco-tourism concept in Vazhachal eco-tourism destination. The major highlight of the study is to analyse the environment impact of Vana Samrakshana Samithi (VSS) activities among the tribals of Vazhachal eco-tourism destination.

## Location and Coverage

The Study covers the Vazhachal tribal colony in Athirappilly eco-tourism area at Thrissur District of Kerala. Athirappilly-Vazhachal waterfalls are very famous eco-tourism destinations in Kerala. Athirappilly –Vazhachal areas includes 13 tribal colonies and 11 Vana Samrakshana Samithis (VSSs). Among the 13 tribal colonies Vazhachal tribal colony is selected for the study and among the 11 Vana Samrakshana Samithis (VSSs) Vazhachal Vana Samrakshana Samithi (VSS) is selected for the study. The total population of the Vazhachal tribal colony is 202 members. The males are 99 and females are 103.

## METHODOLOGY OF THE STUDY

Primary data and secondary data were used for the study. The total sample size is 100 tribal respondents. Among the 100 tribal respondents, 50 are male respondents and 50 are female respondents. Simple random method is used for the study. The primary data were collected by using a structured questionnaire to study the demographic features, housing conditions, acquiring household items and environmental impact on tribal members. The secondary data collected from Vazhachal Forest Department, Tribal Development office (Chalaky), Vazhachal Vana Samrakshana Samithi office and Charpa forest Range office. Percentage method is used for the interpretation of demographic features, house conditions, household items and environmental trainability among the respondents. Environmental impact on respondents through Vana Samrakshana Samithi (VSS) is tested through chi-square test of goodness-of-fit.



**Table. 1**  
**Age-Wise Classification of the Respondents**

Age	Male Respondents	%	Female Respondents	%	Total	%
<b>18-30</b>	14	28.0	13	26.0	27	27.0
<b>31-40</b>	16	32.0	15	30.0	31	31.0
<b>41-50</b>	12	24.0	14	28.0	26	26.0
<b>51-60</b>	6	12.0	7	14.0	13	13.0
<b>61 and Above</b>	2	4.0	1	2.0	3	3.0
<b>Total</b>	<b>50</b>	<b>100.0</b>	<b>50</b>	<b>100.0</b>	<b>100</b>	<b>100.0</b>

Source: Primary Data (2019-20)

Table.1 mentions the Age-Wise classification of the respondents. Among the 100 respondents, 16 male respondents (32.0 percentages) and 15 female

respondents (31.0 percentages) are in 31-40 age group and it is the highest participation age group in the study.

**Table.2**  
**Marital Status of the Respondents**

Marital Status	Male Respondents	%	Female Respondents	%	Total	%
<b>Married</b>	35	70.0	36	72.0	71	71.0
<b>Unmarried</b>	14	28.0	10	20.0	24	24.0
<b>Separated</b>	1	2.0	0	0.0	1	1.0
<b>Widowed</b>	0	0.0	2	4.0	2	2.0
<b>Abandoned</b>	0	0.0	2	4.0	2	2.0
<b>Total</b>	<b>50</b>	<b>100.0</b>	<b>50</b>	<b>100.0</b>	<b>100</b>	<b>100.0</b>

Source: Primary Data (2019-20)

Table.2 show the marital status of the respondents. Majority of the respondents are married. About 70.0

percentages (35 male respondents) and 72.0 percentages (36 female respondents) are married.

**Table.3**  
**Educational Background of the Respondents**

Education	Male Respondents	%	Female Respondents	%	Total	%
<b>Illiterate</b>	10	20.0	8	16.0	18	18.0
<b>Primary Education</b>	23	46.0	19	38.0	42	42.0
<b>Secondary Education</b>	12	24.0	13	26.0	25	25.0
<b>Higher Secondary Education</b>	5	10.0	7	14.0	12	12.0
<b>Graduation</b>	0	0.0	2	4.0	2	2.0
<b>Post-Graduation</b>	0	0.0	1	2.0	1	1.0
<b>Total</b>	<b>50</b>	<b>100.0</b>	<b>50</b>	<b>100.0</b>	<b>100</b>	<b>100.0</b>

Source: Primary Data (2019-20)

Table.3 indicates the educational background of the respondents. Among the 100 respondents, 23 male respondent (46.0 percentages) and 19 female respondents (38.0 percentages) are attained primary education. About 20 percentages (10 male respondents)

and 16.0 percentages (8 female respondents) are illiterate. About 4 percentages (2 female respondents) and 2.0 percentages (1 female respondent) have secured Graduation and Post-Graduation respectively.



**Table.4**  
**Housing Conditions of the Respondents**

Housing Condition	Structure	Male	%	Female	%	Total	%
Roofing	Concreted	48	96.0	50	100.0	98	98.0
Wall	Brick	20	40.0	27	54.0	47	47.0
	Hallow Brick	23	46.0	19	38.0	42	42.0
Flooring	Concreted	43	86.0	42	84.0	85	85.0
Energy (Cooking)	Gas	41	82.0	42	84.0	83	83.0
Drinking Water	Pipe Connection (Jalanidhi)	45	90.0	46	92.0	91	91.0
Electrified House	Electrified	50	100.0	50	100.0	100	100.0
Toilet Facility	Toilet	40	80.0	39	78.0	79	79.0

Source: Primary Data (2019-20)

Table.4 mentions the housing conditions of the respondents. Majority of the respondents' houses roofing are concreted. About 96.0 percentages (48 male respondents) and 100.0 percentages (50 female respondents) are lived in concreted houses. Among the 100 respondents, 20 male respondents (40.0 percentages) and 27 female respondents (54.0 percentages) houses built with brick wall. About 46 percentages (23 male respondents) and 38.0 percentages (19 female respondents), houses are constructed with Hallow Brick. Among the 100 respondents, 43 male respondents (86.0 percentages) and 42 female respondents (84.0 percentages)

respondents' have concreted flooring houses. About 82.0 percentages (41 male respondents) and 84.0 percentages (42 female respondents) are using LPG energy for cooking. Among the 100 respondents, 45 male respondents ( 90.0 percentages) and 46 female respondents (92.0 percentages) are using Jalanidhi pipe connection for drinking water. About 100.0 percentages (50 male and 50 female respondents) respondents' houses are electrified. Among the 100 respondents, 40 male respondents ( 80.0 percentages) and 39 female respondents (78.0 percentages) have toilet facility in their houses.

**Table.5**  
**Household Items of the Respondents**

Household Assets	Male Respondents	%	Female Respondents	%
Table	50	100.0	50	100.0
Chair	50	100.0	50	100.0
Alamara	38	76.0	39	78.0
Fan	50	100.0	50	100.0
Television	36	72.0	39	78.0
Mixi	39	78.0	40	80.0





<b>Iron Box</b>	40	80.0	41	84.0
<b>Refrigerator</b>	3	6.0	2	4.0
<b>Gas Stove</b>	42	84.0	43	86.0
<b>Kerosene Stove</b>	25	50.0	23	46.0
<b>Cooker</b>	40	80.0	43	86.0
<b>Mobile Phone</b>	50	100.0	50	100.0
<b>Smart Phone</b>	38	76.0	41	82.0
<b>Computer</b>	1	2.0	1	2.0
<b>Gold/Ornament</b>	11	22.0	43	86.0
<b>Stitching Machine</b>	0.0	0.0	23	46.0
<b>Two Wheeler</b>	3	6.0	0	0.0
<b>Four Wheeler</b>	2	4.0	0	0.0
<b>Buffalo</b>	0.0	0.0	1	2.0
<b>Poultry Farming</b>	0.0	0.0	3	6.0

Source: Primary Data (2019-20)

Table.5 mentions the household items of the respondents. . Among the 100 respondents, 50 male and 50 female respondents (100.0 percentages) are using mobile phone. About 76.0 percentages (38 male respondents) and 82.0 percentages (41 female

respondents) are using smart phone. Among the 100 respondents, 36 male respondents ( 72.0percentages) and 39 female respondents (78.0 percentages) are having Television

**Table.6**  
**Environmental Impact Through Vana Samrakshana Samithi Among the Respondents**

Variable	Strongly Disagree		Disagree		Neutral		Agree		Strongly Agree	
	N	%	N	%	N	%	N	%	N	%
<b>IDDF</b>	0	0.0	9	9.0	6	6.0	67	67.0	18	18.0
<b>INPAM</b>	1	1.0	5	5.0	5	5.0	56	56.0	33	33.0
<b>IFPA</b>	0	0.0	1	1.0	5	5.0	60	60.0	34	34.0
<b>IETA</b>	2	2.0	9	9.0	7	7.0	58	58.0	24	24.0
<b>IDIAF</b>	2	2.0	10	10.0	13	13.0	49	49.0	26	26.0

Source: Primary Data (2019-20)

IDDF	Improvement in decreasing dependency on Forest
INPAM	Improvement in Non-Plastic Area Mission
IFPA	Improvement in Forest Protection Attitude
IETA	Improvement in Eco-Tourism Activities
IDIAF	Improvement in Decreasing illegal Activities against Forest

Table.6 indicates the environmental impact through Vana Samrakshana Samithi (VSS) among the respondents. Among the 100 respondents, 67 respondents agreed and 18 respondents strongly agreed that VSS activities, trainings and awareness programmes helped them in improving decreasing

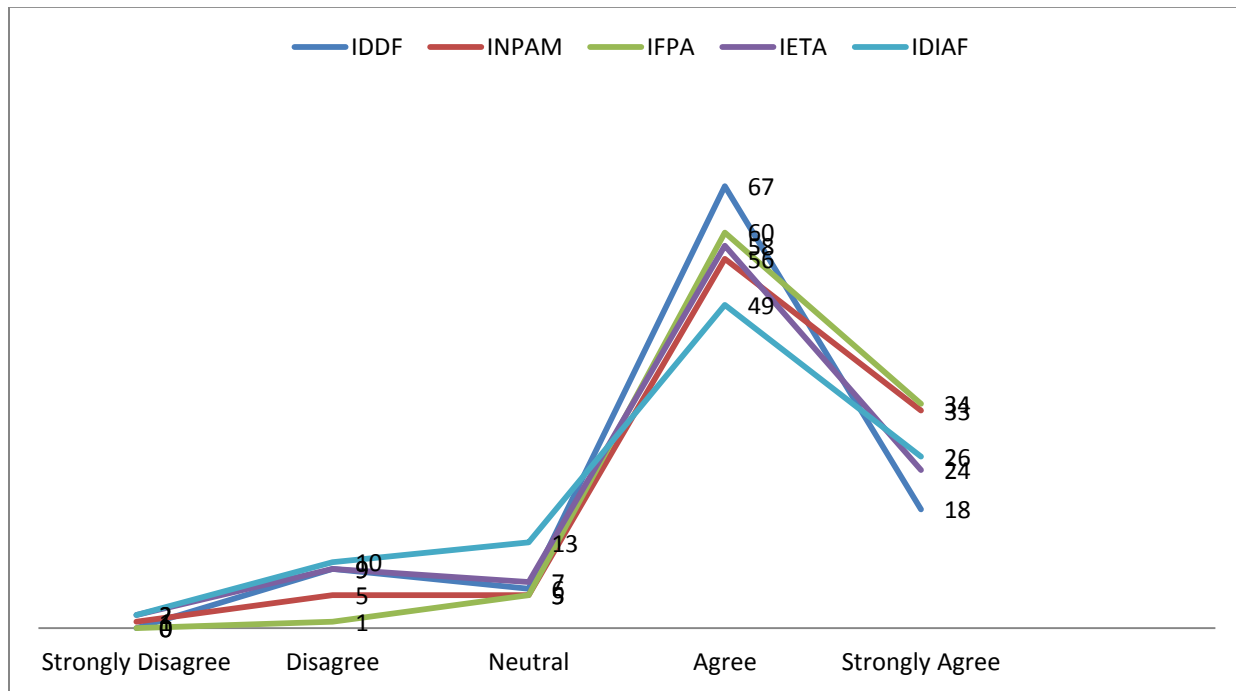
dependency on forest. About 56.0 percentages (56 respondents) agreed that there has an improvement in promotion of Non-Plastic mission campaign after joining in VSS. Among the 100 respondents, 34 respondents strongly agreed and 60 respondents agreed that the forest protection attitude improved among the



respondents after joining in VSS. About 58 percentages (58 respondents) agreed that, VSS members have been involved promotion of eco-tourism activities after joining in VSS. Among the 100 respondents, 26

respondents strongly agreed and 49 respondents agreed that there has an improvement in decreasing illegal activities against forest after joining in VSS.

**Figure.1**  
**Environmental Impact Through Vana Samrakshana Samithi Among the Respondents**



Source: Primary Data (2019-20)

**Operational Definition:** Environmental Impact through Vana Samarakshana Samithi (VSS) Membership includes Improvement in Decreasing Dependency on Forest (IDDF), Improvement in Non-Plastic Area Mission (INPAM), Improvement in Forest Protection Attitude (IFPA), Improvement in Eco-

Tourism Activities (IETA) and Improvement in Decreasing Illegal Activities against Forest( IDIAF).  
 H0: There is no significant level of difference in environmental impact among the respondents after joining in Vana Samrakshana Samithi (VSS).

**Table.7**  
**Comparing sample based on the levels of agreement of Social Environmental Impact through VSS**

Variable	Agree	Neutral	Disagree	$\chi^2$	Sig.
<b>IDDF</b>	85	6	9	120.26	.000
<b>INPAM</b>	89	5	6	139.46	.000
<b>IFPA</b>	94	5	1	165.86	.000
<b>IETA</b>	82	7	11	106.82	.000
<b>IDIAF</b>	75	13	12	78.14	.000

Source: Primary Data (2019-20)



Table.7 indicates that the summary of chi-square test of goodness-of-fit presented indicate that responses of the sample on IDDF, INPAM, IFPA, IETA and IDIAF are significantly different,  $\chi^2=120.26, 139.46, 165.86, 106.82$  and  $78.14, p < .01$ . Further, responses indicate that majority of the sample agreed on the improvement in IDDF, INPAM, IFPA, IETA and IDIAF (N = 85,89,94,82 and 75). 12 % and 11% of the sample disagreed on the improvement in IDIAF and IETA respectively. Together, sample perceived the Vana Samrakshana Samithi (VSS) programmes are effective on environmental empowerment among the respondents. Therefore the hypothesis 'There is no significant level of difference in environmental impact among the respondents after joining in Vana Samrakshana Samithi (VSS)' is rejected whereas considering (a) Improvement in decreasing dependency on Forest (IDDF), (b) Improvement in Non-Plastic area Mission (INPAM), (c) Improvement in Forest protection Attitude (IFPA), (d) Improvement in Eco-Tourism Activities (IETA) and (e) Improvement in Decreasing illegal Activities against Forest (IDIAF).

### MAJOR FINDINGS OF THE STUDY

The highest age group participation is 31-40 age group in this study. Majority of the male and female respondents (71 respondents) are married. Among the 100 respondents, 44 respondents have attained primary education. Only 7 males and 8 females are illiterate. About 98.0 percentages (98 respondents) respondents' have concreted house roofing. Out of 100 respondents, 47 and 42 respondents houses built with respectively bricks and hollow bricks. About 85 percentages (85 respondents) respondents' houses have concreted flooring houses. Majority of the respondents (83 respondents) are using LPG energy for cooking. Among the 100 respondents, 91 respondents are depending Jalanidhi pipe water connection for source of drinking water. Among the 100 respondents 10 male respondents and 11 female respondents do not have toilet facility in their houses.

Among 100 respondents, 67 respondents agreed and 18 respondents strongly agreed that the Vana Samrakshana Samithi (VSS) helped them in improving in decreasing dependency on forest. Out of 100 respondents, 49 respondents agreed and 26 respondents strongly agreed that the Vana Samrakshana Samithi (VSS) helped them in improving in decreasing illegal activities against forest. After the formation of Vana Samrakshana Samithi (VSS) in Vazhachal the tribal respondents get income through the VSS activities. Availability of income makes them confident in their life and they give up the dependency on forest and illegal activities against the forest. Out of 100 respondents, 56 respondents agreed and 33 respondents

strongly agreed that the Vana Samrakshana Samithi (VSS) activities helped them in improving in non-plastic mission concept. The VSS members are more caution on non-plastic mission and one of their activity is that daily they clean the Vazhachal eco-tourist areas and strictly warn the tourists, do not throw the plastic on road sides and tourism areas. Out of 100 respondents, 60 respondents agreed and 34 respondents strongly agreed that the Vana Samrakshana Samithi (VSS) activities helped them in improving in forest protection attitude. Among the 100 respondents, 49 respondents agreed and 26 respondents strongly agreed that the Vana Samrakshana Samithi (VSS) activities helped them in improving in eco-tourism activities. VSS activities, campaigns and trainings have supported the tribals to educate themselves and make an interest among them to protect the forest and the promotion of the eco-tourism concept.

### CONCLUSION

The forest dependent communities have great role in protection of forest and promotion of eco-tourism concept. Vana Samrakshana Samithi (VSS) structure is one of the best channels for forest protection and promotion of the eco-tourism concept with the support of local community. Tribal communities are the major forest dependent communities and their life and breath are surrounded to forest. The forest dependent communities get income through various programmes of Vana Samrakshana Samithi (VSS). When they get income and employment through Vana Samrakshana Samithi (VSS), they are very happy and they decrease dependency on forest and illegal activities against forest. The major highlights of the Vana Samrakshana Samithi (VSS) is that their activities always hold on eco-tourism promotion and follows strict measures protection eco-tourism concept. Non-Plastic area mission is being successfully maintained with the support of Vana Samrakshana Samithi (VSS) activities. The trainings of the Vana Samrakshana Samithi teach the forest protection attitude and importance of the non-plastic mission. This is not only in Vazhachal eco-tourism area but also in entire Kerala. The Vana Samrakshana Samithi (VSS) has been giving more importance to promoting eco-tourism concept among the tourist and also in their locality. The environmental protection through the Vana Samrakshana Samithi (VSS) trainings are highly commendable. After the involvement of Vana Samrakshana Samithi (VSS) the environmental empowerment among the tribals is successfully continuing. The forest protection, and eco-tourism activities are strictly monitored by the Vana Samrakshana Samithi (VSS) with the support of Kerala Forest Department.



## REFERENCE

1. Anitha, V., & Muraleedharan, P. K. (2006). "Economic Valuation of Ecotourism Development of Recreational Site in Natural Forest of Southern Western Ghats". KFRl Project, KFRl/387/03, Kerala Forest Research Institute.
2. Ecotourism in Kerala, (1999), Department of Public Relations, Govt. of Kerala
3. Ismaiel, Abuamoud, Khalid., M. Al-khalid., & Mustafa, Al-Shadiebat. (2017). "Supporting Ecotourism Through Sustainable Forest Management". *Dirast: Human and Social Science*, 43(2), 2016-33.
4. KSPB Report. (2014). "Entrepreneurialism and Environmental Sustainability Kerala". *Perspective Plan-2030, State Planning Board Report, Government Press Thiruvananthapuram*, pp.212-213.
5. Meera, Ranjith. (2004). "To Examine the Potential and Scope of Eco-Tourism in Kerala with Special Focus on Tourists to Ecotourism Destinations in Trivandrum". *Journal of Tourism & Hospitality*, Hospit 9.433, DOI 10.35248/2167-0269.20.09.433.
6. M. Muthyalu, M. (2013). "Impact of Vana Samrakshana Samithi (VSS) in forest Development Activities with special Reference to Non-Timber Forest Produce (NTFP)- An Empirical Analysis. *Journal of Business Management & Social Science Research*, ISSN No 2319-5614, Volume 2, No 2, February.
7. Periyar Tiger Reserve. (2001). "The Wild & The Wonderful : Wildlife sanctuaries and National parks of Kerala", Department of Tourism, Government of Kerala
8. Prasrithi, Srivatava. (2017). "Role of Tribal Vana Samrakshana Samithi Members in Building Environmental Protection and Eco-Tourism in Vazhachal Eco-Tourist Area in Thrissur District of Kerala". *2 Times of India*, 5 September.
9. Santhosh, P. Thampi. (2015). "Eco-Tourism in Kerala, India Lesson from the Eco Development Project in Periyar Tiger Reserve". *ECOCLUB.com, E Paper Series, Nr-13, June*.
10. Sangchumngong, A. (2018). "Development of a sustainable tourist destination based on the creative economy: A case study of Klong Kone Mangrove Community, Thailand". *Kasetsart Journal of Social Science*, [Online:1st September 2019]. Available at:  
<https://www.sciencedirect.com/science/article/pii/S2452315117304162>.
11. The International Ecotourism Society, USA, email: [ecomail@ecotourism.org](mailto:ecomail@ecotourism.org)
12. *Times of India*. (2018). "Vana Samrakshana Samithi to Help Police Keep Ponmudi Road Safe". April 15.
13. *Tourism Statistics*, Department of Tourism. (2002). Government of Kerala.



## KNOWLEDGE LEVEL REGARDING ANEMIA AMONG ADOLESCENT GIRLS IN DHARWAD DISTRICT, KARNATAKA

**Sylvia Borgis<sup>1</sup>**

<sup>1</sup>PhD Research Scholar,  
Department of Food Science and Nutrition,  
College of Community Science,  
University of Agricultural Sciences,  
Dharwad- 580 005,  
Karnataka, India

**Mahalakshmi B Kandakur<sup>2</sup>**

<sup>2</sup>PhD Research Scholar,  
Department of Food Science and Nutrition,  
College of Community Science,  
University of Agricultural Sciences,  
Dharwad- 580 005,  
Karnataka, India

**Usha Malagi<sup>3</sup>**

<sup>3</sup>Professor and Dean,  
Department of Food Science and Nutrition,  
College of Community Science,  
University of Agricultural Sciences,  
Dharwad- 580 005,  
Karnataka, India

Article DOI: <https://doi.org/10.36713/epra5485>

### ABSTRACT

*Anemia is the most common nutrient deficiency caused due to deficiency of iron, commonly found in adolescent girls and women. 'A study on knowledge level regarding anemia among adolescent girls in Dharwad District, Karnataka through assessment of the knowledge, attitude and practice among the reproductive age group' was undertaken. A questionnaire was prepared, consisting general information, knowledge level, practices followed and frequency of consumption of foods rich in iron. The government school in the village of Narendra, near Dharwad District of Karnataka State was selected for the study. The adolescent girls (N=60) studying in high school were selected for the survey. Nutritional knowledge regarding anemia was imparted to the participants. Pre and post knowledge test were compared to study impact of nutrition education. Adolescent girls belonged to age group of 14 to 16 years. Family occupation was agriculture 33 (55%) and non-agriculture 27 (45%). Significant increase was observed in knowledge level of adolescent girls from 26.50 (44.80%) in pre-test to 53.00 (87.86%) post-test with *t* – value of 8.68. No significant difference was observed in practices followed. Green leafy vegetables, other vegetables, milk and milk products were consumed on daily basis. Fruits, germinated grains and fermented foods were consumed on weekly basis. Majority of them that is nearly 70 % of adolescent girls were vegetarians and did not consume meat. Egg was consumed on a weekly or monthly basis. Among nuts, groundnut was commonly consumed. There was no much difference observed in frequency of food consumption between pre-test and post-test.*

**KEY WORDS:** Anemia, Iron, deficiency, adolescent





## INTRODUCTION

The word 'Anemia' has its origin from a Greek word meaning 'without blood'. Anemia is caused by quantitative or qualitative deficiency of hemoglobin or both and indicates the status of poor nutrition and poor health. Anemia as a condition in which the hemoglobin content of blood is lower than normal because of deficiency of one or more essential nutrients regardless of the cause of such deficiency. Iron deficiency is the most prevalent cause for anemia the world over and is affecting one out of every three inhabitants. The number of anemic people worldwide to be staggering two billion and that approximately 50 per cent of all anemia can be attributed to iron deficiency. Studies conducted in India have also reported nutritional anemia especially during the critical period of growth and development. Anemia is one among the leading cause of maternal deaths in India. Apart from the risk to the mother it is also responsible for increased incidence of premature births, low birth weight babies and perinatal mortality (Gautham *et al.*, 2004). Moreover it has been reported that more than three quarters of Indian children under the age of three were anemic. It has also been observed that there was no significant difference between rural and urban children. Unfortunately women and children are more risk prone to anemia than men. Anemia is a major global problem affecting 20 - 70 percent of the population in various countries. In India, it is an important public health problem affecting people from all walks of life (Thirumani devi and Uma 2005).

Iron deficiency anemia is a major contributory cause of lowered resistance to infection, poor cognitive development, retardation of physical and mental development, fatigue, lowered physical activity, poor mental concentration and productivity in preschool children. Iron deficiency and anemia steals vitality from the young and the old and threatens the health of women especially pregnant women. Women of reproductive age need more iron than men. The super imposed requirements related to reproduction, menstruation, pregnancy and lactation urge the need for increased requirement of iron for women of reproductive age. Hence the study on knowledge level regarding anemia among adolescent girls in Dharwad, Karnataka through assessment of the knowledge, attitude and practice among the reproductive age group' was undertaken.

## MATERIALS AND METHODS

**Development of Questionnaire:** The questionnaire was prepared, consisting information regarding general information, knowledge level regarding anemia, practices followed and frequency of

consumption of foods rich in iron. In general information questions like name, age, family size, family members, education, occupation and income were asked. Knowledge level questions included general information and causes of anemia, sources, supplements and symptoms. Practice question included cleanliness, hygiene practice and also consumption of iron/folic acid supplements. Frequency of consumption of foods such as green leafy vegetables, other vegetables, fruits, meat, egg, nuts etc were noted. Great care was taken to see that the questions in the questionnaire were unambiguous, clear, complete and comprehensive. The questionnaire was prepared in conformity with the objective of the study.

**Location of the study:** The government school in the village of Narendra, near Dharwad District of Karnataka State was selected for the study.

**Sample selection:** The adolescent school children studying in high school were selected for the survey. The sample size was 60.

**Method of data collection:** The 60 participants were asked to fill the questionnaire. They were asked to describe their personal details and general information. The participants were asked to tick Yes/No for knowledge and practice questions whereas for frequency of consumption they were asked to tick under daily, twice a week, weekly, fortnightly and monthly. Nutritional knowledge regarding anemia was imparted to the participants through power point presentation. The post knowledge test was taken using the same questionnaire. Pre and post knowledge test were compared to study impact of nutrition education.

## Statistical Analysis

Frequency and percentage was calculated for the data collected. Paired t-test was used to compare the pre and post-test. Significance level was fixed at 5 per cent. The data were analysed using MS-Excel and SPSS ver.16.0.

## RESULTS

Table 1 depicts socio-demographic profile of adolescent girls studying government school in Narendra Village, Dharwad District. The girls belonged to the age group of 14-16 years. Family size of all the adolescent girls was small which consisted of 3-6 members. With respect to the occupation of the head of the family, agriculture was the main occupation among 33 (55%) families whereas 27 (45%) families were non agriculturist. The families of all adolescent girls in Narendra belonged to middle and low income group with annual income less than Rs. 1,74,665/-.

The results on impact of nutrition education on knowledge level of adolescent girls are presented in table 2. Knowledge level questions were divided into



three sub groups based on general information and causes of anemia, iron sources and supplements and symptoms of anemia. The mean frequency values and percentage for general information and causes before education was 24.78 (41.30 %) and that after education was 54.11 (90.19%) with *t* – value of 5.70. Pre and post-test values for sources and supplements were 28.20 (47.00%) and 51.20 (85.33%) respectively with *t* – value of 4.92. Pre and post-test values for symptoms were 27.67 (46.11%) and 52.83 (88.06%) respectively with *t* – value of 4.24. The mean frequency values and percentage for overall (total) knowledge for pre test was 26.50 (44.80%) and that for post test was 53.00 (87.86%) with *t* – value of 8.68. The results were significant at 5 per cent level of significance. The nutrition education regarding anemia had any significant impact on knowledge level of school going adolescent girls by increasing their knowledge level regarding anemia.

The results on impact of nutrition education on health practices followed by adolescent girls are presented in table 3. The questions regarding

cleanliness, hygiene, health food and iron/folic acid supplements were asked. The mean for pre test was 49 with 81.66 per cent while that for post test was 51 with 85 per cent. *t* – value at 5 per cent level of significance was 1.80. There was no significant difference observed among pre and post test group. Hence the nutrition education did not have any significant impact on practices followed by school going adolescent girls.

Table 4 depicts frequency of food consumption among adolescent girls. From the table we can see that majority of the girls consume green leafy vegetables, other vegetables, milk and milk products on daily basis whereas fruits, germinated grains and fermented foods are consumed on weekly basis. Majority of them that is nearly 70 per cent of adolescent girls did not consume meat. Egg was preferred more on a weekly or monthly basis. Among nuts, groundnut was commonly consumed but majority of them did not consume nuts at all. Not much difference observed in frequency of food consumption between pre-test and post-test.

**Table 1 Socio-Demographic profile of adolescent girls**

Sl No	Demographic profile	
1	Age	14-16 years
2	Family size	Small family (3-6 members)
3	Occupation of family head	
	Agriculture	33(55%)
	Non agriculture	27(45%)
4	Family Income (annual)	Middle and Low (<Rs.1,74,665)

**Table 2 Impact of nutrition education regarding anaemia on knowledge level of adolescent girls  
N=60**

Sl. No	Knowledge level	Pre-test	Post-test	<i>t</i> – value @ 5%
1	General information and causes	24.78 (41.30 %)	54.11 (90.19%)	5.70*
2	Sources and supplements	28.20 (47.00%)	51.20 (85.33%)	4.92*
3	Symptoms	27.67 (46.11%)	52.83 (88.06%)	4.24*
	<b>Total</b>	26.50 (44.80%)	53.00 (87.86%)	8.68*

**\*Significant Mean (Percentage)**



**Table 3 Impact of nutrition education on health practices followed by adolescent girls**  
**N=60**

	Pre-test	Post-test	t - value @ 5%
<b>Practices followed</b>	49 (81.66%)	51 (85.00%)	1.80 <sup>NS</sup>

Mean (Percentage)

NS - Non significant

## DISCUSSION

According to Table 1, socio-demographic profile of adolescent girls reveals that girls belonged to the age group of 14-16 years. Family consisted of 3-6 members. Agriculture was the main occupation of head of the family that is 33 (55%) families, this may be due to the village been surrounded by agriculture land. Whereas 27 (45%) families were non agriculturist.

The families belonged to middle and low income group with annual income less than Rs. 1,74,665/-. Low income may be due to agriculture as occupation and lack of efficient returns from the yield. Other occupation included daily wage labour, driver and carpenter etc. which also does not yield more income.

The results on impact of nutrition education on knowledge level of adolescent girls are presented in table 2. From the pre test it was clear that adolescent girls of government school in Narendra had lack of knowledge regarding anemia, general information and causes of anemia, iron sources and supplements and symptoms of anemia. Similar results were reported by Angadi and Ranjitha (2016) in adolescent girls in urban slums and Pareek and Hafiz (2015) among adolescent girls. Lack of knowledge may be due to lack of nutrition education at school, lack of awareness regarding anemia, lack of information provided as to why they should consume iron/folic acid supplements, lack of health care centres and low socio-economic status of the family. Hence the nutrition education regarding anemia had an significant effect on increasing knowledge level of adolescent girls from 44.80 per cent before intervention to 87.86 per cent after intervention.

The results on impact of nutrition education on health practices followed by adolescent girls presented in table 3 shows that the nutrition education did not have any significant impact on practices followed. The is because majority of the girls that is 81.66 per cent were already following cleanliness and hygiene practice and were consuming iron rich foods like green leafy vegetables and also iron/folic acid supplements. Hence, though after imparting knowledge the percentage of girls following the practices were increased to 85 but there was no significant difference observed.

From table 4(see Appendix), consumption of green leafy vegetables, other vegetables, milk and milk products on daily basis may be due to low cost, easy availability and agriculture as the occupation where as consumption of fruits on weekly and monthly basis maybe due to lack of health awareness, cost factor and availability of fruits nearby. Majority of girls do not consume meat, maybe due to religious and cultural factor. Very less consumption of eggs, groundnut or no consumption of other dry fruits and nuts may be due to low income of the family. The frequency of food consumption before and after test did not differ much.

Mid day meal was provided at school and all the girls consumed mid day meal. The main food items were rice and *sambar*, *bisibelebath* with *khara shev*, egg occasionally, *uppittu* and *sheera* sometimes. None of the girls carry lunch box to school.

## SUMMARY

- Adolescent girls selected for study belonged to age group of 14 to 16 years.
- All the adolescent girls had small family consisting of 3 to 6 members.
- Occupation of the family was agriculture 33 (55%) in and non agriculture in 27 (45%).
- Majority of them belonged to low income group.
- Significant increase was observed in knowledge level of adolescent girls from 26.50 (44.80%) in pre-test to 53.00 (87.86%) post test with *t*-value of 8.68.
- No significant difference was observed in practices followed.
- Green leafy vegetables, other vegetables, milk and milk products were consumed on daily basis. Fruits, germinated grains and fermented foods were consumed on weekly basis.
- Majority of them that is nearly 70 % of adolescent girls were vegetarians and did not consume meat. Egg was consumed on a weekly or monthly basis.
- Among nuts, groundnut was commonly consumed. Other dry fruits and nuts were not consumed by adolescent girls.



- There was no much difference observed in frequency of food consumption between pre test and post test.

## CONCLUSION

Anemia is most common among adolescent girls. From this study it is clear that the girls had lack of knowledge and awareness regarding anemia, its causes and symptoms and treatment. Hence the nutrition education imparted increased the knowledge level significantly. Therefore for the prevention and cure of anemia and to reduce the burden of anemia on health, there is an increased need to create awareness and impart knowledge regarding anemia among adolescent girls.

## REFERENCES

1. Angadi, A. and Ranjitha, 2016, Knowledge, attitude, and practice about anemia among adolescent girls in urban slums of Davangere City, Karnataka. *Intr. J. Med. Sci. Public Health.*, 5(3): 54-57
2. Gautham, P., Yogesh, B., Tanejee, D. K. and Renuka, S., 2004, Prevalence of anemia amongst pregnant women and its socio demographic associates in a rural area of Delhi. *Indian J. Community Medi.*, 1, 22-25.
3. Pareek, P. and Hafiz, A., 2015, A study on anemia related knowledge among adolescent girls. *Intr. J. Nutr. Food Sci.* 4(3): 273-276
4. Thirumani Devi, A., and Urna, K.R., 2005, Effect of supplementation of spirulina on anaemic adolescent girls. *Indian J. Nutri. Dietetics*, 42, 12.



**APPENDIX**  
**Table 4 Frequency of food consumption among young adolescent girls**

Sl No	Food Group	DAILY		TWICE A WEEK		WEEKLY		FORTNIGHT		MONTHLY		NEVER	
		Pre-test	Post-test	Pre-test	Post-test	Pre-test	Post-test	Pre-test	Post-test	pre	post	pre	post
1	Green leafy vegetables	36 (60.00%)	38 (63.33%)	8 (13.33%)	13 (21.67%)	16 (26.67%)	9 (15.00%)	0 (0%)	0 (0%)	0 (0%)	0 (0%)	0 (0%)	0 (0%)
2	Other vegetables	47 (78.33%)	44 (73.33%)	5 (8.33%)	8 (13.33%)	6 (10.00%)	6 (10.00%)	2 (3.33%)	2 (3.33%)	0 (0%)	0 (0%)	0 (0%)	0 (0%)
3	Yellow colored fruits	6 (10.00%)	6 (10.00%)	2 (3.33%)	11 (18.33%)	44 (73.33%)	37 (61.67%)	2 (3.33%)	3 (5.00%)	6 (10.00%)	3 (5.00%)	0 (0%)	0 (0%)
4	Amla and citrus fruits	4 (6.67%)	4 (6.67%)	2 (3.33%)	2 (3.33%)	41 (68.33%)	43 (71.67%)	4 (6.67%)	4 (6.67%)	9 (15.00%)	7 (11.67%)	0 (0%)	0 (0%)
5	Milk and milk products	48 (80.00%)	48 (80.00%)	4 (6.67%)	6 (10.00%)	7 (11.67%)	5 (8.33%)	0 (0%)	0 (0%)	0 (0%)	0 (0%)	1 (1.67%)	1 (1.67%)
6	Animal foods	0 (0%)	0 (0%)	3 (5.00%)	3 (5.00%)	0 (0%)	0 (0%)	3 (5.00%)	6 (10.00%)	13 (21.67%)	10 (16.67%)	41 (68.33%)	41 (68.33%)
7	Egg	5 (8.33%)	5 (8.33%)	3 (5.00%)	3 (5.00%)	17 (28.33%)	19 (31.67%)	4 (6.67%)	7 (11.67%)	20 (33.33%)	15 (25.00%)	11 (18.83%)	11 (18.83%)
8	Germinated grains	7 (11.67%)	7 (11.67%)	9 (15.00%)	17 (28.33%)	37 (61.67%)	30 (50.00%)	3 (5.00%)	6 (10.00%)	3 (5.00%)	0 (0%)	1 (1.67%)	0 (0%)
9	Fermented products	0 (0%)	0 (0%)	8 (13.33%)	13 (21.67%)	42 (70.00%)	42 (70.00%)	4 (6.67%)	1 (1.67%)	6 (10.00%)	4 (6.67%)	0 (0%)	0 (0%)
10	Nuts	14 (23.33%)	14 (23.33%)	4 (6.67%)	4 (6.67%)	12 (20.00%)	12 (20.00%)	4 (6.67%)	7 (11.67%)	8 (13.33%)	13 (21.67%)	18 (30.00%)	10 (16.67%)

**Frequency (Percentage)**





# WOMEN REPRESENTATION AND RURAL DEVELOPMENT THROUGH PANCHAYATI RAJ SYSTEM IN INDIA- EMERGING TRENDS AND CHALLENGES

**Dr. Sanjeev.C. Shirpurkar**  
Head- Dept. Of Political- Science,  
S.K. Porwal Arts, Science & Comm,  
College, Kamptee, Dist-Nagpur,  
Maharashtra,India

Article DOI: <https://doi.org/10.36713/epra5490>

## ABSTRACT

*In our country, it has been an ancient and rich tradition of democratic decentralization through Panchayati institutions. Today, the independent India has completed 25 years on the path of democratic decentralization through the Panchayat Raj Act. During this period, more than 20 states have increased the number of seats reserved for women from 33% to 50%. In terms of number of women representatives -Jharkhand is on top in states like Rajasthan, Uttarakhand and Chhattisgarh, while Mizoram is at the bottom in this list. During the period of these 25 years, some new trends have emerged in Panchayati institutions like-Conversion of elite politics into mass politics, decline the concept of sarpanch pati, three-tier pressure on women in a three-tier Panchayati system, conflict status regarding the exercise of political rights, increase in percentage of women representatives and their political awareness, different role and different work culture of women representatives in urban and rural areas, efforts for economic self-reliance through self-help groups etc. In this era of information revolution in 21<sup>st</sup> century, these women leaders will have to be technically equipped for the practical implementation of transparent schemes like e-governance and m-governance. Today, panchayati institutions are being entrusted with the important responsibility of connecting people through various schemes related to rural India like "Make in India" and "Digital India". In such a situation, the success of the scheme like Digital Literacy Mission, Ayushyaman Bharat Yojana, Jal shakti Abhiyan, single use plastic ban and e-market plus depend to some extent on the working capacity of these representatives occupying more than half of the Panchayati posts. We can hope that maximum governance and minimum government based our Panchayati system will create immense possibilities in the female leadership, which will change the picture of rural India in the near future, it will also change destiny.*

**KEYWORDS-** Panchayati Raj, Rural Development, Decentralization, Political Awareness, Information Technology, E-Panchayat, E-Governance, Women's Reservation.

## INTRODUCTION

It is an absolute privilege of Indians that we live in the world's largest democratic nation. The success, importance and purity of any democratic nation depends on the fact that dominion power is vested in maximum number of people, the dominance of this dominating power should be more decentralized, expansion or transfer - Panchayati raj system is certainly an exemplary and praiseworthy endeavor in this direction. This system not only creates a democratic character among the people and people representatives, but also makes them capable of performing important roles at higher level in democratic system of India. In fact, India is a democratic nation as well as the village-nation. More

than 70% of India's population lives in villages and panchayats have been the basis of the socio-economic and political system of rural India.

## REVIEW OF LITERATURE

There is a rich tradition of Panchayati raj system and institutions in India. The administration was divided into two parts -"PUR" and "JANPAD" during the Ramayana period. In this period, words like "Gram", "Jayaraman" "Ghosh" were the symbol of decentralization of power. It is also mentioned in the chapter called "Shantiparva" that the smallest unit of governance was the village. In "Manusmriti"-decentralization of power, self-government and village administration were discussed. Even in the



Vedic era, organizations called "Sabha and Samiti" related to local self-government institutions existed. Many republics existed under the monarchy in the Gupta period and Chandragupt Maurya gave priority to decentralization of power. In the Mughal period, Patwari and Mahajan used to conduct the work of local institutions. In British period Panchayats existed but their influence was very less.

"According to the recommendations of Balwant Rai Mehta committee in independent India, the three tier Panchayati raj system was introduced from Nagaur (Rajasthan) on 2nd October 1959" (1). After this, Panchayati acts were passed by different states for their respective states. From time to time, several committees were set up by the central government regarding the Panchayati raj system. Adil Ali committee (1964) focused on "Gram--Sabha", the Santhanam committee (1965) recommended the representation of scheduled castes, scheduled tribes & women and also suggest to increase in Panchayati rights. Public participation was supported by Ashok Mehta and Rao committee. Lakshminal Singhvi committee (1986) was supported to free and fair election of Panchayats. In 1989, during the period of former prime-minister late Rajiv Gandhi an attempt was made to give constitutional form to Panchayati institutions through 64th constitutional amendment, but in the absence of majority in Rajya Sabha, this effort was not successful. Overall, Panchayati institutions remain part of the Directive Principles of state policy till 1992. Finally, in December 1992, the 73rd constitutional amendment act was passed by the Lok-Sabha and Rajya-Sabha, and these institutions were given constitutional recognition. After the Gazette notification on 24th April 1993, 33% seats were reserved for women at every level of the three tier Panchayati raj system and it was mentioned that the presence of one third women representatives was also necessary for quorum in the "Gram-Sabha".

## OBJECTIVES OF RESEARCH PAPER

The following two objectives have been set for the detailed analysis of this research title-

- 1) Analyze increasing female participation, emerging new trends and increasing challenges in Panchayati raj institutions,
- 2) Provide suggestions for effective solutions to these challenges.

## RESEARCH-METHODOLOGY

The research paper is purely based on secondary data. For the analysis of the research topic various books, journals and literature available on the official website have been studied. Historical, descriptive and analytical method has been used for the analysis of various facts.

## HYPOTHESIS

Regarding this research paper, it has been determined that-"The meaningful role of women in Panchayati institutions can change the destiny of rural development".

## ANALYSIS OF RESEARCH PAPER

Under Democratic decentralization, Panchayati institutions can play the most powerful role in the overall development of rural India. Today, we have completed 25 years on the democratic path through Panchayati institutions. During this period, "the number of seats reserved for women was increased from 33% to 50% in many states" (2). "According to the report of the ministry of Panchayati raj, 50% seats were reserved for women in Panchayats in 20 states like Andhra-Pradesh, Bihar, Chhattisgarh, Gujarat, Himachal-pradesh, Jharkhand, Karnataka, Kerala, Madhya Pradesh, Maharashtra, Orissa, Punjab, Rajasthan, Sikkim, Tralined, Telangana, Tripura, Uttarakhand and West-Bengal" (3).

The following table shows the number of women representatives and their percentage of representation in three-tier Panchayati institutions.

**Table-1**  
**ELECTED WOMEN,S REPRESENTATION**

Serono.	States	Gram Panchayat	Block Panchayat	District Panchayat	Total	In Percentage
1	Andra Pradesh	71996	5699	330	7805	50
2	Arunachal Pradesh	2966	625	67	3658	38.99
3	Assam	12100	1100	210	13410	50
4	Bihar	51998	5341	548	57887	45.44
5	Chhattisgarh	91469	1595	223	93287	54.78
6	Gujrat	68880	2582	526	71988	49.99
7	Haryana	28060	1258	181	29499	42.12
8	Himachal Pradesh	13409	882	127	14398	50.13



9	Jammu & Kashmir	11169	-	-	11169	33
10	Jharkhand	27664	2812	281	30757	50.60
11	Karnataka	48335	2018	539	50892	48.48
12	Madhya Pradesh	192669	3395	426	196490	50
13	Maharashtra	118496	1989	1005	121490	50.60
14	Manipur	836	0	32	868	50.38
15	Mizoram	828	-	-	828	23.64
16	Odisha	49840	3273	438	53551	49.82
17	Punjab	31373	910	110	32393	33.33
18	Rajasthan	66823	3118	586	70527	56.49
19	Sikkim	493	-	55	548	50
20	Tamilnadu	37310	2426	239	39975	33.99
21	Tripura	2760	192	54	3006	45.23
22	Telangana	48267	3249	219	51735	50
23	Uttarakhand	34106	1633	218	35957	55.66
24	Uttar Pradesh	246038	25664	1031	272733	33
25	West Bengal	24991	4743	423	30157	50.77
26	Dadar nagar haveli	43	-	04	47	34.56
27	Daman & diu	82	-	10	92	53.49
28	Goa	499	-	17	516	32.99
29	Chandigarh	49	06	03	58	34.32
30	Lakshadweep	32	-	09	41	37.27
31	Andaman nicobar	262	28	12	302	35.20
	<b>Total</b>	<b>1292203</b>	<b>75620</b>	<b>8091</b>	<b>1375914</b>	<b>44.37 Avg.</b>

Source-MoPR compilation as on 27-03-2018

It is clear from the study and analysis of the above table that Rajasthan (56.49%), the leading state in terms of female representation, while Uttarakhand (55.6%) and Chhattisgarh (54.78%) in second and third position. Similarly, there are about 12 states & Union territories where women have representation in about half or a few more places in Panchayati institutions. According to this table, women have the lowest 23.64% representation in Panchayati institutions of Mizoram. Similarly, there are 12 states where women representation is more than 50% in all level of three-tier Panchayati institutions. It is also worth mentioning here that on an average, women hold 44.37% seats in these institutions at all level.

#### **Emerging new trends regarding female representation in Panchayati raj system -**

The general trends emerging in relation to the status and role of women as a result of increasing women's reservation in Panchayati institutions are as follows-

1) Conversion of elite politics into mass politics - It has been observed that, in the early years of the implementation of this Panchayati act that women of ordinary families were not getting adequate representation in the post reserved for them. Only wives, daughters or close relatives of men who dominated politics were entering in politics by

seeking candidacy in the elections, but this situation has changed a lot in the present decade. Today, women from all the families of all classes are also victorious in elections, playing an influential role in these three-tier Panchayati institutions. Now it can be said that the elite culture of politics has been metamorphosed in to mass culture of politics.

2) Decline of the concept of sarpanch husband (pati) - There is enough truth in the fact that in the early decade most women did not want to enter in politics voluntarily despite 50% seats being reserved, but if they were given candidature, pati dev worked hard to make them win the election and as soon as the wife became sarpanch, he himself started to play the role of executive sarpanch and his wife elected by people was seen in the role of rubber stamp, it seemed that women reservation has become a mockery but in the last few years it is being seen that Three women not only winning the election on her own strength, but also showing her skill in the decision making process.

3) Three-tier pressure on women in a three-tier Panchayati system - There can be no two opinions that there is family and social pressure on women before getting elected in Panchayati institutions, but after being elected, political pressure also increases



on them, that is, women in three-tier Panchayati institutions have to face three-tier pressure. Sometime these pressures have the opposite effects on their work efficiency, political participation and decision-making ability.

4) Even mixed status with respect to exercise of political rights- Women representatives who have knowledge of their rights and duties, adequate knowledge of government policies and schemes seem to be exercising their political rights very well, but sometimes the mobilization of men, family pressure and responsibilities, social criticism, financial difficulties due to lack of financial management skills are the major problems facing by these representatives in the use of political powers or rights, that is, mixed situation can be seen in the use of political powers.

5) Increasing political awareness and percentage of women representatives-

Undoubtedly there has been a huge increase in female representation and awareness in the last 25 years and the condition and direction of this growth has also been generally positive, but the rural environment is not left untouched by money power, muscle power and man power. In such a situation, it is not easy for women to stand in the elections on their own strength, despite all these challenges increase in female representations continuing and as a result of their efforts, social and political awareness is being increased day by day in the villages.

6) The Role Of women representatives in urban and rural areas varies-

If the female representative is highly educated, economic vision is self-sufficient, she has grown up in cities or nearby towns, then she seems to play a creative role in rural development. The elected female representative of remote and inaccessible areas (Except for a few exceptions) can neither take concrete decisions, sometimes they are unable to present their ideas properly among the people, even in the decision-making process, their role is negligible.

7) Efforts for Economic self-sufficiency through self-help groups-

Today, self-help groups have been formed at almost every level of panchayats and especially women led Panchayati institutions have made rural women self-reliant to a large extent by connecting them with rural industries and discharging a strong role for rural development by encouraging each and every one.

8) Increasing influence of slogans on rural masses-

In the same way, slogans like- "Tan Ki safai-Man Ki safai", "Saf Safai-Sabko bhai". Na Gandgi karenge-Na karne denge", "Mahila padhegi-Vikas gadhegi", Gadi wala aaya ghar se kachra nikal" influenced the male and female representatives as well as the public opinion and also influence the work behavior and inspired them to move on the

development path in a clean and healthy environment.

### **Examples of notable roles of women representatives in Panchayati institutions-**

Undoubtedly, some women representatives have surprised everyone by performing very excellently through the Panchayati institutions, of which some prominent examples are being presented here-

1) Miss Chavis Ranavat (Village-Soda, District-Tonk, Rajasthan)

this women sarpanch has achieved the heights of development by constructing water supply centers, solar energy centers, roads and toilets and setting up banks in her village.

2) Miss Aarti Devi (District-Ganjam, Orissa)-

She has the distinction of being the youngest sarpanch of the country, resigned from the post of bank officer and took up the task of rural development and succeeded in providing 100% literacy to her village.

3) Miss Meena Bahan (District-vyara, Gujarat)-

She has the distinction of being the first women sarpanch of this district. She established a self-help group and encouraged strong female participation in it and made most of women of her village financially independent.

4) Vijaynagaram district-

In this district, "the goal was to construct 10,000 toilets in 100 hours under the leadership of the district collector, but 10449 toilets were constructed, in this work female and male Panchayati representatives of this district, as well as UNESCO activists and voluntary organizations discharged an important role"(4).

### **Make in India Mission and the changing role of Panchayati representatives-**

Just as the 20th century is known for drastic changes in the field of gender revolution, i.e. gender equality, in the same way the 21st century is known for the massive change in the field of information revolution. Today we live in the age of E-Governance & M-Governance. To ensure administrative transparency, these elected representatives should be technically equipped then they play an important role to achieve the goals of make in india. Gradually, along with the concept of E-Governance and M-Governance, the concept of E-Panchayat also seems to be taking shape. Today, all the schemes related to rural development are being entrusted to the Panchayati institutions to make them accessible to the people through Digital India. In the changing environment, meaningful role of women representatives is expected in various programs for rural development such as-

#### **1) Digital Literacy Mission and Panchayat-**

According to the report of the United Nations, among the deprived sections from the education,





women constitute the largest share in the world, similarly the level of female education in the world is less than half of the male education. The 2011 census data tells us that male literacy rate is 82% and female literacy rate is 63.5%. It is less than 55% in states like Uttar Pradesh, Rajasthan, Bihar etc. In this context, the National Digital Literacy Mission has been started in 2014. Under this campaign, the target is to make at least one person from each family to be digitally literate in the selected blocks under the central and state governments in India. "Among 1.3 billion population in India near about 41% population is connected to Internet connection"(5). In such a situation, the panchayat representatives can have a meaningful and important role in making rural India digital literate and to make various schemes related to rural development accessible to the people and to make active participation in it. "Internet based social media is being used by 22% mobile owners in India while on an average it is 75% globally"(6), digitally educating the public community along with the education of syllabus is very important for this purpose. Women representatives have to work simultaneously, only then it will be possible to achieve the goal of digital literacy.

### 2) Ayushman Bharat Yojana and Panchayati Raj-

This is the largest health security scheme in the world. Under this cashless scheme, "The central government will bear the cost of treatment up to RS 05 Lakhs in government and private hospitals"(7). The benefit of this scheme for the people of the lower strata of the society, such as labour, plumber etc. In Bihar near about 8 Lakhs Golden-Cards have been made through Panchayati institutions and near about 4 Lakhs families got benefit from it. The main objective of this scheme is that no sick person gets killed due to lack of money. Panchayati institutions of other states are also playing important role in present and will also play in future.

### 3) Role of Panchayati institutions in water conservation and management (Jal-shakti Abhiyan)-

It is a universal truth that life is possible only on earth in the entire universe and water conservation is necessary for life preservation. According to article 21 of the Indian constitution "pure and clean drinking water is our fundamental right"(8). Approximately 97% of the world's water is found in seas, while only 3% of the water is available under the ground or in rivers and ponds. India is ranked 133rd in world in terms of water availability per-capita. We have only 4% of the available water from rain water. The world's largest drinking water scheme is in rural India. Under the "Jal Shakti Abhiyan" a target has been set to deliver water to every household through a pipeline by 2024. In such a situation, it is the responsibility of the panchayat

representatives to play an important role in the proper management and distribution of water sources. Only 18.33% of the households in India could be connected through pipelines for water supply.

### 4) Restrictions on single use plastics and Panchayati liability-

From 2nd Oct. 2019, single used plastics has been banned. In this country 1.4-ton plastic is used every year. It is the responsibility of the panchayat representatives to restrict the single used plastic and keep in mind the goal of "Nirmal Gram Yojana".

### 5) E-Market Plus Scheme and Panchayat-

Through this scheme, "buyers and sellers can establish direct contact for the sale of rural products and conduct their business without geographical restrictions"(9). It is the responsibility of Panchayati representatives to benefit the people from the advantages of this scheme.

### 6) Video-Conferencing and Panchayat-

Video-conferencing has become an important part of the governments working today. Through this, direct contact can be established between administration and public representatives and in less time and less cost. Each representative can easily find solutions to the problem of their village

## CONCLUSION

This Panchayati system in the form of maximum government, minimum governance, is proving helpful in the establishment of responsible democracy. Under this system, all classes including women are getting ample opportunities for political participation at every level in three tier Panchayati governance. By taking advantage of this opportunity, the women leadership can make invaluable contribution towards the construction of infrastructure like education, health, roads, housing, drinking water, sanitation, environmental protection. In this entire process we should focus our attention on women development as well as the issue of development by women, only then we can realistically achieve the goal of holistic development by real analysis. In this process of the overall development of all classes, we should not forget the preservation of human values, if we maintain harmony in values and development, then only we can build strong family, society, village and the nation and this can change the picture and destiny of rural India.

## REFERENCES

- 1) [shodhganga.inflibnet.ac.in/bitstream/10603/193361/9/09\\_chapter%204.pdf](http://shodhganga.inflibnet.ac.in/bitstream/10603/193361/9/09_chapter%204.pdf) (An overview of Panchayati raj system in India).
- 2) [india.gov.in/my-government/constitution-india/amendment/constitution-india-seventy-third-amendment-act-1992](http://india.gov.in/my-government/constitution-india/amendment/constitution-india-seventy-third-amendment-act-1992).
- 3) <http://www.panchayat.gov.in> > reservation-of-women-in-pris.





- 4) *"Vijaynagaram ka 100 ghanton me 10,000 shouchalay, banane ka abhiyan"* (August,2017,pp 51),*"Kurukshehra.(publicationdivision.nic.in).*
- 5) *Sharma,Balendu ,(nov.2019), "Digital Saksharata Ki Disha Me Majboot Kadam" "Kurukshehra" ( publicationdivision.nic.in ).*
- 6) *counterview.org>2019/10/21>constraints-of-digital-literacy-in-rural-india-only-21-3-of-students-have-access-to-computers/*
- 7) *https://www.pmjay.gov.in*
- 8) *Kashyap,Subhash.c(2001)"OurConstitution",publis hed by the Director,National book trust of India,New Delhi,p-133-134.*
- 9) *india.gov.in/spotlight/government-e-marketplace-procurement-made -smart#tab=tab-1.*



## ORO-DENTAL CARE: A HOLISTIC NATURAL APPROACH

**Dr Adarsh C Ravi<sup>1\*</sup>**

<sup>1</sup>M.S Scholar,  
Department of Shalaky Tantra,  
Sri Dharmasthala Manjunatheshwara College of  
Ayurveda and Hospital,  
Hassan, Karnataka.

**Dr Deeraj B C<sup>2</sup>**

<sup>2</sup>Associate Professor,  
Department of Shalaky Tantra,  
Sri Dharmasthala Manjunatheshwara College of  
Ayurveda and Hospital,  
Hassan, Karnataka.

**Dr Ashwini M J<sup>3</sup>**

<sup>3</sup>Head of Department,  
Department of Shalaky Tantra,  
Sri Dharmasthala Manunatheshwara College of Ayurveda and Hospital,  
Hassan, Karnataka.  
\*corresponding author

### ABSTRACT

**Introduction** - Oral cavity is the mirror of the body health, it acts as gateway of the alimentary canal, guards from infections, helps in digestions of food, and also plays an adjunct role in proper speech. Long before other countries could dream about systematizing the concept of remedies for human ailments, the sages of ancient India have well explained about the holistic view of man, his health and illness. The 5000 year old Ayurveda system of medicine not only recommends some therapeutics procedures for daily usage for the prevention of oral pathology and maintenance of oral health like dantadavana (brushing teeth), jihva nirleha (tongue scraping), pratisarana (teeth and gum massage), kavala (gargling), gandoosha (oral filling) and also explains about the use of various natural herbs in oro-dental diseases.

**Methods** - The materials were collected from the classical Ayurveda literatures, magazines, research journals, as well as a comprehensive literature search in Pubmed, MedLine, Research gate, science direct, and Google Scholar databases.

**Results** - Herbs have been used in oro-dental care for centuries to prevent and control diseases. Herbal extracts are effective because they interact with specific chemical receptors within the body and pharmacodynamics of the whole drug reverts the pathology apart from its active principle. Taking into consideration the ineffectiveness, potential side effects, and safety concerns of synthetic drugs, the herbal alternatives for dental usage might prove to be advantageous.

**Conclusion** - Phytomedicine has been used in oral health and dentistry for enhancement of hygiene as well as therapeutically as an anti-inflammatory, antibiotic, analgesic, sedative and also as endodontic irrigant. Age old therapeutic procedures such as chewing sticks, gum and teeth massage, oil pulling, tongue scraping, oral filling, and herbal gargling has an important role in prevention and control of oro-dental diseases.

### INTRODUCTION

Oral diseases are one of the most important problems in public health especially in developing countries. Along with general well-being oral health is integral and relates to the quality-of-life that extends beyond the functions of the craniofacial complex. The link between oral diseases and the activities of microbial species that form part of the micro biota of the oral cavity is well studied and established. Even

though several chemical agents are commercially available, they can alter oral micro biota and have undesirable side-effects such as vomiting, diarrhea and tooth staining. Oral cavity is the mirror of the body health, it acts as gateway of the alimentary canal, guards from infections, helps in digestions of food, and also plays an adjunct role in proper speech. There is evidence that oral biofilm-associated diseases may affect systemic health by mechanisms such as



spreading infections to adjacent tissues and spaces, hematogenous dissemination of oral biofilm organisms or inflammatory mechanisms. Further, evidence suggests that oral biofilm-associated chronic periodontitis enhances the risk of coronary heart disease and cerebrovascular disease and that poor glycemic control in diabetic patients with periodontitis is a concern for clinicians.

Hence the prevention and treatment of oral diseases is not only important for maintenance of good oral health but also for general health. For prevention and the treatment of oral diseases, modern medicine has had only limited success. Oral hygiene is the practice of keeping the mouth and teeth clean for dental health and to avoid bad breath. Tooth brushing, dental floss, toothpicks and gargling are main techniques for oral hygiene in modern science. Oral health care professionals need to put home oral hygiene at the priority of their advice on preventive practice. Ayurveda is good alternative for that and may lead to the development of novel preventive or therapeutic strategies for oral health. This 5000-year-old system of medicine not only recommends treatments with specific herbs and minerals to cure various oral diseases but also recommends some daily therapeutic procedures for the prevention and maintenance of oral health and these have been proven to be safe and effective. Bacterial infections are considered as causative factors in most of the dental diseases and it has been well-documented that Ayurvedic medicament produce considerable antibacterial activity against microorganisms, including bacteria responsible for periodontitis and dental caries. According to World health Organization (WHO) 75% of the world's population uses herbs for basic health care needs. WHO has recommended for the incorporation of the traditional systems of medicine like Ayurveda into the primary health care system, for those communities where it is accepted. All the Ayurvedic medicines and local remedies are easily available in the rural areas where socioeconomic condition of the people is not good enough to buy costly toothpaste or curative medicines. *Ayurveda* must be reinterpreted in the light of our new knowledge and it must be incorporated in modern medicine along with other forms of traditional medicine.

## DANTADHAVANA

Dantadhavana means cleaning teeth by means of brushing, *Manjana*, *Pratisarana*, etc., each tooth should be brushed individually by *Kurchaka*, which is a soft tooth brush made from medicated plants. The tooth brush should be rotated over the gums and the teeth in a vertical manner i.e. from below upwards in the lower jaw and from above downwards in the upper jaw.

Biting and chewing the tips of fresh stems can make a soft brush. The stems that are indicated for dantadhavana are *Arka*, *Malati*, *Nyagrodha*, *Asana*, *Khadira*, *Karvira*, *Karanja*, *Amra*, *Arjuna*, *Katunimba*, *Apamarg*.<sup>[1-3]</sup> These stems mentioned above should be healthy, soft, and straight without any leaves and knots and picked from a tree growing in a clean place. The stem should not be dry, sticky and foul smelling. The stems should be 1 finger in breadth, 10-12 fingers in length and should have bitter, pungent or astringent taste<sup>[4]</sup>. *Swadu*, *Amla*, and *Lavana Rasa* should be avoided. Ayurveda also mentions about using of these stems according to *Prakriti* of a person. A person with *Pitta* constitution should use a bitter stem like *Katunimba*, *Arjuna*. A person with *Vata-Pitta* constitution should use a stem of *Nyagrodha* etc. A person with *Kapha* constitution should use pungent such as *Karanja* or *Arka*. Children and adults with *Vata-Pitta* constitution should use sweet stems of *Glycerrhiza*. The stem should be chewed until it is broken into a soft brush like form. *Dantadhavana* should be done twice a day followed by rinsing of mouth with hot water or cold water according to constitution. The third molars have become a vestigial structure in most persons and the cooked food sticking to the dental cervices serves as good medium for bacterial growth. Therefore, it is essential to clean and brush the teeth in the morning after getting up, after lunch and dinner or after eating anything for that matter.

The main advantages of dantadhavana are it cleans the oral cavity, keeps the oral cavity healthy by its taste. It is good exercise for periodontal ligament by masticating the stem. It removes food particles, perceives the taste better. It can be Cheap and readily available. It also Prevents pocket formation. It acts as a Cleansing agent and have gum massage action. It Leads to anchorage of teeth in bony socket and makes them immobilized.

In some of disease conditions dandadavana is been contraindicated they are *Jwara*, *Ajirna*, *Chardi*, *Swasa*, *Trishna*, *Aruchi*, *Mukhagataroga*, *Kasa*, *Netraroga*<sup>[5]</sup>etc.

In the above diseases, even though *Dantadhavana* is contraindicated it does not specifically mean that oral care is to be avoided in these disorders. While going through the literatures minutely one clearly finds different medicated formulas mentioned as a therapeutic measure and for oral hygiene even in the alone contraindicated diseases.



## JIHVA NIRLEKHANA

It is also a part of cleaning the oral cavity. Cleaning of tongue is known as '*Jihva Nirlekhana*'. A thin plate of gold, silver, copper or leaf or a thin wooden plate may be used as a tongue cleaner [6]. It should be soft and smooth with rounded edges. Its length should be ten fingers [7]. It helps to get rid of waste products of food, It helps to reduce foul smell of the mouth and improves taste sensation.

## PRATISARANA (TOOTH POWDER OR TOOTH PASTE)

They are substances used with toothbrush or other applicator on tooth surface and gingiva for cosmetic and sanitary purposes and for applying specific agents to tooth surface for preventive and therapeutic purposes. It is also used as tongue cleaner by *Pratisarana*. If a person is contra indicated for *Dantadhavana* with *Dantapavana*, then he is advised for *Pratisarana*.

## TOOTH PASTE

As general measure, one can use tooth powder consisting of equal quantity of *Shunthi*, *Maricha*, *Pippali*, *Twak*, *Lavanga*, *Tamalapatra*, *Triphala*, *Khadira* and *Saindhava* which should be used as a paste after mixing it with *Tila Taila*<sup>[8]</sup>. Before use, powder must be filtered through a fine cloth.

## SELECTION ACCORDING TO CONSTITUTION

One can use powders of *Triphala*, *Trijataka* with honey and *Saindhava* for person with *Kapha* and *Pitta* constitutions. For those with *Kapha* constitution, *Trikatu* with honey and *Saindhava* can be used as tooth paste. Massaging the gums daily with *Triphala* mixed with *Tila Taila* maintains them in healthy state.

## ADVANTAGES OF PRATISARANA

- It removes food particle.
- It removes also Impacted food between inter dental space.
- It decreases secretion of excess Saliva.
- It regenerates the gingiva and increases the keratinization.
- It increases in mitotic activity of epithelium.

## Kavala and Gandoosha

Gandusha and Kavala graha are two primary oral cleansing techniques; specialized therapy to treat as well as to prevent oral diseases. The difference between the two is only in the dosage and procedure of using the drug. In gandoosha, a medicated fluid is held mouthful for a specific period until there is lacrimation and nasal

discharge, and then the patient spits it out. In kavala graha, the mouth is only three-fourths filled with the medicated fluid; the fluid is swished in the mouth for a specific time and then spat out.

The benefits of regular gandoosha are swarabalam (strength to voice), hanubalam (strength to jaws), strength to face, ruchyam (better taste perception), drudadhantha (strong and healthy teeth), and resistance against doshaja or aaganthuja mukharogas. These oral cleansing techniques can also benefit bad breath, decay bleeding gums, dryness of throat, cracked lips and for strengthening teeth, gums and the jaw.

Ayurveda advises kawala to purify the entire system; as it holds that each section of the tongue is connected to different organ such as to the kidneys, lungs, liver, heart, small intestines, stomach, colon, and spine, similarly to reflexology. Brushing is contra indicated in the cases of mouth ulcer, fever, indigestion, those who have tendency to vomit, asthma, cough, thirst. Oil pulling can be used to clean the oral cavity in all these cases.

The exact mechanism of the action of oil pulling therapy is not clear. It was claimed that the swishing activates the enzymes and draws the toxins out of the blood. New researches have proof that the oral mucosa does not act as a semi-permeable membrane to allow toxins to pass through. The medicated oil and fluid used in Kavala and Gandoosha probably protect the oral cavity from infection and inflammation by its antioxidant property. These mechanisms could be probable mode of action for the reduction of plaque scores and colony count of the microorganisms in the oral cavity. The viscosity of used medicated oil probably inhibits bacterial adhesion and plaque co-aggregation.

## CONCLUSION

Oral diseases are one of the most important problems in public health and are on the rise in developing countries. Most of the oral diseases are caused due to the bacterial infections. The anti-bacterial activity of Ayurvedic plants are due to the presence of potential bioactive compounds, which help to reduce bacterial load in the oral cavity and thus prevent the formation of plaque, dental caries and ulcers. Phytomedicine has been used in oral health and dentistry for enhancement of hygiene as well as therapeutically as an anti-inflammatory, antibiotic, analgesic, sedative and also as endodontic irrigant. Age old therapeutic procedures such as chewing sticks, gum and teeth massage, oil pulling, tongue scraping, oral filling, and herbal gargling has an important role in prevention and control of oro-dental diseases. The



traditional knowledge of Ayurveda should be integrated with the modern dentistry. For this, the active principles of plants should be studied into modern oral health-care practices and dentists should be encouraged to use Ayurvedic remedies in various oral health treatments.

## REFERENCES

1. *Caraka samhita of Agnivesa Revised by Caraka and Drdhabala with the Ayurveda-Dipika Commentary of Cakrapanidatta and with Vidyotini Hindi Commentary by Pt. Kasinatha Sastri edited by Dr. gangasahaya pandeya, Varanasi: Chowkhamba Sanskrit Sansthan; Sutrasthana.5/73.*
2. *Sushruta Samhita with english translation of text and Dalhana's commentary along with critical notes edited and translated by Priyavrat Sharma; Chaukhambha Visvabharati, Varanasi, Chikitsasthana 24/6.*
3. *Astanga Hrdayam Translated by Prof. K. R. Srikantha Murthy; Chowkhamba Krishnadas Academy, Varanasi; Sutrasthana 2/2.*
4. *Bhavaprakasha Samhita Edited with the 'Vidyotini' Hindi Commentary, by Sri Brahmasankara Misra and Sri Rupalalaji Vaisya, 9th edition, Chaukhambha Sanskrit Sansthan, Varanasi, 1999; Purvakhanda 5/24.*
5. *Bhavaprakasha Samhita Edited with the 'Vidyotini' Hindi Commentary, by Sri Brahmasankara Misra and Sri Rupalalaji Vaisya, 9th edition, Chaukhambha Sanskrit Sansthan, Varanasi, 1999; Purvakhanda 5/37-39.*
6. *Bhavaprakasha Samhita Edited with the 'Vidyotini' Hindi Commentary, by Sri Brahmasankara Misra and Sri Rupalalaji Vaisya, 9th edition, Chaukhambha Sanskrit Sansthan, Varanasi, 1999; Purvakhanda 5/40.*
7. *Bhavaprakasha Samhita Edited with the 'Vidyotini' Hindi Commentary, by Sri Brahmasankara Misra and Sri Rupalalaji Vaisya, 9th edition, Chaukhambha Sanskrit Sansthan, Varanasi, 1999; Purvakhanda 5/41.*
8. *Caraka samhita of Agnivesa Revised by Caraka and Drdhabala with the Ayurveda-Dipika Commentary of Cakrapanidatta and with Vidyotini Hindi Commentary by Pt. Kasinatha Sastri edited by Dr. gangasahaya pandeya, Varanasi: Chowkhamba Sanskrit Sansthan; Sutrasthana.5/73.*





# MANAGERS' PROPENSITY FOR PARTICIPATIVE DECISION MAKING IN BANGLADESH AND MALAYSIA: A COMPARATIVE STUDY

**Lt Col Md Enamul Islam, psc\***  
Postgraduates Center,  
Limkokwing University of Creative  
Technology, Malaysia

**Barrister Shahrina Razzaque Juhi**  
Faculty of Business Administration,  
Bangladesh University of Professionals

**Dr Valliappan Raju**  
Post Graduates Center,  
Limkokwing University of Creative Technology

\* Corresponding Author

Article DOI: <https://doi.org/10.36713/epra5466>

## ABSTRACT

*Subordinate participation in the decision-making process has been practised extensively in developed countries for a long time. Less is known about developing and least developing nations. This study assesses the propensity for participative decision making among the managers of Bangladesh and Malaysia. The hypotheses test propensity scale among the managers of both the countries and if managers of Malaysian Industries demonstrate more propensity than Bangladeshi managers. In the process, the study assesses the similarities and differences of opinion concerning four dimensions of the participative decision-making process, i.e. organisational effectiveness, organisational culture, perceived power-sharing and mutual trust. The quantitative survey research approach found that individual differences significantly determine one's propensity for the participative decision-making process. In an independent samples t-test, Malaysian managers have shown a more significant level propensity for participative decision making than Bangladeshi managers. The study also shows that there is a significant relationship between trust and organisational culture as two important dimensions of PDM. The results of this study arise a case for managers of both countries to question their expectations about employees and disparagingly examine whether their predispositions influence their decision-making practices. The findings may provide business leaders of both the countries in these contexts with an understanding of the possible adaptation of the concept of the participative decision-making process.*

**KEYWORDS:** *Propensity for Participative Decision-Making Process, Productivity, Managing People at Work, Power Sharing, Bangladesh, Malaysia*

## 1. INTRODUCTION

Participative decision-making (PDM) is well researched, and most talk about a subject in industrial relations in the west. However, little is known in developing and least developing countries. Alsughayir (2016, p-65) explicitly mentioned that "Though PDM has been researched in developed countries, the generalizability of those findings across cultures remains an issue". PDM has little academic attention in the least and developing countries (Zubair et al. 2015). Industries that have developed a culture to allow employees to take part in the

decision-making process have increased in productivity and less resistance to change (Chan et al. 2016; Elele and Fields 2010; Parnell 2010; Timming 2015). This trend advocate that many employees desire a more significant role in decision making and PDM is likely to promote job satisfaction, increase productivity, sustained organisational performance, organisational learning, improved leader effectiveness, and ultimately increase overall performance.

Bangladesh is one of the least developed countries that has all positive signs of becoming an



emerging developing nation in the Asian economy. The country has remarkable growth in industrialisation since the inception of the free economy from the late nineteenth century (Al-Amin et al. 2018; Mahmood and Absar 2015; Sayed et al. 2017). Despite an abundance of technical and non-technical human resource, the productivity in the manufacturing industry is not up to the mark (Dutta and Islam 2016). Farhana and Cheazlantaib (2018) in their recent study opined that entrepreneurs' extreme desire to make a profit, the relentless effort for production cost reduction, the stubborn attitude of lower and middle-level managers have resulted in skirmishes, riot, and chaos in the promising industry. The textile industry, on the other hand, is more sensitive, often workers are found on the street making protest and claiming their legal right. Employees voice in the decision-making process technique should have been used to mitigate the unwanted situation (Mohiuddin 2018).

The Malaysian economy is growing rapidly. The country is about to touch the threshold of development in all index maintained by the United Nations. Rapid industrial growth, peaceful industrial relation, workers social security, and recognised workers voice in the decision-making process has boosted the industrial prosperous (Koen et al. 2017). Employees enjoy great freedom in expressing their opinion on decision-related to industrial productivity (Nor et al. 2017; Salaudin and Shahrul Nizam 2014).

A comparative study may assist Bangladeshi business entrepreneurs in understanding as to what is going wrong and how PDM can be ensured in business enterprises. This study joins a queue in the propensity for participative decision-making (PPDM) initiated by Parnell (2010) and Parnell and Bell (1994) to assess managers' predisposition for adapting or rejecting PDM in the organisation concerning four dimensions of PDM. The authors considered organisational effectiveness, organisational culture, perceived power-sharing, and managers' commitment as dimensions of PDM. However, literature (as will be revealed in an upcoming discussion in the literature review) mutual trust between worker and manager has a significant relation with ones' proclivity for PDM. Therefore, this study tried to identify this relationship in the Bangladeshi context.

This objective of this quantitative research study is to understand the similarity and difference of opinion of managers PPDM and to find out the propagated relation between trust and PPDM. The following sections highlight research on PDM and the management context of the two Asian nations (Malaysia and Bangladesh). The results of the survey are analysed and presented, followed by discussion and future research guidelines.

## 2. LITERATURE REVIEW

### 2.1 The PDM

PDM refers to consensus in decision-making. Here individuals or groups can have a say in the decision-making process. Their opinion/s are valued, recognised, and the decision is taken jointly. PDM is concerned with how the employee can participate in organisational decision-making system, the degree of employee involvement, and how they will involve or make a contribution (Ritesh, Rambir, and Kumar 2015). PDM is crucial for achieving organisational effectiveness and increase productivity. Participative decision-making increases job satisfaction and morale if an ideal participatory decision-making environment can be created in an organisation (Scott-Ladd and Verena 2004). Managers should take necessary endeavours to ensure that a balance is created among task attributes, performance, and reward which will give them satisfied and committed employees. (S Pavan Kumar and Saha 2017) in their study opined that PDM has a strong correlation with job satisfaction and organisational effectiveness. (Parnell and Bell 1994) Have developed a propensity scale, best known as Propensity for Participative Decision-Making Scale (PPDM). The authors claimed that they have successfully measured managers' penchant for a participative decision-making system considering two dimensions of PDM (organisation effectiveness and power-sharing attitude) in manufacturing industries in the USA. Later (Parnell and Crandall 2000) have evaluated the previous propensity scale developed by Parnell and Bell (1994) and added two more dimensions (organisational culture and manager's commitment).

### 2.2 The PPDM

While PDM refers to the procedure or mechanism of a system where members of an organisation participate in discussing various issues and finding alternative solutions, PPDM refers to the predisposition or willingness of the persons involved in PDM. Scholars suggest that employees often desire for PDM regardless of their levels of influence on the organisation. Employees will always want to participate in PDM, but their desire will not have any positive impact on decision-making outcomes if management does not view their desire positively (Tandin 2015). Russ (2013), in his study, explicitly narrated that managers' attitude to solicit others' input in the decision-making process is crucial for organisational success. PDM is usually a process where participant at all level of any organisation meets together to discuss issues about them or the organisation. Here everyone has a voice and can contribute. PDM is democratic. None should be over-enthusiastic or forcing others to implement his or her idea or opinion forcibly.

One's propensity for PDM demonstrates his concern regarding PDM outcome. Researcher around



the globe has proofed that PDM has an absolute specific benefit. Many factors are influencing the development of PDM. Recent studies revealed that managers' propensity is significant for PDM success (Parnell 2010; Parnell and Crandall 2000; Parnell, Koseoglu, and Dent 2012; Tandin 2015).

### 2.3 PDM in Malaysia

Employee participation in decision making is widely used and common practice in Malaysia. Employee participation in the form of a quality circle, suggestion team, total quality management, labour-management committees, joint consultative councils are widely used in Malaysia (Salaudin and Shahrul Nizam 2014). Malaysia is considered as a perfect place to study PDM (Raida 2013). In a study of PDM in manufacturing industries in Batu Pahat, Malaysia, Chan et al. (2016) argued that managers in manufacturing industries of the understudy manufacturing industry had shown a moderate level of PDM. A study on PDM conducted by Carolyne (2014, p-8) while citing (Parasuraman et al. 2011) argued that "in Malaysia employee involvement is referred to as indirect participation, which takes place through an intermediary of employee representative bodies."

PDM is focused and moderately researched in Malaysia. There is a mixture of multinational companies operating in Malaysia, having entrepreneurs from both developed and developing nations. These international companies mostly influence Malaysian business culture. As such, PDM, which was once best known and practised in the west, is now available in Malaysia as well (Nor et al. 2017; Parasuraman 2007; Raida 2013). Singh (2009) while discussing the manager's willingness for PDM has argued that Malaysian managers in private sector undertakings have more propensity towards PDM than public sector undertakings. Shaed et al. (2015) in a review paper on the PDM study opined that PDM study in Malaysia was confined to find out the correlation with job-satisfaction, productivity, trust, organisational performance. Their research also identified that the Malaysian manager's PPDM mainly focused on indirect participation.

### 2.4 PDM in Bangladesh

PDM study in the context of Bangladesh is infrequent. There is no unified database from where someone can get a complete picture of a PDM study in Bangladesh. However, some studies could be noticed in the internet search. Mohammad Nurul, Mohammad Tahlil, and Sadia (2010) research on human resource management practice in Bangladesh opined that, like other developing nations, human resource management study did not find enough space in scholarly kinds of literature in Bangladesh. Islam and Eva (2017) conducted the most recent research on the application of McGregor's Theory X/Y in Bangladeshi Banking industry opined that

managers in most bank branches behave rudely with the employees. Despite having the best opportunity to make the right quality decision (since maximum employees in the banks are highly educated) in a participative decision-making style, most managers take solo decisions and forced to implement those. Managers stubborn attitude, unwilling to share decision-making power, bare minimum negotiation skill, knowledge and experience of employees regarding PDM are found posing impediment for a PDM environment (Al-Amin et al. 2018; Hasan Riyadh and Zaman 2016; Hossan, Rahman Sarker, and Afroze 2012; Md. Nurun Nabi et al. 2017; MENENDEZ et al. 2013).

Managers' willingness to adapt PDM concepts seriously hamper organisational effectiveness. Talukder, Blackman, and Abdullah (2016) in their study could critically examine the role of experience in decision making and commented that managers' bias towards the PDM environment is very meagre in Bangladesh. The hierarchal clan type organisational set up gives too much power to the managers, not realising that employees can put up better options in decision-making to find alternative solutions. Ali, Khaleque, and Hossain (1992), in their study, opined that management in Bangladesh still holds the traditional view of the management system. Managers of manufacturing industries in Bangladesh like to use centralisation of authority and control. Managers believe that decision making is their prerogative, and only management should make the decision, and employees should obey those without question. A tripartite decision-making concept as propagated by the International Labour Organisation (ILO) is in practice, especially in the garments industries. The worker's representatives, the employee, and representative from the government should seat together once in every three months to discuss dispute if any. This concept is otherwise known as "Social Dialogue". In Bangladeshi business culture, values, and ethics such as obedience, submission, adhering seniors order, and respect for authority are highly emphasised (Arumugam and Balasundaram 2010).

### 2.5 The PPDM and Trust

To measure specific psychological attributes, one should if possible, have a tool to measure it. It saves time, effort, and money if already examined, and a successful measurement scale is available in the literature (Sekaran and Bougie 2016, p-197). This study has used a PPDM scale developed by Parnell and Bell (1994), a few years after 1994, the scale was modified by Parnell and Crandall (2000). The scale was also used by a few other researchers to determine managers' propensity in various cultural dimensions (Parnell 2010; Parnell et al. 2012; Ritesh et al. 2015). The modified scale has 20 items with general demographic data. The author studied four



dimensions, i.e. organisational effectiveness, organisational culture, power-sharing, and commitment. However, the literature suggests that trust is a very crucial dimension that determines one's propensity for decision making. This study also considered trust to be another essential dimension leaving managers' commitment dimension unattended.

Tzafir and Dolan (2004, p-128) developed a scale to measure the degree of trust between employer and employee. The scale has 16 items considering a five-point Likert scale ranging one as strongly disagree while five as strongly agree. The author argued that the trust scale could measure the level of trust in any organisation. The author explicitly mentioned that "by asking respondents to indicate their level of trust in the manager or employee, and to give their perception of that manager or employee, managers can compare each department's average trust score with the scores of other departments." This study will compare the average trust score of managers of both countries.

## 2.6 The Rationale for This Study

In the "lens" (or "keyhole") comparison, in which PDM in Bangladesh is weighing less heavily than PDM in Malaysia. The PDM in Malaysia is used as a lens through which to view PDM in Bangladesh. In recent studies, researchers have shown interest to study PDM in Malaysia in various dimensions. The literature review identified that Malaysian industrialists have positively agreed to follow consensus in decision-making that gives them increased productivity and enhanced organisational effectiveness. The study conducted by Saludin and Shahrul Nizam (2014) suggest that Malaysian Multinational Companies have increased productivity following PDM techniques. Over a few years, the Malaysian industry has rapid productivity growth. Malaysian industrial culture is influenced by Japanese and Chinese culture that promote consensus in decision-making in both formal and informal ways. On the other hand, Bangladeshi managers are yet to view the PDM positively (Khandakar, Khadija, and Sarmin 2018).

M. A. Akkas, Anannay Chakma, and Mohammad Iqbal Hossain (2015) argued that managers' unwillingness, mistrust between employer and employee, fear of losing executive power, and powerful political influence are primarily responsible for poor industrial relation. Ali et al. (1992) studied how a forced PDM in textile industries failed in 1991. The authors argued that managers' stubborn attitude and poor academic knowledge are the main barriers in the implementation of PDM in Bangladesh. Even after many years, researchers have found that not much improvement has taken place in managerial attitude for PDM in Bangladesh (Islam, Nilufar, and Mohammad 2018; Khandakar et al.

2018). Parnell et al. (2012) compared the manager's propensity between the USA and Turkish managers. These countries are not at par in any social, economic, or organisational culture. A comparative study is better suggested where comparable items should be close in nature and dimension. Therefore, this study finds it is suitable to compare the managerial attitude for PDM in Bangladesh and Malaysia since both nations have similarities in the context of religion, national, and organisational culture. Thus, a hypothesis can be derived that Malaysian managers are likely to demonstrate a higher-level score in PPDM and trust scales than Bangladeshi managers ( $H_1$ ).

PPDM study was confined with four dimensions of PDM (Parnell and Bell 1994; Parnell and Crandall 2000). However, the literature suggested that trust between managers and employees is also an essential dimension of PDM. One's propensity can not be confirmed concerning PDM if there are a communication gap and mistrust exists (Russ 2011, 2013). An empirical study is essential to identify if there is any relationship between trust and PPDM. Thus, we can hypothesise that a significant relationship exists between trust and PPDM ( $H_2$ ).

## 3. RESEARCH METHODOLOGY

This study follows a cross-sectional quantitative research approach. Data were collected at one point in time. Both Parnell and Crandall's (2001) refined the PPDM scale, and Tzafir and Dolan (2004) trust measuring scale were used to identify the degree of managers PPDM in both countries concerning the four dimensions of PDM. Demographic questions were also included, such as age, gender, service length, managerial experience, and position in the organisation to get the demographic profile of the respondents.

Samples from Bangladesh were selected from eight industries from the manufacturing sector and two industries from the service sector. Samples were randomly chosen with assistance from the senior manager (focal point officer) from each industry. The questionnaire was translated into the Bengali language by a bilingual academic who is also a senior manager in the service sector. The sample included managers at the top, medium, and shop floor level managers having at least a minimum five-year service experience. The reason behind selecting a specific service length manager was with the assumption that these managers will have better assimilation of the questionnaires because of their experience as a manager. A total of 146 respondents could complete the questionnaires out of 185 distributed instruments.

Samples from Malaysia are drawn from five manufacturing industries and two industries from the





service sector. The samples were randomly selected from the top, middle, and lower-level management from each industry. Respondents were confident to answer the questionnaire in English. A total of 179 respondents out of 185 distributed instruments could correctly answer the queries. A total of 370 instruments were distributed in both the countries and 325 instruments were useable, making it 87.83 %, which is entirely satisfactory. In this study, the obtained Cronbach's  $\alpha$  for the overall scale was 0.784, and the reliability coefficients for the subscales PPDM scale were .770 while the trust subscale accounted for .641.

#### 4. FINDINGS AND DISCUSSION

##### 4.1 Descriptive Statistics

Samples were distributed across three management levels in both samples, where lower and middle managers comprising the largest groups. The age ranges from 28 years to 59 years. The average age for the composite sample group was 40.741, with a standard deviation of 6.65. The number of female respondents was more in Malaysia (35 out of 179) than in Bangladesh (15 out of 146). A summary of various statistics is shown in Table 1. From this table, two deductions can be drawn. The first is that female participation in a managerial role in Malaysia is more than that of Bangladesh. The second is that the respondent was mostly middle and lower-level managers whose view on PDM is fundamental since these groups play a vital role in the decision-making process.

**Table 1 The Samples: Frequency and Descriptive Data**

Description	Frequencies	Composite (n-325)	Malaysia Only (n-179)	Bangladesh Only (n-146)
Gender	Male	275	144	131
	Female	50	35	15
Management Level	Top	31	19	12
	Middle	184	99	85
	Lower	110	61	49

Source: Primary Data

**Table 2 portrays that the average age is almost the same in both the countries and service experience varies very little.**

Description	Composite (n-325)		Malaysia Only (n-179)		Bangladesh Only (n-146)	
	Mean	Std. Deviation	Mean	Std. Deviation	Mean	Std. Deviation
Age	40.71	6.65	40.65	6.83	40.79	6.45
Service Experience	4.51	1.17	4.55	1.18	4.47	1.16

Source: Primary Data Analysis

##### 4.2 Inferential Statistics

The data were found normally distributed; therefore, an independent samples t-test was conducted to compare the level of PPDM demonstrated by Malaysian and Bangladeshi samples. There was a significant difference in scores between the two groups ( $p < 0.05$  in all four dimensions). The Malaysian samples scored higher

than Bangladeshi samples along all four dimensions of PDM (see Table 3 and 4 for detail information). The test proofed that the assumption of  $H_1$  is supported rejecting the null hypothesis. Malaysian managers have more propensity for a consensus decision-making process in all four dimensions of PDM.





**Table 3 Mean Comparison**

Group Statistics				
	Country	N	Mean	Std. Deviation
Org_Eff	Bangladesh	146	23.1781	5.34685
	Malaysia	179	24.9497	4.57187
Org_Cul	Bangladesh	146	20.2055	3.81272
	Malaysia	179	22.8659	3.78998
Trust	Bangladesh	146	16.6027	3.94353
	Malaysia	179	17.8492	3.30213
Power_Share	Bangladesh	146	28.3699	6.46904
	Malaysia	179	31.0056	5.54299

Source: Primary Data Analysis

**Table 4 Independent Sample t-Test**

Independent Samples Test											
		Levene's Test for Equality of Variances		t-test for Equality of Means						95% Confidence Interval of the Difference	
		F	Sig.	t	df	Sig. (2-tailed)	Mean Difference	Std. Error Difference	Lower	Upper	
Org_Eff	Equal variances assumed	3.607	.058	3.219	323	.001	1.77164	.55032	2.85429	.68898	
	Equal variances not assumed			3.169	286.505	.002	1.77164	.55909	-2.87209	.67119	
Org_Cul	Equal variances assumed	.003	.959	6.278	323	.000	2.66044	.42378	-3.49417	1.82672	
	Equal variances not assumed			6.274	309.267	.000	2.66044	.42404	3.49482	-1.82607	
Trust	Equal variances assumed	3.164	.076	3.101	323	.002	1.24642	.40193	2.03715	-.45569	
	Equal variances not assumed			3.046	282.901	.003	1.24642	.40919	2.05186	-.44099	
Power_Sharing	Equal variances assumed	4.926	.027	3.955	323	.000	2.63572	.66648	3.94690	-1.32454	
	Equal variances not assumed			3.893	286.862	.000	2.63572	.67696	-3.96817	1.30328	

Source: Primary Data Analysis

The second hypothesis was to test the relationship between trust and PPDM. A Pearson product-moment correlation coefficient was computed to assess the relationship between the attitude of managers of both the countries (see table 5 and 6). There was a positive correlation between the two variables,  $r = 0.392$ ,  $n = 325$ ,  $p = 0.000$ . Overall, there was a medium  $\{(0.392 * 0.392) = 0.1536$  or

15.36%} positive correlation between trust and PPDM. The higher the level of trust between manager and worker, the higher will be a ones' proclivity for PPDM. Thus we can conclude that the trust dimension of PDM is also a predictor of PPDM. Therefore, we can summerise that  $H_2$  is also supported.



**Table 5: Descriptive Statistics**

Descriptive Statistics			
	Mean	Std. Deviation	N
Trust	17.2892	3.65183	325
PPDM	19.6708	3.48621	325

Source: Primary Data Analysis

**Table 5: Correlations**

		Trust	PPDM
Trust	Pearson Correlation	1	.392**
	Sig. (2-tailed)		.000
	N	325	325
PPDM	Pearson Correlation	.392**	1
	Sig. (2-tailed)	.000	
	N	325	325

\*\* . Correlation is significant at the 0.01 level (2-tailed).

Source: Primary Data Analysis

### 4.3 Discussion

From the statistical analysis, we can argue that the Malaysian manager is showing a strong penchant for PDM than Bangladeshi managers. Despite having a similarity in religion, social culture index as maintained by Hofstede, the influence of multinational companies in the national culture, managers at Malaysian business organisation have more predisposition for PDM. PDM may be augmented by the trust dimension as this study finds a relationship between trust and PPDM. Trust is believed to be an essential dimension of PDM culture in any nation. The result of this study did not find any relation between age and service experience of managers that may have some influence on one's predisposition for PDM.

### 5. CONCLUSION AND GUIDELINE FOR FUTURE RESEARCH

PDM in any organisation is crucial for increasing productivity. The PPDM scale appears to provide a valid measure of the propensity for participative decision making in Malaysia and Bangladesh. Malaysian managers have shown a high-level score in propensity scale seem to have incorporated participative decision-making approaches as a means of improving their organisational effectiveness and productivity. Entrepreneurs in Bangladesh might get some crucial information from this study as to the predisposition required for the adaption of rejection of PDM in their business. There are certain limitations to this study. The number of samples should have been more, and the trust dimension of PDM should have been studied more with another dimension to find out the generalizability. The researcher came across some problems with the language of the instrument while dealing with Malaysian Managers at a lower level. However, mid-

level and senior managers' cooperation and assistance helped to overcome this impediment.

Several realistic avenues have been identified for future research. The present study provided general support for the PPDM study initiated by Parnell and Crandall (1994), but further modifications may be appropriate considering other important dimensions like job satisfaction, codetermination, and gender issues.

### REFERENCES

1. Adams, Barbara D., Jessica A. Sartori, Carol Mccann, and Barbara D. Adams. 2006. "Validating the Trust in Teams and Trust in Leaders Scale." *Human System (January)*.
2. Al-Amin, Md, Md Faisal Maruf, Shezanul Haq, and Abu Sayed Wali. 2018. "Employee Engagement Drivers in Bangladesh: A Case Study of Foreign and Local Pharmaceutical Companies." *Australia and New Zealand Journal of Social Business, Environment and Sustainability* 5(1):46-63.
3. Ali, M. R., A. Khaleque, and M. Hossain. 1992. "Participative Management in a Developing Country: Attitudes and Perceived Barriers." *Journal of Managerial Psychology* 7(1):11-16.
4. Alsughayir, Abdulrahman. 2016. "Employee Participation in Decision-Making (PDM) and Firm Performance." *International Business Research* 9(7):64.
5. Arumugam, Subramaniyam and Nimalathasan Balasundaram. 2010. "Industrial Relation System: Lessons for Bangladesh and Sri Lanka from the Japanese Perspective." *Petroleum-Gas University of Ploiesti BULLETIN LXII(1):52-60*.
6. Black, J. Stewart and Hal B. Gregersen. 1997. "Participative Decision-Making: An Integration of Multiple Dimensions." *Human Relations* 50(7):859-78.
7. Carolyne, Walubengo N. 2014. "Perceived Factors Affecting Employee Participation in Policy Formulation At the Baraka Health Centre Mathare Slums Nairobi, Kenya." *The University of Nairobi*.



8. Chan, Shiau Wei, Abdul Razak Omar, R. Ramlan, Siti Sarah Omar, Khan Horng Lim, and Izzuddin Zaman. 2016. "Assessing Participation in Decision-Making among Employees in the Manufacturing Industry." ICIMS 2016 - 2016 3rd International Conference on Industrial Engineering, Management Science and Applications (c):1-5.
9. Cheng, Hong, Feifei Song, and Dandan Li. 2017. "How Middle Managers' Participation in Decision-Making Influences Firm Innovation Performance: Evidence from China Employer-Employee Data." *Chinese Management Studies*, 11(1).
10. Cotton, John L. Jhon L., David A. Vollrath, Kirk L. Krik L. Kirk L. Froggatt, Lengnick-hall Mark L., Jennings Kenneth R., Mark L. Lengnick-Hall, and Kenneth R. Jennings. 1988. "Employee Participation: Diverse Forms and Different Outcomes" edited by S. Ivanko, *Dr The Academy of Management Review* 13(1):8-22.
11. Driscoll, James W., 1977. *Trust and Participation in Organisational Decision Making as Predictors of Satisfaction*. WP 898-77. Massachusetts.
12. Dutta, Bipasha and Kazi Maruful Islam. 2016. "Role of Culture in Decision Making Approach in Bangladesh: An Analysis from the Four Cultural Dimensions of Hofstede." *Bangladesh E-Journal of Sociology* 13(2):30-39.
13. Elele, Joyce and Dail Fields. 2010. "Participative Decision Making and Organizational Commitment." *Cross-Cultural Management: An International Journal* 17(4):368-92.
14. Farhana, Rashid and Cheazlantaib. 2018. "An Analysis of Human Resource Management Practices in Bangladesh Ready-Make Garments Sector." Pp. 14-20 in *Proceedings of 97th The IRES International Conference*. Pattaya: The IRES.
15. Hasan Riyadh, Md. Hamed and Sonia Zaman. 2016. "Labor Law Practice in Bangladesh: A Comparative Study between Local/ Govt. Organisations and Foreign Organizations/MNCs Operating in Bangladesh." *IOSR Journal of Business and Management* 18(09):21-29.
16. Hossan, Chowdhury Golam, Md. Atiqur Rahman Sarker, and Rumana Afroze. 2012. "Recent Unrest in the RMG Sector of Bangladesh: Is This an Outcome of Poor Labour Practices?" *International Journal of Business and Management* 7(3):206-18.
17. Islam, Md Enamul, Yasmin Mst Nilufar, and Farooq Mohammad. 2018. "Corporate Social Responsibility of RMG Industry to Secure Future Vulnerability on Workers Retired Life." *Global Journal of Management and Business: A Administration and Management* 18(7):1-15.
18. Islam, Saiful, and Sharmin Akter Eva. 2017. "Application of Mcgregor's Theory X and Theory Y: Perception of Management toward the Employees in the Banking Industry of Bangladesh." *The International Journal Of Business & Management* 5(11):135-45.
19. Kazi, Shaidul. 2009. "Managerial Decision-Making Style: India, Bangladesh, and Finland. Cultural Side of the Game." *Tampere University of Applied Sciences Review* 12(1):1-8.
20. Khandakar, Shariful Alam, Huq Khadija, and Sultana Sarmin. 2018. "Perception of Employees Regarding Participation in Decision Making and Problem Solving: A Study On Different Branches of Banks in Dhaka City ." *ABC Research Alert* 6(1):77-90.
21. Koen, By Vincent, Hidekatsu Asada, Stewart Nixon, Mohamed Rizwan, Habeeb Rahuman, and Abu Arif Mohd Zeid. 2017. *All Economics Department Working Papers Are Available at Www.Oecd.Org/Eco/Ecoworkingpapers Member Countries. The Opinions Expressed and Arguments Employed Are Those of the Author ( S )*. I. Latvia.
22. Kumar, S Pavan, and Shilpi Saha. 2017. "Influence of Participation in Decision Making on Job Satisfaction, Group Learning, and Group Commitment: Empirical Study of Public Sector Undertakings in India." *Asian Academy of Management Journal* 22(1):79-101.
23. Kumar, S. Pavan, and Shilpi Saha. 2017. "Influence of Trust and Participation in Decision Making on Employee Attitudes in Indian Public Sector Undertakings." *SAGE Open* 7(3):1-13.
24. M. A. Akkas, Anannay Chakma, and Mohammad Ikbal Hossain. 2015. "Employee-Management Cooperation: The Key to Employee Productivity." *Journal of US-China Public Administration* 12(2):81-88.
25. Mahboob, Md Alam. 2017. "The Impact of National Culture on the Organizational Culture: Multinational Companies Doing Businesses in Developing Countries." *Thesis Archive, University of Gavle*.
26. Mahmood, Monowar and Mir Mohammad Nurul Absar. 2015. "Human Resource Management Practices in Bangladesh: Current Scenario and Future Challenges." *South Asian Journal of Human Resources Management* 2(2):171-88.
27. Md. Nurun Nabi, Islam. Md. Monirul, Tanvir Mahay, and Md. Abdullah Al Hossain. 2017. "Impact of Motivation on Employee Performances : A Case Study of Karmasangsthan Bank Limited, Bangladesh." *Arabian Journal of Business and Management Review* 7(1):1-8.
28. Menendez, Robert, Daniel e. O'Brien, Lester e. Munson, Barbara Boxer, and Benjamin L. Cardin. 2013. "Worker Safety and Labor Rights in Bangladesh ' S Garment Sector."
29. Miah, Mohammad Khasro and Mahmudul Mohammad Islam. 2017. "Human Resource Management Practices and Organisational Performance: Evidence from Japanese and US Subsidiaries / Joint Venture in Bangladesh." *Journal of Human Resource Management* XX(1).
30. Milonga-Monga, Jeremy, Melinde Coetzee, F. V. N. Cilliers, Jeremy Mitonga-Monga, Jeremy Mitonga-Monga, Melinde Coetzee, F. V. N. Cilliers, and Jeremy Mitonga-Monga. 2012. "Perceived Leadership Style and Employee Participation in a Manufacturing Company in the Democratic Republic of Congo." *African Journal of Business Management* 6(15).
31. Mohammad Nurul, Absar, Azim Mohammad Tahlil, and Aktar Sadia. 2010. "Research on HRM Practices in Bangladesh: A Review of Literature and Directions for Future Studies." *Management and Development* 27(3):19-33.
32. Mohiuddin, A. K., 2018. "An A-Z of Pharma Industry Review: Bangladesh Perspective." *PharmaTutor* 6(12):64-78.
33. Nerdinger, Friedemann W. 2008. "Employee Participation and Organizational Culture."



- Zeitschrift Fur Personalforschung 22(2):107–10.
34. Nor, Siti, Adawiyah Azzahra, Khatijah Omar, Mohd Shaladdin Muda, and Jumadil Saputra. 2017. "Time Management and Work Performance among Female Workers in Malaysia." *International Journal of Advanced and Applied Sciences Motivation* 4(12):273–80.
35. Paine, Katie Delahaye. 2003. "Guidelines for Measuring Trust in Organizations By Guidelines for Measuring Trust in Organisations." *IPR Commission on Measurement and Evaluation* 2(1).
36. Parasuraman, Balakrishnan. 2007. "An Examination of Employee Participation in the Private Sector: Malaysian Case Studies." 1st ed., University of Wollongong.
37. Parnell, John A., 2010. "Propensity for Participative Decision Making in Latin America: Mexico and Peru." *International Journal of Human Resource Management* 21(13):2323–38.
38. Parnell, John A. and Edward D. Bell. 1994. "The Propensity for Participative Decision Making Scale." *Administration & Society* 25(4):518–30.
39. Parnell, John A. and William Crandall. 2000. "Rethinking Participative Decision Making." *Personnel Review* 30(5):523–35.
40. Parnell, John A., Mehmet Koseoglu, and Eric Dent. 2012. "Propensity for Participative Decision Making (PPDM) In Turkey and the USA." *SSRN* 5(3):278–304.
41. Raida, Abu Baker. 2013. "Understanding Factors Influencing Employee Engagement: A Study of The Financial Sector in Malaysia." 1st ed., RMIT University.
42. Ritesh, Verma., Rambir, and Amit Kumar. 2015. "Leadership Behaviour and Employee Participation in Organizational Decision Making." *International Research Journal of Management Sociology & Humanity* 6(5):20–32.
43. Russ, Travis, L., 2011. "Theory X/Y Assumptions as Predictors of Managers' Propensity for Participative Decision Making." *Management Decision* 49(5):823–36.
44. Russ, Travis, L., 2013. "The Relationship between Theory X/Y: Assumptions and Communication Apprehension." *Leadership & Organization Development Journal*, 34(3):238–49.
45. Salahuddin, Nasir Mohammad and Salaudin Shahrul Nizam. 2014. "The Impact of Employee Participation Perceptions on Improved Productivity, Teamwork Effectiveness and Organizational Commitment in MNCs: A Malaysian Case Study." Pp. 1–11 in *National Symposium & Exhibition on Business & Accounting*. Kuala Lumpur: MGHR011.
46. Sayed, Mia Md Abu, Nur Md Alam, Farid Ahamd, and Kamal Uddin. 2017. "Footwear Industry in Bangladesh: Implementation of Six Sigma Methodology." *Industrial Engineering & Management* 06(02).
47. Scott-Ladd, Brenda and Marshal Verena. 2004. "Participation in Decision Making: A Matter of Context?" *A Service Quality Model and Its Marketing Implications* 25(4):646–62.
48. Sekaran, Uma and Roger Bougie. 2016. *Research Methods for Business*. 7th ed. West Sussex: John Wiley & Sons Ltd.
49. Shaed, Maslina Mohammed, Suraiya Ishak, and Zaimah Ramli. 2015. "Employee s' Participation in Decision Making ( PDM ): A Literature Survey." *Malaysian Journal of Society and Space* 13(11):142–55.
50. Shakil, Hedayet Islam. 2018. "Policy-Making Process in Bangladesh Policy-Making Process in Bangladesh Introduction: Understood as the Moment in Which Social." (November 2016).
51. Singh, Sharan Kaur Garib. 2009. "A Study on Employee Participation in Decision Making." *UNITAR E-Journal* 5(1):20–38.
52. Talukder, Majharul, Deborah Blackman, and ABM Abdullah. 2016. "Antecedents of Successful Decision Making: The Role of Experience, Decision Environment and Decision Type." *International Review of Business Research Papers* 10(2):81–97.
53. Tandin, Chapel. 2015. "Participative Behaviour Of Organisational Leaders: The Perspective Of The Bhutanese Corporate Sector." *The Queensland University of Technology*.
54. Timming, Andrew, R., 2015. "The 'reach' of Employee Participation in Decision-Making: Exploring the Aristotelian Roots of Workplace Democracy." *Human Resource Management Journal* 25(3):382–96.
55. Tzafrir, Shay S. and Simon L. Dolan. 2004. "Trust Me: A Scale for Measuring Manager-Employee Trust." *Journal of the Iberoamerican Academy of Management* 2(2):115–32.
56. Uddin, Mohammad Jasim, Rumana Huq Luva, and Saad Md Maroof Hossain. 2012. "Impact of Organizational Culture on Employee Performance and Productivity: A Case Study of Telecommunication Sector in Bangladesh." *International Journal of Business and Management* 8(2):63–77.
57. Westhuizen, De Wet, Gail Pacheco, and Don J. Webber. 2012. "Culture, Participative Decision Making and Job Satisfaction." *International Journal of Human Resource Management* 23(13):2661–79.
58. Zubair, Ali, Mohsin Bashir, Muhammad Abrar, Sajjad Ahmad Baig, and Shaher Yar Hassan. 2015. "Employee's Participation in Decision Making and Manager's Encouragement of Creativity: The Mediating Role of Climate for Creativity and Change." *Journal of Service Science and Management* 8(June):306–21.





# ACQUIRING OF THE CULTURAL HERITAGE OF THE PEOPLES OF TURKESTAN BY THE RUSSIAN EMPIRE

**Nodira Ibragimovna Alimova**

PhD in History,  
Assistant-Professor at the department “National idea,  
Bases of morality and legal education” of Andizhan State University,  
Andizhan region,  
Republic of Uzbekistan

Article DOI: <https://doi.org/10.36713/epra4316>

## ABSTRACT

*The article covers the occupation of Turkestan by the government of the Russian Empire and the looting of rare manuscripts and archival documents of the Uzbek people. In addition, it has been scientifically shown that many Oriental manuscripts, archives of the Khiva and Kokand khanates were confiscated from the libraries of princes' palaces, madrasahs and mosques in Turkestan and taken to Russian scientific centers.*

**KEY WORDS:** *Turkestan, manuscripts, archival documents, libraries, scientific centers, the imperial library.*

## INTRODUCTION

The history has shown that the state and society achieve social development primarily through the effective use of their cultural heritage. The Uzbek people, with its rich cultural heritage and great spiritual values, has made a great contribution to the development of human civilization, and this place has played the role of spreading advanced culture to the world. At a time when the land of Turkestan was trampled under the feet of invaders and under colonial oppression, the national culture of a people with such a great heritage was restricted, insulted, and its cultural monuments were looted. While the invaders sought to destroy the national and spiritual values of the Uzbek people by declaring them reactionary, they took away their material values, including valuable artifacts, rare monuments and works of art.

## METHODS

Thanks to independence, the rich cultural heritage of the Uzbek people, which was insulted by the communist ideology during the Soviet era, is being restored. The spiritual recovery of the people is the social basis of economic reform. It is impossible to mobilize the people to strengthen independence without spiritual renewal. Therefore, the government of independent Uzbekistan pays

great attention to the development of the spiritual sphere.

Manuscripts and other cultural relics preserved by the people for centuries were looted by Russian soldiers, Tsarist government officials, and specially sent orientologists during the occupation of Turkestan by Tsarist Russia. The commanders of the Russian military were ordered to seize historical and cultural monuments, works of art, manuscripts and documents, as well as his material wealth (treasures, ornaments, valuables of khans and beys) during the conquest of cities, principalities and khanates. Along with the conquest of the cities of Turkestan, many cultural treasures were confiscated from khans and beys, mosques and madrasahs.

## RESULTS AND DISCUSSIONS

On behalf of the government, Turkestan Governor-General K.P. Kaufman himself was engaged. A special position has been introduced in the Governor-General of Turkestan to deal with this issue, and this responsible position has been assigned to the Adviser to the Governor-General of Turkestan, A.L.Kun. It was loaded for the day. He served as from 1867 to 1876. in the presence of Kaufman he worked as a collector, a collector and registrar of cultural monuments, including Oriental manuscripts. A.L. Kun. In addition to fulfilling





these duties as an orientalist, L.Kun also served as the Inspector General of Public Education in Turkestan.

In 1865 he graduated from the Faculty of Oriental Languages of the University of St. Petersburg. At the request of the Governor-General of Turkestan. The day was sent to work in Turkestan in 1867 [1.p.91]. His task was to search for the cultural riches of the country and send them to libraries, museums and scientific societies in central Russia. After the defeat of the Bukhara Emirate in the battles with the Russian invaders, the Emir of Bukhara Muzaffar was forced to make peace with Russia. According to the truce, part of the territory of the Bukhara Emirate was transferred to Russia, and the Zarafshan district was formed there, headed by Major General Abramov. From that time on, this general began to plunder the cultural riches of Samarkand and other regions.

At the time of the conquest of Samarkand, the Khoja Ahror Mosque was carefully preserved by its sheikhs as the manuscript of the holy book of the world's Muslims, the Qur'an who found out about this unique manuscript with the help of spies. Abramov, through Lieutenant Colonel Serov, the head of the Samarkand district, pressured the mosque staff to seize Mushaf and, by order of von Kaufmann, hand him over to the office of the Governor-General of Turkestan. The manuscript was then sent by Kaufman to St. Petersburg as a gift to the Imperial Library [2.p.92].

It is known that the Emir of Bukhara Muzaffarkhan was defeated in a decisive battle with the Russian army in Zirabulak and was forced to make peace on June 23, 1868, and the Emirate of Bukhara became a vassal of Russia. The people and state of Bukhara lost its independence, separated from the upper reaches of the Samarkand, Kattakurgan and Zarafshan rivers, and had to pay 500,000 gold [3.p.92]. Dissatisfied with Amir Muzaffarkhan's policy of surrender, the patriotic forces rallied around their leaders, Shahrizabz Begi Jurabek, Kitab Begi Bobobek, Kenesari Kasimov's son Sultan Sodiq, and Muzaffar's son Amirzoda Abdumalik Tora. Amir Muzaffar asked the Russians for help. General A. Abramov suppressed the uprising in Samarkand, and on August 11, 1870, he began to attack Shahrizabz and Kitab with the punitive troops. After a three-day battle, the cities of Shahrizabz and Kitab were captured. Material and cultural treasures in the palaces of Jurabek and Bobobek were looted by the Russian military [4.p.93]. The head of Zarafshan district, Major General A. Abramov informed the Governor-General of Turkestan that on September 3, 1870, after the conquest of the Book Duchy, a library of Oriental manuscripts was seized from the Jurabek Palace and brought to Samarkand. Kun reported reviewing the books. Upon hearing this news, the Governor-General of Turkestan, von Kaufmann,

instructed Abramov to send the manuscripts to Tashkent, to the Governor-General's Office, in order to send them to St. Petersburg and the Imperial People's Library [5.p.93].

General A. Abramov General K.P. Kaufman's followed order. Along with the manuscripts he requested from the Jurabek Palace, A.L.Kun. By day, he sent more than 100 manuscripts to Tashkent, including the manuscripts collected in Shahrizabz [6.p.93]. Orientalist A.L.Kun the day before the military march to Kitab and Shahrizabz by the Governor-General of Turkestan, General A. Abramov was instructed to study and describe the cultural monuments in the occupied territories, to assist General Abramov in this matter, to inform the Governor-General of Turkestan and to send him monuments to take valuable museum exhibits, manuscripts and documents to Russia.

On October 9, 1870, A.L. Kun wrote a report to the Governor-General of Turkestan about the scientific materials he had collected during the Iskanderkul and Shahrizabz expeditions. In this document, he spoke about his work on the collection of Oriental manuscripts in the principality of Shahrizabz, including: "Also, various documents and about 300 books were seized. 26 of them were the most valuable and noteworthy. These books are for you to send to the Imperial People's Library at the request of His Highness. It was added to 76 books received by A.Abramov from Jurabek Palace" [7.p.94].

On October 9, 1870, Kaufman issued a resolution calling for the books to be sent to the Imperial People's Library, and on his instructions, A.L. Kun manuscripts, selected from books seized by the Abramovs, were sent to the Imperial People's Library in St. Petersburg. A list of some of the collected manuscripts has been preserved in the archives and sent to St. Petersburg: "Devo'ni ghazaliyoti Umarkhan", "Tarix-i Mir Said Sharif-i Roqim" and other invaluable manuscripts [8.p.94].

In early 1872, in Tashkent, tsarist officials found out that there was one of the oldest manuscripts of Firdavsi's "Shohnoma" decorated with miniatures, and gave it to the owner for a pittance. Given the uniqueness of this manuscript, Kaufman hastened to send it to the Imperial People's Library in St. Petersburg, and along with his letter of March 31, 1872, the Shahnameh was sent to the director of the Imperial People's Library.

After the government of Tsarist Russia subjugated the main part of the Kokand Khanate and the Emirate of Bukhara, it began to prepare for another invasion, the conquest of the Khiva Khanate. Military detachments led by an experienced general under the general command of von Kaufmann attacked the Khiva khanate in the spring of 1873. Despite the fact that the Khorezm patriots bravely defended every town and village



and fiercely resisted the invaders, the Russian army won with the help of modern weapons. On May 29, 1873, Russian troops captured Khiva, the capital of the khanate, and looted the treasury of Muhammad Rahimkhan. On August 12, K.P. According to the armistice agreement between von Kaufmann and Muhammad Rahimkhan, all the lands belonging to the khanate on the right bank of the Lower Amudarya were given to Russia. The khan was deprived of the right to communicate independently with foreign countries and was forced to recognize himself as an "obedient servant of the Emperor". The Khiva khanate was preserved, but became a vassal of Russia. After the conquest of Khiva, manuscripts and archival documents, along with the material wealth of the khan's palace, were confiscated by the invaders [9.p.95]. The orientalist A.L.Kun who accompanied the Russian troops on the Khiva expedition. Oriental manuscripts collected by the day and manuscripts from the Khiva Khan's palace were brought to Tashkent and arranged. After that, A.L. Kun presented Kaufman with a report on the manuscripts and documents he had obtained during the Khiva invasion. About the number, composition and content of manuscripts taken from the Khiva khan's palace A.L.Kun the day reported the following in its report. "During the Khiva expedition the following scientific materials were collected: about 300 books of oriental manuscripts during the confiscation of the khan's palace, oriental manuscripts, including: historical works - 140 volumes in 129 titles, works of oriental poets - 20 by 30 authors volume, legal-religious - 40 works, 50 volumes, in addition, 18 Qur'an and 50 textbooks were collected "[10.p.96].

All these unique works were sent by Kaufman on March 28, 1874 to St. Petersburg, to the Asian Museum of the Academy of Sciences. A letter of thanks from the President of the Academy of Sciences to the Governor-General of Turkestan on April 25, 1874 confirms this. The letter read: "Your Excellency, Konstantin Petrovich. During your Khiva expedition, which you sent with your letter of March 28 this year, Mr. A.L.Kun Oriental manuscripts and books collected by the day were received by the Imperial Academy of Sciences. He instructed me to express his deep gratitude to you, Your Excellency, the Academy for sending a very important collection to the Asian Museum and trying to enrich its funds "[11.p.96]. This document testifies to the fact that the rare, priceless ancient manuscripts of Sayyid Muhammad Rahimkhan's palace were forcibly taken to St. Petersburg, the capital of the Russian Empire, at the initiative of the Governor-General of Turkestan.

Soon there was another opportunity for Russian invaders to plunder the cultural monuments of the Uzbek people, unique manuscripts and documents. This opportunity was associated with the abolition of the Kokand Khanate and the

annexation of its lands to the Governor-General of Turkestan. The popular uprising that arose in 1873 under the leadership of Polatkhan lasted until February 1876. The rebels fought first against Khudoyorkhan, and after he fled, against the invaders of Tsarist Russia. They heroically defended the cities of Andizhan, Margilan, and Kokand, fought fierce battles, and inflicted heavy losses on the invaders, but were eventually defeated. The Kokand khanate, the national statehood was abolished, and colonial oppression intensified. The commanders of the armies of Tsarist Russia plundered the material and cultural wealth of the occupied cities.

As the cities of the Kokand Khanate began to be occupied by the invaders, Kaufman sent a telegram to the Chief of Staff of the Kokand Khanate of the Turkestan Military District instructing them to collect Oriental manuscripts from the occupied cities of the Khanate. He, in turn, sent a telegram to the head of the Fergana region, asking him to collect ancient manuscripts from Kokand, Margilan, Andizhan and other places [12.p.97].

On August 14, 1875, the invading forces led by K.P. Kaufman captured the city of Kokand, which was defended by the rebels led by Abdurahman Oftobachi. The capital of the Kokand Khanate was plundered by the invaders. Many valuable manuscripts were kept in the famous madrasahs and mosques of the capital, built by the khans and their high officials. Among other treasures, the invaders took the most important manuscripts and the archives of the Kokand khans as booty to Tashkent and then to St. Petersburg.

Among the more than a hundred manuscripts sent to St. Petersburg were "Tavorihi Shohruhiya", "Tarihi Muqimkhan", "Jahonnoma", "Rashakhot" and many other unique manuscripts. According to the Turkestan Military District's military headquarters, Kazbekov, a translator in Andizhan, bought many manuscripts from locals. Upon learning of this, the commander of the Turkestan military district wrote a letter to the head of the Fergana region on February 19, 1876, asking him to take the manuscripts from him and send them to Tashkent for acquaintance. He wrote: "These days it has become clear that your gentleman, your translator in Andizhan, Kazbekov, has a lot of oriental manuscripts. Various documents and manuscripts found in the former khanate may be needed in the organization of the province, in the preparation of regulations. With this in mind, I ask you to compile and send a list of personal books of the translator Kazbekov. When there is no need for them, they are sent back to him" [13.p.98].

After talking to the translator Kazbekov on behalf of the head of the Fergana region and receiving information about the manuscripts from



him, the head of the Andizhan-Namangan army sent the following reply: "I return this order to the head of the Namangan department. He actually bought oriental manuscripts at various times from the locals and junior leaders of Andijan. But these are mostly religious books. These include the Qur'an, published in Turkey and India, the famous Persian poet Firdausi's Shahnameh, Tarikh-i Nigoristan, the manuscripts Ravzat us-Safa, Volume VI, and Tazkirat al-Awliyya, which describe the lives of Muslim saints. As for Oriental manuscripts, Kazbekov does not have them. February 22, 1876, the city of Andizhan"[14.p.99].

This document shows that in order to enrich or organize private manuscript collections, some Russian officers and officials were also engaged in the purchase and collection of manuscripts in the country. They obtained such manuscripts mainly after plundering the wealth of the cities and villages after their conquest, and in some cases bought them cheaply from the local population, which the Russian military organizations did not forbid. For example, the Russian official, orientalist A.L. Kun did not return the ancient foundations of several madrassas and mosques for scientific use. He kept some of the manuscripts demanded from the palaces of the khans and beys of Bukhara, Khiva and Kokand in his personal collection. A. The list of manuscripts in the Day collection was published in 1890 after his death. His personal archive and collection of manuscripts are now kept in the Institute of Oriental Studies of the Russian Academy of Sciences in the fund No. 33.

In the collection of Oriental manuscripts and documents, orientalists V.V. Bartold, V.V. Velyaminov-Zernov, V.I. Veselovskiy, A.L. Kun, V.V. Radlov, V.R. Rosen all were actively involved and conducted research on important manuscripts. It should be noted that Russian scholars made a great contribution to science by translating, publishing and publishing these unique manuscripts, but at the same time they served the interests of Tsarist Russia, supported its colonial policy and helped plunder Turkestan's cultural heritage.

Along with manuscripts, manuscripts, archives of Khiva and Kokand khans were taken from the territory of modern Uzbekistan to Russia. When the Khiva khanate was conquered, A.L. Kun took part in the invading armies, brought the khan's archives and manuscripts to Tashkent and studied its structure and content. Then, in December 1873, he wrote a report to the Governor-General of Turkestan on the manuscripts and documents seized in Khiva. In this document, A. Kun described the following information about the archives of Khiva khans. "When the khan's palace was confiscated, documents were collected along with manuscripts. These documents can be divided into two groups: the first group can include books on the income and

expenditure of the khanate and a number of foundations and property documents, and the second group can include letters, applications, as well as diplomatic correspondence". Among the books are records on monetary taxes, books of zakat, and reports on the expenditures of the khan by Matmurad devonbegi. These documents include petitions to the khan from Khiva residents living in Bukhara, Ghazali, Istanbul, and elsewhere for trade, letters to settle land disputes, petitions for a career, and so on. Diplomatic documents include a letter from the Governor-General of East India, Nasrbruck, letters and decrees from the Sultan of Turkey, an agreement between the Russian ambassador, General Danilevsky and the Khan of Khiva, and several letters from the Governor-General of Turkestan to the khan [15.p.100].

Archival documents found in the palace of the Khiva khan and confiscated by Russian invaders cover the period from 1830 to 1873. Some of the notebooks in this archive have a serial number, some do not. This indicates that the notebooks in the archives, the documents were not numbered, there was no list of them. It is natural to question whether the existing archive is fully preserved and whether there are documents from the period before 1830.

A.L. Kun, an orientalist who collected, studied, and arranged the archives of the Khiva khans from the palace, answered this question as follows: that the documents are incomplete - that many documents have been lost and taken away by unknown persons; b) it is unfortunate that these documents consist only of interesting material about later times "[12.p.101]. So, the archive, it was also incomplete at the time it was captured by the day. The A.L. Kun says nothing about the reasons for the disappearance of some of the documents, and we can only speculate about it. We believe that when Russian troops began to attack Khiva, the khan's officials must have taken some of the documents. In addition, after the conquest of Khiva, the khan's palace was first entered by soldiers and officers, and the palace was looted. It is possible that some documents and notebooks were taken during the looting.

It is clear that the occupation of the Khiva khanate by Russia, the looting of the khan's palace caused great damage to the archives. Due to the Russian invasion, the archives of the Khiva khans were looted, and many documents were lost.

The archives of the Khiva khans, which have not been fully preserved, were discovered by A.L. In the process of studying and arranging the day, he took the most valuable notebooks covering the socio-economic life of the khanate into his personal collection and handed over the rest to the office of the Governor-General of Turkestan. Before sending these documents to St. Petersburg, notebooks and other documents were bound and



placed in beautiful folders. In early 1874, the Governor-General of Turkestan sent the archives of the Khiva khans to the Imperial People's Library in St. Petersburg. The library report states: "The Honorary Member of the Library is Adjutant General K.P. Kaufman donated a collection of documents and correspondence of the Central Asian khans, which were collected during the Iskanderkul, Shakhrisabz and Khiva expeditions"[12.102]. Thus, the main part of the archives of the Khiva khans was taken to St. Petersburg and handed over to the People's Library.

After the transfer of the archives of the Khiva khans to the St. Petersburg library, the documents in the Arabic alphabet were not organized, recorded and studied in a timely manner due to the difficulty of reading them and the lack of orientologists. Historians have been unaware of the existence of these sources because no reference has been made to the archive, and for more than 60 years this unique archive has not been known to the scientific community. Finally, in 1936, the orientologist P.P.Ivanov accidentally managed to find this archive.

The library staff later forgot that these manuscripts were the archives of the Khiva khans, and did not know what these documents were because the directory was not compiled. P.P. Ivanov's study of the unknown manuscripts to determine what documents they were and to determine that they were the archives of the Khiva khans was a major event in history, as there were very few documents on the history of the Uzbek khanates before this archive was discovered and used the data of tourists. An expert on Oriental sources, scientist V.V. Barthold said: "... To date, only one category of documents, the so-called foundations, has been the research material, so only the foundations in the Samarkand region and only the historical and geographical materials in these foundations have been examined and studied" [14. p.103]. Apparently, the archives of the Khiva khans were unknown to orientologists and historians and their documents were not used. Therefore, the introduction of these archival documents into the scientific circulation is of great importance in covering the history of Central Asia, the socio-economic life of its peoples. P.P. Ivanov did not limit himself to finding the archives of the Khiva khans, but began to study and analyze these valuable documents, despite the difficulty of putting them into scientific circulation, reading and understanding. He put the existing documents into a certain scientific system and created a commentary on the archival fund. In his work "Archive of Khiva khans of the XIX century" P.Ivanov briefly described each notebook, published important passages from these notebooks, and thus conveyed to the reader the main content of the documents in the archive.

However, P.P. Ivanov found only a part of the surviving documents, which were given to the public library, and did not know about the second part of the archive, which was kept at the Institute of Oriental Studies. From 1951 to 1956 he worked as a senior researcher at the Institute of Oriental Studies of the USSR Academy of Sciences, in 1953 he defended his doctoral dissertation on "Feudal land ownership and state structure in the Khiva Khanate". It was found by Yuldashev and put into scientific circulation. The archive of the Khiva khans was kept in St. Petersburg until 1962. At the initiative of archivists of Uzbekistan, at the request of the Government of the Republic, the State Public Library named after Saltikov-Shchedrin in Leningrad returned the archives of Khiva khans to the National Archive of Uzbekistan. However, the most valuable notebooks from the archives of the Khiva khans at the Institute of Oriental Studies of the FA in Leningrad were not given to Uzbekistan. The preservation of an entire archive in two places poses certain difficulties for historians in studying the history of the Khiva khanate.

After the Russian conquest of Kokand, the khan's palace was looted and all valuable treasures, including the archives of the Kokand khans, fell into the hands of the invaders, and like the archives of the Khiva khans, the governor-general of Turkestan, sent by Kaufman to the Imperial People's Library in St. Petersburg in 1876. The documents in the archive cover the 40s and 70s of the XIX century, the main part of which dates back to the third enthronement of Khudoyorkhan (1866-1875), a total of 5,026 pages of documents and 151 notebooks. The periodic coverage of archival documents shows that most of the archives were stolen and lost. Very few documents have survived. This was done twice by the khan's palace, in 1875 when the rebels won and Khudoyorkhan fled from Kokand to Tashkent, and in 1876 General K.P. Kaufman can be explained by the fact that Russian troops under were looted during the occupation of Kokand.

The archives seized by the Russian army are in a critical condition, with documents scattered, torn, and polluted, indicating that the archives were trampled underfoot by Russian troops after the khan's conquest. However, it contains some valuable documents, including the khan's petitions for tax exemptions or privileges, his congratulations on the appointment of khan's servants, and the involvement of the population in khashar. Another important type of document in the archive was the notebooks. The surviving 151 notebooks are an important source in illuminating the economic history of the khanate, as they contain records of tax collectors, reports, expenditures on the khan's palace, and other records. A large group of documents consists of bills, official orders, financial documents. Applications, letters and other documents written by some people to high-ranking





officials - khans, officials - are also preserved in the archives.

The fate of the archives of the Kokand khans was the same as that of the archives of the Khiva khans. This archive also contains found by P.P. Ivanov together with the archives of Khiva khans. But he did not describe this archive scientifically. The first details of the archives of the Kokand khans were given in 1957 by the orientalist Troitskaya wrote and informed the scientific community about the structure and content of his documents. The catalog of the archives of the Kokand khans was compiled and published by the same author [15. p.105]. The archive of Kokand khans was returned to Uzbekistan in 1962 together with the archive of Khiva khans and is kept in the National Archive.

## CONCLUSION

In conclusion, the transportation of the rich cultural heritage and monuments of the Uzbek people was included in the strategic plans of the Tsarist government in Central Asia and was an integral part of the policy of colonialism and plunder. This goal of tsarism was widely realized during the conquest of the country. Particular attention was paid to the organization of this work, which was important for the Tsarist government. The first governor-general of the Turkestan region, at the same time the commander of the Turkestan military district K.P. Kaufman was directly in charge of collecting the manuscripts and sending them to Russian centers. The post of Assistant Governor-General was introduced to collect study and send ancient manuscripts and other monuments to the capital's libraries and scientific centers. In addition, military governors of all regions were involved in this work. When the Central Asian khanates and their central cities were conquered, the commanders of the Russian military were instructed to collect not only material wealth but also cultural treasures. During the occupation of the Uzbek khanates, many manuscripts, archives of the khans of Khiva and Kokand were confiscated from the palaces of khans, beks, madrasahs and mosques and sent to Russia. After the conquest of Central Asia, oriental scholars, government officials and officers interested in artifacts collected and transported many manuscripts and documents to Russia. The services of Russian orientalists in the field of translation and research of manuscripts are commendable. However, there is no justification for some of them contributing to the Tsarist government's colonial policy in Turkestan, transporting ancient manuscripts to Russia instead of carefully preserving them in Turkestan, where they originated.

The occupation of the Central Asian khanates by Tsarist Russia deprived the Uzbek people of many manuscripts and documents. In the

palaces of khans and beys, hundreds of Oriental manuscripts were confiscated from the hands of the local population and sent to Russian scientific centers. Due to the Russian invasion, the archives of Khiva and Kokand khans were severely damaged. Some of these archives were lost during the Russian occupation of Khiva and Kokand.

## REFERENCES

1. *Uzbek Soviet encyclopedia.-Tashkent: Science. 1975. Volume 6. 168-169 p.*
2. *National Archives of Uzbekistan, 1-fund, 29-list, 23-work, 7-8-p.*
3. *New history of Uzbekistan. The first book. Turkestan during the colonial period of Tsarist Russia / Editorial Board: (Chairman A. Azizkhodjaev) Sodiqov.H., Shamsutdinov. R., Ravshanov.P., Usmonov. Q.-Tashkent: Shark, 2000.-463 p.*
4. *National Archives of Uzbekistan , 1-fund, 15-list, 69-work, 66-p.*
5. *National Archives of Uzbekistan, 1-fund., 15-list, 69-work, 75-p.*
6. *Sadikova. N.S. Museum case in Uzbekistan. – Tashkent: Fan, 1975.-129 p.*
7. *National Archives of Uzbekistan, 1-fund, 20-list, 6785-work, 7-p.*
8. *National Archives of Uzbekistan, 1-fund., 15-list, 6325-work, 4-p.*
9. *National Archives of Uzbekistan, 19-fund, 1-list, 10394-work.*
10. *National Archives of Uzbekistan, 1-fund, 20-list, 6785-work, p.8-9.*
11. *Report of the Imperial People's Library for 1876 - St. Petersburg: B.I., 1876.-217 p.*
12. *Bartold V.V. Storage of documents in the countries of the Muslim East // Archival courses. - Petrograd, 1920.380-381 p.*
13. *Ivanov P.P. Archive of Khiva khans of the XIX century - Leningrad: State Library, 1940. 289 p.*
14. *Troitskaya A.L. Archive of the Kokand khans of the 19th century (Preliminary review) // Eastern collection. - Leningrad, 1957. T 2. 185-209 p.*
15. *Troitskaya A.L. Catalog of the archive of the Kokand khans of the 9th century. –Moscow: Nauka, 1968-582 p.*





# ESTIMATED DEMAND OF BIO PESTICIDES IN INDIA-A VIVID PICTURE

**Dr.V.Gurumoorthy**

Senior fellow-ICSSR

Madras Institute of Development Studies  
Chennai

Article DOI: <https://doi.org/10.36713/epra5476>

## ABSTRACT

*Bio pesticides are pesticides which are formed by using natural materials like plants, animals and its excreta, bacteria and minerals. Bio pesticides are often used in Integrated Pest Management(IPM) also. Conventional pesticides, on the other hand, use synthetic materials to control pests. However, due to increased awareness about the detrimental effects of conventional pesticides, the demand for bio pesticides has been steadily increasing. With the organic farming being an influential factor in the current farming setup, bio pesticides play a significant role in the entire organic inputs sector. Bio pesticides are need of the hour due to increase in pest resistance and yield. The global biopesticides market size is projected to grow at a CAGR of 14.7% from an estimated billion value of USD 4.3 billion in 2020 to reach USD 8.5 billion by 2025. Thus, the growing organic products market has made a considerable impact in the demand for bio pesticides. Against this backdrop, the present study is taken up to analyse the estimated demand of bio pesticides in India.*

**KEY WORDS:** Bio pesticides, demand

## INTRODUCTION

Bio pesticides are pesticides which are formed by using natural materials like plants, animals and its excreta, bacteria and minerals. Bio pesticides are often used in Integrated Pest Management(IPM) also. Conventional pesticides, on the other hand, use synthetic materials to control pests. However, due to increased awareness about the detrimental effects of conventional pesticides, the demand for bio pesticides has been steadily increasing. With the organic farming being an influential factor in the current farming setup, bio pesticides play a significant role in the entire organic inputs sector. The threat that the conventional pesticides pose among humans, animals and nature has long been debated and bio pesticides have emerged as the solution. Sustainable solutions like Bio pesticides are need of the hour due to increase in pest resistance and yield. The global biopesticides market size is projected to grow at a CAGR of 14.7% from an estimated billion value of USD 4.3 billion in 2020 to reach USD 8.5 billion by 2025. Thus, the growing organic products market has made a considerable impact in the demand for bio pesticides. Against this backdrop, the present study is taken up to analyse the estimated demand of bio pesticides in India.

## OBJECTIVES OF THE STUDY

- To depict the estimated demand of bio pesticides in India
- To analyse the estimated demand of bio pesticides with appropriate statistical tools

## SCOPE OF THE STUDY

The scope of the study is restricted to the estimated demand of bio pesticides in India. The estimated demand for bio pesticides in various states and union territories in India, for the period from 2014-2019 have been collected and analyzed by adopting various statistical tools.

## METHODOLOGY

This paper is based on Secondary data sourced from annual reports and other published sources.

## TOOLS FOR ANALYSIS

Descriptive statistics have been employed to analyse the data and inferences were drawn.

The following table shows the estimated demand of bio pesticides in various states in India.



**TABLE:1.1**  
**ESTIMATED DEMAND OF BIO-PESTICIDES IN VARIOUS STATES DURING 2014-15 TO 2018-19**  
**As on 28.11.2019 Unit: M.T. Technical Grade**

S. No.	States/UTs	2014-15	2015-16	2016-17	2017-18	2018-19
1	Andhra Pradesh	55	30	40	45	48
2	Bihar	278	320	364	370	461
3	Chhattisgarh	<i>NR</i>	<i>NR</i>	<i>NR</i>	<i>NR</i>	<i>NR</i>
4	Goa	13	22	<i>NR</i>	4	<i>NR</i>
5	Gujarat	297	295	327	323	330
6	Haryana	350	360	400	400	420
7	Himachal Pradesh	40	20	2	1.45	2
8	Jharkhand	3	3	11	50	54
9	Karnataka	580	630	630	630	630
10	Kerala	473	473	667	729	789
11	Madhya Pradesh	302	413	1193	365	372
12	Maharashtra	3876	4353	4353	3957	3957
13	Orissa	315	315	315	315	315
14	Punjab	138	138	126	278	284
15	Rajasthan	18	19	19	19	19
16	Tamil Nadu	197	282	298	936	555
17	Telangana	75	75	<i>NR</i>	92	101
18	Uttar Pradesh	43	45	47	47	47
19	Uttaranchal	38	43	47	60	81
20	West Bengal	1200	1100	1265	1265	1265
<b>SubTotal</b>		<b>8290</b>	<b>8938</b>	<b>10105</b>	<b>9887</b>	<b>9418</b>
<b>North-Eastern</b>						
21	Arunachal Pradesh	<i>NR</i>	<i>NR</i>	<i>NR</i>	<i>NR</i>	17
22	Assam	180	<i>NR</i>	<i>NR</i>	217	234
23	Manipur	1	1	<i>NR</i>	1.20	<i>NR</i>
24	Meghalaya	15	<i>NR</i>	23	<i>NR</i>	<i>NR</i>
25	Mizoram	<i>NR</i>	<i>NR</i>	<i>NR</i>	<i>NR</i>	<i>NR</i>
26	Nagaland	22	24	24	25	26
27	Sikkim	<i>NR</i>	<i>NR</i>	<i>NR</i>	<i>NR</i>	<i>NR</i>
28	Tripura	266	235	279	262	<i>NR</i>
<b>SubTotal</b>		<b>484</b>	<b>260</b>	<b>326</b>	<b>505</b>	<b>277</b>
<b>Union Territories</b>						
29	Andaman & Nicobar	0.75	<i>NR</i>	<i>NR</i>	<i>NR</i>	<i>NR</i>
30	Chandigarh	<i>NR</i>	<i>NR</i>	<i>NR</i>	<i>NR</i>	<i>NR</i>
31	Dadra & Nagar Haveli	<i>NR</i>	<i>NR</i>	<i>NR</i>	<i>NR</i>	<i>NR</i>
32	Daman & Diu	<i>NR</i>	<i>NR</i>	<i>NR</i>	<i>NR</i>	<i>NR</i>
33	Delhi	<i>NR</i>	<i>NR</i>	<i>NR</i>	<i>NR</i>	15
34	Jammu & Kashmir	1	1	2	2	2
35	Ladakh	<i>NR</i>	<i>NR</i>	<i>NR</i>	<i>NR</i>	<i>NR</i>
36	Lakshadweep	<i>NR</i>	<i>NR</i>	<i>NR</i>	<i>NR</i>	<i>NR</i>
37	Pondicherry	20	33	16	17	16
<b>SubTotal</b>		<b>21</b>	<b>33</b>	<b>16</b>	<b>17</b>	<b>31</b>
<b>Grand Total</b>		<b>8795</b>	<b>9230</b>	<b>10447</b>	<b>10409</b>	<b>9725</b>

Source: States/UTs Zonal Conferences on Inputs of Plant Protection during Kharif & Rabi Seasons. NR : Not reported by States/UTs.



It can be seen that apart from Nagaland, no other North-Eastern states have registered continuous demand in the years. The same scenario can be seen in Union Territories as well, Pondicherry and Jammu and Kashmir have registered continuous demand.

Telangana and Goa have exhibited irregular trend, whereas Chattisgarh has not shown any demand for bio pesticides in the given years. In the state of Tamil Nadu, the demand shows an increasing trend except in the year 2018-19.

**TABLE:1.2**  
**Descriptive Statistics**

		2014-15	2015-16	2016-17	2017-18	2018-19
N	Valid	21	21	21	21	21
	Missing	0	0	0	0	0
Mean		396.24	427.24	486.71	472.69	465.43
Median		138.00	138.00	126.00	278.00	284.00
Mode		1 <sup>a</sup>	1 <sup>a</sup>	2 <sup>a</sup>	1 <sup>a</sup>	2
Std. Deviation		844.910	939.316	960.611	868.949	862.496
Variance		713872.190	882313.990	922773.014	755071.918	743899.957
Skewness		3.861	4.011	3.590	3.542	3.645
Std. Error of Skewness		.501	.501	.501	.501	.501
Kurtosis		16.005	17.140	14.302	14.050	14.724
Std. Error of Kurtosis		.972	.972	.972	.972	.972

Source: Computed Data

The above table exhibits the computed data of descriptive statistics for the states that have registered continuous demand; as such 21 states have been included for the study. The mean value of the estimated demand for bio pesticides have been increasing in the given years. A low standard deviation can be seen in major years, which indicates close association to mean. Other descriptive statistics like skewness, kurtosis can also be seen.

### CONCLUSION

The growing demand scenario is well observed in majority of the states. This demand is an indicator of paradigm shift in the farming scenario. An increased share of bio pesticides in the pesticides market can be seen in the analyzed data. The increase in demand is met out by the supply, which balances the same. Thus, a new era has been ushered in, with the growing realization about organic inputs in general and bio pesticides in particular. With effective marketing strategy, bio pesticides are sure to emerge as an effective alternate to the conventional pesticides in the near future. A promising trend shows that due to increased awareness about sustainable solutions to conventional farming, chemical pesticides might get replaced with bio pesticides very soon. It is high time the policy makers take principled stand towards increasing the subsidies and incentives of bio pesticides, which will enhance both the production and marketing of the bio pesticides sector.

### REFERENCES

1. <https://www.globenewswire.com>
2. <https://www.marketsandmarkets.com>
3. <https://www.prnewswire.com>
4. <https://www.greenbook.org>



# THE PROBLEM OF MEASURING LARGE CURRENTS WITH THE HELP OF CURRENT SENSORS

<sup>1</sup>Khushbokov Bakhtiyor Khudoymurodovich

<sup>2</sup>Ulugov Bazar Dzhumaevich

<sup>3</sup>Jurayev Abdurasul Choriyevich

<sup>4</sup>Odinayev Rustam Qurbonaliyevich

<sup>5</sup>Turaxonov Mengqobil Ishbayevich

<sup>1,2,3,4&5</sup>Termez Branch of Tashkent State Technical University named after Islam Karimov, Termez, Uzbekistan

## ABSTRACT

*This study examines the characteristics of current sensors used for the control and monitoring of power supply facilities of industrial enterprises by comparative analysis. High-value currents generated by the industrial power supply system are divided into small volumes. Magneto-galvanic and magneto-modulation current sensors are used to measure large alternating currents, and current transformers are preferred for measuring large alternating currents.*

**KEYWORDS:** *magneto-galvanic, magneto-modulation, magneto-optical current sensors, magnetic current comparators, current transformers.*

## INTRODUCTION

The modern stage of power development is accompanied by an increase in operating voltage and current, which in turn requires the improvement of electrical equipment. In particular, it is planned to use 500-750 kV and 1150-1800 kV power transmission lines for large-capacity transmission. It should also be noted that energy consumption is carried out at constant and alternating currents. For example, in several chemical and metallurgical industries, large currents up to 300 kA are used in transport [1, 2]. At the same time, the use of energy-saving technologies at the modern level of technology is typical.

Improving the accuracy of current measurements plays an important role in the economical and rational use of energy resources, which is associated with the establishment of optimal operating modes of devices and the establishment of a rational option for conducting technological processes.

Obtaining information about large currents is a particular challenge because they cannot be measured directly. This requires the use of intermediate devices - current sensors [2]. The function of the current sensors is to provide information about large currents in a form that is easy to use. It should be noted that

the measurement of large currents is not possible without such current sensors.

The accuracy of the information obtained and the level of performance of the assigned tasks are often determined by the error and other characteristics of the current sensors, which determines the relevance of the search for ways to improve such devices. It should also be noted that the current technical solutions in most cases do not give the desired result.

In addition, the improvement of the metrological supply system for the measurement of large alternating and alternating currents is an important task, as a large part of the energy produced in networks using large alternating and alternating currents is consumed. Although the number of current sensors measuring such currents is much larger, this system is far from satisfactory. This problem was caused by the selection of current sensors without taking into account the measured current and voltage scale.

### 1. Classification of large currents

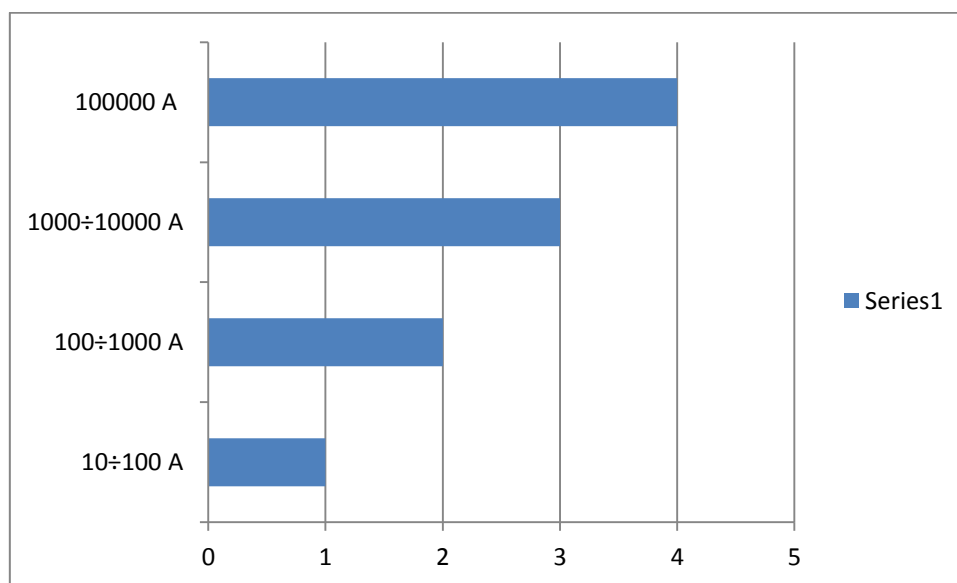
Due to a large number of controlled and controlled objects, the size of the corresponding currents, it is necessary to define the concept of "large" current. The lower limit of the measured

"large" current can be set based on a zero value that can be measured directly by the ammeters used in practice [1]. In practice, ammeters use additional scale converters to expand the measuring range. The upper limit of such ammeters can be several tens of amperes. On the other hand, the accuracy of the measurement should also be taken into account when setting the lower limit of current converters that measure larger currents. Analysis of existing large current measuring current sensors shows that their bulk of them can measure currents of 10 A and greater with sufficient accuracy [2, 3].

The upper limit of large currents is determined by modern energy advances. The maximum currents occupied by the industry are up to

500 kA at constant current, up to 70 kA at alternating current in the set mode, and up to 700 kA at alternating current [4, 5]. Currents of up to 1000 kA are expected in the future [3].

From the above, it can be seen that the measuring range of large currents is 10-106 A. The task of creating a universal device that can measure current at this scale with the required accuracy is very difficult and practically impossible. Therefore, it is recommended to divide the total scale into smaller ones as shown in the figure below, and for each small-scale, current sensors measuring large currents of one type or another in a design solution should be recommended (Fig. 1) [1].



**Figure 1. The scale of measured currents.**

1 - Relatively small currents (10-102 A); 2 - large currents (102-104A); 3 - very large currents (104-105A); 4 - very large currents (105 A and greater).

## 2. Types of measuring transducers.

Owing to the purpose of changing large currents, different requirements are placed on the accuracy characteristics of current sensors measuring large currents. For example, if the device requires high reliability and stability of characteristics to change large currents when used for control and management systems, the extreme precision required for typical test devices is not required. Extremely high accuracy of modification will be needed to test new products - electric machines, apparatus and more. To achieve an adequate reserve of reliability, large current measuring sensors with 2-3 times higher accuracy are used in these cases. We know that large currents and high-voltage scale transformations into an electricity metering system include the tasks of multiplying them and integrating them over time [6]. To achieve high accuracy of the final result, it is necessary to reduce the errors of all components of the error, including current and voltage sensors. Large current flow sensors designed for laboratory

and scientific research differ in purpose from the devices discussed above. Correspondingly, their technical characteristics and constructive performance differ [1]. They differ primarily in the wide range of alternating currents. The second feature is that it requires very high precision. Therefore, large current measuring meters for laboratory and scientific research form the nomenclature for electro technical devices, and instruments for measuring (verification) work for various purposes.

There are some peculiarities in measuring large currents [1, 7]. One of them is a very strong precise chain and depends on their geometric dimensions. For current sensors, such chains are rigidly mounted massive stationary tires or tire packs. Therefore, the installation of current sensors requires a lot of work to disconnect the current conductors and it is not possible to do it at the right place and time. Accordingly, one of the requirements is to prepare a separator of current sensors that measure





large currents. The next feature of large current circuits is the continuity of the power supply system. The main requirement in AC and AC (up to 750-1500V) power lines, transformer and generator outputs is to provide galvanic separation between measuring and power circuits [3].

Large alternating current sources typically use acoustic, semiconductor, or thyristor alternating current sensors. In this case, large alternating currents are obtained not from a single, but several aggregates connected in parallel to the total load. In most cases, these currents are measured separately, ie separately from each unit, and from their sum secondary signals of current sensors are formed [7].

The measurement and control of large currents are carried out using a measuring current sensor, the main purpose of which is to change the value of a large current to a second physical quantity, usually an electrical (current, voltage) magnitude by nature. The measured magnitude value is proportional to the large current and is convenient to transmit to measuring or control and monitoring systems, the scale of change and other technical characteristics are coordinated with the output characteristics of the measuring current sensor.

It is known [1] that there are two views (principle) of the physical nature of current in current sensors measuring large currents:

1. Occurrence of potential difference in alternating current flowing resistance terminals;
2. The formation of a magnetic field in the space around the conductor is used by the law of complete current.

In the latter case, the magnetic field is often an intermediate magnitude, and in the first case, the measuring current sensor does not play the role of the output magnitude as the voltage obtained at the output. The state in which the current sensor measuring large currents is used in the first principle is called resistive, and the state in which the second principle is implemented is called electromagnetic because the current is used in one form or another. Depending on the conversion of the magnetic field to the output signal, the current sensor measuring large currents differs as follows: Induction (current transformer), magneto-modulation (alternating current transformers), magnetic current comparators, magneto-galvanic, magneto-resonance, magneto-optic, electromechanical.

### **3. Characteristics of current sensors measuring large currents.**

A comparative analysis of the main characteristics of large current measuring sensors given above [1 ÷ 10] showed that each resistive measuring current sensor is invariant to the external magnetic field and ferromagnetic mass, no additional supply source is required, but they cannot be used in high voltage circuits. They require chain breakage and have a large dynamic error. Resistive measuring

current sensors are affected by various physical quantities: electrical, magnetic, mechanical, thermal, light magnitudes, as well as lead to work instability and errors. Their mass is large, small reliability, limited to multidimensional [3]. The electromechanical large current measuring current sensor is simple to implement, highly reliable, autonomous and universal in application, while the presence of moving parts and additional errors limit their widespread use [6]. In particular, part of the converted energy is released in the form of heat. The advantage of a current sensor that measures magneto-modulation large currents is that it can be used in high voltage lines and the output power is significantly larger. The disadvantages can be described as follows: the effect of an external magnetic field has a large, relatively large inertia in the mass index when measuring very, very large currents [8, 9]. Magnetic current comparators are more accurate, sensitive, and capable of converting extremely large currents than other large current measuring sensors. Autocorrelation of the current in the circuit requires the introduction of protection of the core from foreign fields and has large inertia. However, the construction is very complex. Although magneto-resonance meter current sensors are large alternating current meters with the highest accuracy, the need to disconnect the circuit during installation requires a strictly evenly distributed magnetic field, a large threshold of sensitivity limits their scope of application. The uniqueness of magneto-galvanic large current measuring current sensors is that they have a relatively high sensitivity and high speed. Disadvantages: Constructive and technological complexity, as well as the instability of the characteristics [9, 10].

The compactness and lightness of the parts, which can be used in high-voltage lines and devices, show that magneto-optical measuring transducers are promising in measuring large currents. However, their disadvantage is that they have a relatively small sensitivity, complex structure, and the fact that the current depends on the polarity angle is not the same [11]. Alternating current transformers are widely used in various sectors of the economy and in the control and management systems of power supply devices of electrified transport systems. They have high metrological characteristics, high reliability, overload capacity, simplicity of service and large output capacity. The disadvantages of alternating current transformers are the influence of the external magnetic field, the decrease in the metrological characteristics of the transient processes of work, the lack of ways to adjust the magnitude of the change.

### **4. Application of large current measuring sensors depending on the measured current value.**

To select and use current sensors that measure large currents, it is necessary to take into account the



specificity of the object and the purpose of their use (Table 2).

Description	Current transformers	Resistive	Magneto-galvanic	Magneto optic
Operating temperature range, ° C	-45 -+50	Not applicable	Not applicable	Not applicable
Rated voltage, kV	10			
Nominal current, A	5;10;15;20;30;40;50; 75;80;100;150;200; 300;400;600;800; 1000;1500;2000; 3000;4000;5000;6000			
Accuracy class	0,25;0,5,5;0,5			
Weight, kg	20 to 90			
Working frequency	50,60			
Secondary chain galvanic bonding	Electromagnetic			
Secondary circuit output parameters	1A 5A			
Price	High			

**2 Table. 6-35 kV Nominal voltage.**

In our opinion, comparing current sensors used in practice for various sectors of the economy, including electrified transport power supply system, the results of the analysis suggest the use of magneto-

galvanic and magneto-modulation current sensors measure large alternating currents, current transformers to measure large alternating currents (Fig. 2).

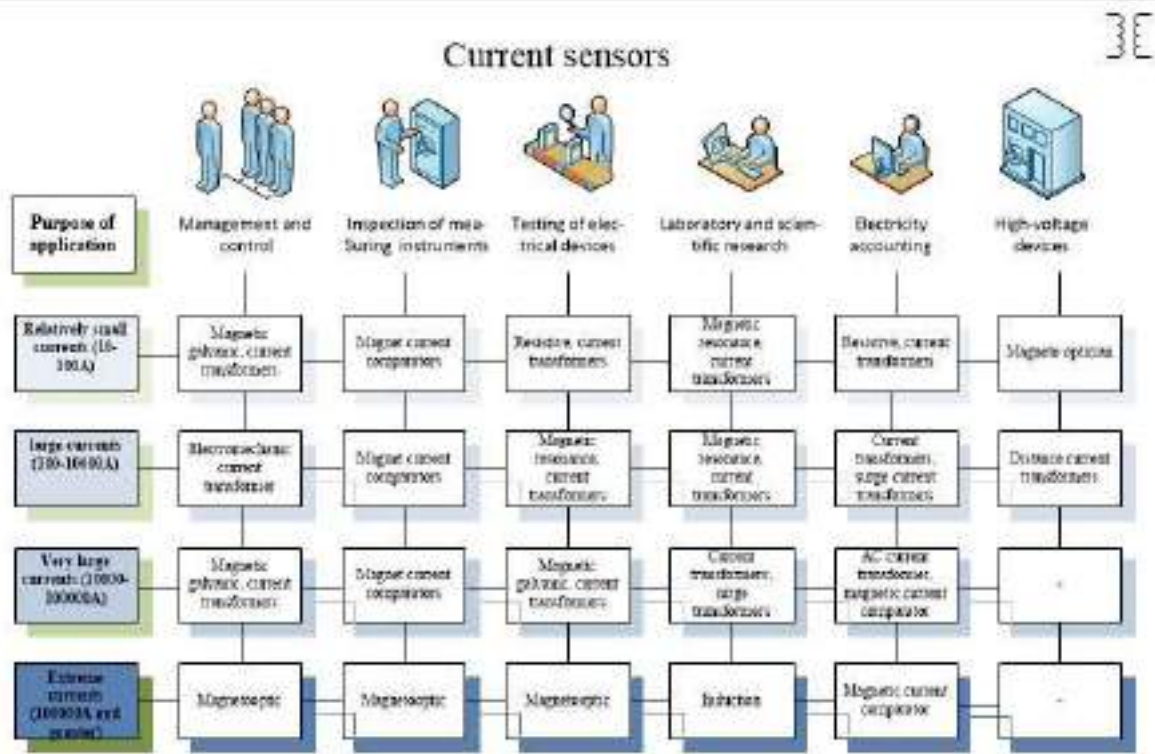


Figure 2. Selection of current sensors according to the scope of currents and purposes of use.

**5. Selection of current sensors measuring large currents according to the object voltage**

When we studied the application of large current measuring transducers depending on the current value above, we saw that the following four

types are used: resistive, galvanic magneto, current transformer, and magneto-optic current sensors. Consider these current sensors for three classes of voltage (low to 1kV, medium 6-35 kV, high 110-750kV) (Tab. 1, 3).

Description	Current transformers	Resistive	Magneto-galvanic	Magneto-optic
Operating temperature range, °C	-45 - +60	-40-+60	-40-+150	Not applicable
Rated voltage, kV	To 0.66 kV	To 1 kV	To 6 kV	
Nominal current, A	5; 10; 15; 20; 30; 40; 50; 75; 80; 100; 150; 200; 300; 400; 600; 800; 1000; 1500; 2000; 3000; 4000; 5000; 6000 15000; 25000	0,3; 0,5; 0,75; 1; 1,5; 1; 1,55; 4; 5; 6; 7,5; 10; 15; 20; 30; 50; 75; 100; 150; 200; 300; 500; 600; 1000; 1500; 2500; 4000; 6000; 7500; 10000; 15000	Open type: ±57,... ,±950 type of compensation: ±5, ... ±1200 A logical output 0,5; 3,5; 5,0; 7,0; 10; and 54 A	
Shelf life, years	30	15	20	
Working frequency	50, 60 Hz	500 kHz	Open type: 100 kHz, compensation system 1 MHz	
Galvanic dependence	Electromagnetic	No	Absolute	
Price	High	Low	Medium / high	



Accuracy class	0,2; 0,2S;0,5S,1	0,2; 0,05; 0,1; 0,2; 0,5	0,1 to 0,8	
Weight, kg	0,5 to 150	0,1 to 35	To 1 kg	

**Table 1. 1 kV rated voltage.**

Description	Current transformers	103	Magneto-galvanic	Magneto optic
Operating temperature range, ° C	-60-+55			-50-+60
Rated voltage, kV	110-750			110-750
Nominal current, A	100;150;200;150; 300;400;500;600; 750; 800;1000;1200 1250;1500;1600;2000 2500;3000;3500;4000; 5000;6000;8000;9000; 10000;12000;15000;18000			100-500000
Accuracy class	0,2;05			0,2
Weight, kg	450-7500			40 kg to 400 kg
Use	30			30
Secondary chain galvanic bonding	Electromagnetic			Absolutely
Price	High			High

**Table 3. 110-750 kV Nominal voltage table.**

## CONCLUSION

1. The most common current sensor in the system of control and monitoring of power supply facilities in the national economy and electrified transport AC is a current transformer. The current transformer operates over a wide range of temperature and rated current has sufficient accuracy for practical use, and can operate over a wide range of rated voltage. Current transformers provide secondary circuit galvanic separation [4]. The main drawback is that the secondary winding is not allowed to separate from the load, as this condition causes an emergency due to overvoltage and overheating. Resistive current sensors can be used in low-voltage alternating and fixed circuits. It is simple to perform, has high measurement accuracy, but its galvanic contact with the primary current circuit limits their areas of use.
2. The analysis shows that magneto-galvanic current sensors are widely used today to measure alternating and non-alternating currents. Disadvantages: temperature dependence, small nominal voltage range compared to current transformers. Magneto-optical current sensors are often used to measure very large currents. The future development of large current measuring

sensors should be focused on the creation of large-scale measuring current sensors that convert large currents on a large scale, have high measurement sensitivity at relatively small currents, provide stable characteristics and high metrological characteristics in transient processes in power supply systems.

3. The authors acknowledge that all materials used in this article are in the original, that no part has been published or submitted for publication elsewhere, and that all authors agree to submit the article.

## ACKNOWLEDGEMENTS

The authors are grateful to the management of the Termez Branch of the Tashkent State Technical University named after Islam Karimov, for obtaining permission to conduct this research work.

## COMPETING INTERESTS

The authors declare that they have no competing interests.

## REFERENCES

1. Amirov S.F., Khushbokov B.Kh., Mukhsimov Sh.S. *Wide-range current transformers for traction power supply systems. Monograph. Tashkent- "Science and technology" 2018 162 pp.*
2. Semenko NG, Gamazov Yu. A. *Measuring transducers of large electric currents and their*



- metrological support. –M.: Publishing house of standards, 1984. - 132 p.*
3. Afanasiev Yu. V. et al. *Current transformers. - M.: Energoatomizdat, 1989.*
  4. Spektor SA *Measurement of large constant currents. - L.: Energy, 1978.*
  5. *Measurement of large direct currents without breaking the circuit / Kazakov MK - Ulyanovsk: UISTU, 1997.*
  6. Andreev Yu. A., Abramson GV *Current transformers without breaking the circuit. –L.: Energy, 1979.*
  7. Razin GI, Shelkin AP *Noncontact measurement of electric currents. –M.: Atomizdat, 1974.*
  8. Gusev V.G., Andrianova L.P. *Inductive and magneto-modulation converters for transmitting information from rotating objects. –M: Energy, 1979. - 88 p.*
  9. Pastushenkov F.G. *Measuring transducers. Part 1. Galvanomagnetic and induction converters. Tutorial. - Tver: Tver state un-t, 2001, -95 p.*
  10. Amirov S.F., Babanazarova N.K. *Remote electromagnetic converters of large alternating currents // Universum: technical sciences: electron. scientific. journal. 2020. No. 4 (73). URL: <https://7universum.com/ru/tech/archive/item/9261> (date of access: 10/23/2020).*
  11. Urakseev MA, Marchenko DA, Marchenko RA *Magneto-optical effects and sensors based on them // Sensors and systems. - 2001, No. 1*





# COMPARATIVE ANALYSIS OF MODERN CURRENT CONVERTERS

<sup>1</sup>Khushbokov Bakhtiyor Khudoymurodovich

<sup>2</sup>Ulugov Bazar Dzhumaevich

<sup>3</sup>Khudaynazarov Salimjon Khushbokovich

<sup>4</sup>Omonov Fakhriddin

<sup>1,2,3&4</sup>Termez Branch of Tashkent State Technical University named after Islam Karimov,  
Termez, Uzbekistan

## ABSTRACT

*The article studies the problems of alternating and direct currents. Existing and widely spread types of great current converter meters are analyzed. Advantages of magneto-galvanic and magneto-modulating converters of great direct currents are explained as for as transformers for metering for great alternating currents. The ways of improving the construction of such devices are also shown here.*

**KEYWORDS:** *Large unchanging current, a large alternating current, Measurement Scale, magneto galvanic converters, magnetic modulation converters, electromechanical converters, magnetic resonance converters, current transformers.*

## 1. INTRODUCTION

At the current stage of energy development, when electrical appliances and power tools are widely used, accurate measurement of current strength is important in ensuring high reliability and safety of industrial systems and networks.

As an example, consider the measurement of large currents in electrified rail transport: traction generators. Locomotive and electric locomotive motors, traction substation transformers and converters (samplers), power transmission lines, consumers and separate elements of electrified railway power supply system (27.5 and 6 kV inputs, 6 kV distribution device feeders, contact network, maintenance points, SCBS (signalling, centralization, blocking systems), TCR (two-conductor-rails), compensating devices, bus connectors, chargers together with control and management of battery operating modes; testing, manufacture and consumption of electrical equipment and devices in the process of managing tasks such as accounting for the electricity being done, there is a need for large AC and AC converters.

### 1.1 Classification of measured currents by value.

Due to a large number of controlled and controlled objects, the size of the corresponding currents, it is necessary to define the concept of "large" current. The lower limit of the measured "large" current can be set based on a zero value that

can be measured directly by the ammeters used in practice [1]. In practice, ammeters use additional scale converters to expand the measuring range. The upper limit of such ammeters can be several tens of amperes. On the other hand, the accuracy of the measurement should also be taken into account when setting the lower limit of current converters that measure larger currents. Analysis of current converters that measure large currents shows that the bulk of them can measure currents of 10A and larger with sufficient accuracy [2]. The series Z-source network, an expansion of the popular concept of the Z-source dc link, was originally proposed for boosting the output voltage of power electronic inverters. In this paper, that idea is extended on a three-phase indirect matrix converter. The converter is based on the ultrasparse matrix topology characterized by the minimum number of semiconductor switches [26].

The upper limit of large currents is determined by modern energy advances. The maximum currents taken by the industry are up to 500 kA in AC, up to 70 kA in the built-in alternating current, and up to 700 kA in the alternating current [3]. Currents of up to 1000 kA are expected in the future [4].

From the above, it can be seen that the measuring range of large currents is 10-106 A. The task of creating a universal device that can measure current at this scale with the required accuracy is



very difficult and practically impossible. It is therefore recommended that the total scale be divided into the following small scales: Relatively small currents (10-102 A), large currents (102-104A), very large currents (104-105A), very large currents (105 A and greater) and for each small scale a large current meter of this or that type and design solution should be recommended [4]. Many modern power conversion systems require a bidirectional energy transfer capability as a central part of their system operation [12]. AC and DC power transfer paradigms clashed with each other in the early days of the electric power system. [14, 23]. Two types of DC-DC converters are compared [22, 27].

### 1.2 Types of large current measuring converters.

Due to the purpose of changing large currents, different requirements are placed on the accuracy characteristics of large current measuring transducers. For example, if the device requires high reliability and stability of characteristics to change large currents when used for control and management systems, the extreme precision required for typical test devices is not required. Extremely high accuracy of modification will be needed to test new products - electric machines, apparatus and more. Voltage Source Converter based High Voltage Direct Current (VSC HVDC) technology is used more and more in modern power systems [14, 15]. To achieve an adequate reserve of reliability, large current measuring transducers with 2-3 times higher accuracy are used in these cases. Voltage Source Converters (VSC) are becoming more common in modern High Voltage DC (HVDC) transmission systems [16]. We know that large currents and high-voltage scale transformations into an electricity metering system include the tasks of multiplying them and integrating them over time [6]. To achieve high accuracy of the final result, it is necessary to reduce the errors of all components of the error, including current and voltage converters. Large current measuring transducers designed for laboratory and scientific research differ in purpose from the devices discussed above. Correspondingly, their technical characteristics and constructive performance differ [1]. They differ primarily in the wide range of alternating current. The second peculiarity is that it requires very high precision. Therefore, from large current meters for laboratory and scientific research to electrotechnical devices, instruments for measuring (verification) work form a nomenclature for testing for various purposes. Microminiature electromechanical inertial sensors are created with electrostatic converters which possess high adaptability to manufacture [30, 31, 32].

There are some peculiarities of measuring large currents [1, 7]. One of them is a very strong precise chain and depends on their geometric dimensions. The conductors in such chains are solid

stationary tires or tire packages that are rigidly mounted. Separation of conductors from this is labour-intensive and impossible to do in the right place and time. Accordingly, one of the requirements is the separation of large current measuring transducers. The next peculiarity of large current circuits is the continuity of the power supply system. In AC and DC power lines (up to 750-1500V), the main requirement at the outputs of transformers and generators is to provide galvanic separation between measuring and power circuits [8, 29].

Large DC sources typically use symbolic, semiconductor, or thyristor AC-to-AC converters. In this case, large alternating currents are obtained not from one, but several units connected in parallel to the total load. In most cases, these currents are measured, i.e. separately from each unit, and from their sum secondary signals of the converters are formed [7].

In measuring and controlling large currents, the main purpose of changing a large current value is through a measuring transducer, which is usually a change in electrical (current, voltage) magnitude to a second physical quantity. The measured magnitude value is proportional to the large current and is convenient to transfer to measuring or control and monitoring systems, the scale of change and other technical characteristics are coordinated with the output characteristics of the measuring transducer.

It is known [1] that there are two views (principle) of the physical nature of current in existing large current measuring transducers:

1. The occurrence of potential difference in alternating current flowing resistance terminals;
2. The formation of a magnetic field in the space around the conductor is used by the law of complete current. In the latter case, the magnetic field is often an intermediate magnitude, and in the first case, the measuring variable does not play the role of the output magnitude as the voltage obtained at the output. The state in which a large current meter is used in the first principle is called resistive, and the state in which the second principle is implemented is called electromagnetic because the current is used in one form or another. Depending on the conversion of the magnetic field to the output signal, a large current measuring transducer is distinguished as follows: Induction (current transformer), magnetic modulation (alternating current transformers), magneto-current comparators, magneto-galvanic, magneto-resonance, magneto-optic, electromechanical. In modern railways coaches, the electrical separation between the high voltage side and the auxiliary types of equipment on the consumer side is realized by means of heavy and bulky 50 Hz transformers [13].



### 1.3 Negative and positive properties of a large current measuring converter.

A comparative analysis of the basic characteristics of large current measuring transducers above [1 ÷ 8] showed that each resistive measuring transducer does not require an additional supply source invariant to the external magnetic field and ferromagnetic mass, but they cannot be used in high voltage circuits. They require chain breakage and have a large dynamic error. The electromechanical large current measuring transducer is simple in design, highly reliable, autonomous and universal in application, however, the presence of moving parts and additional errors limit their widespread use [10, 11]. The advantage of a magnetic-modulation large current meter is that it can be used in high voltage lines and the output power is significantly larger. The disadvantages can be described as follows: the effect of an external magnetic field has a large, relatively large inertia of the mass index when measuring very, very large currents. Magnetic current comparators are more accurate, sensitive, and capable of converting very large currents than other large current measuring transducers. Autoclaving the current into the circuit requires protection of the core from foreign fields and has great inertia. Although the magneto-resonance meter is a large AC meter with the highest accuracy, the need to disconnect the circuit during installation, the need for a strictly evenly distributed magnetic field, the large threshold of sensitivity limits their scope of application. The peculiarity of the magnetic-galvanic large current measuring transducer is that it has relatively high sensitivity and high speed. Disadvantages: Constructive and technological

complexity, as well as the instability of the characteristics. The compactness and lightness of the parts that can be used in high-voltage lines and devices show that magneto-optical measuring transducers are promising in measuring large currents. However, their disadvantage is that they have a relatively small sensitivity, a complex design, and the dependence of the current on the polarization angle is not the same. Alternating current transformers are widely used in various sectors of the economy and the control and management systems of power supply devices of electrified transport systems. They have high metrological characteristics, high reliability, overload capacity, simplicity of service and large output capacity. The disadvantages of AC transformers are the influence of the external magnetic field, the decrease in the metrological characteristics of the transient processes of work, the lack of ways to adjust the magnitude of the change.

### 1.4 Application of large current measuring transducers depending on the current value.

Because of the above, the selection and use of this or that type of large current measuring transducers should take into account the specifics of the object and the purpose of their application. Boost and Buck-Boost PFC converter faces very high THD and poor PF in open loop control [24, 25]. Comparing the metering converters used in our opinion and practice in the management and control of power supply equipment in the national economy and electric transport, the results of the analysis are promising to use magneto-galvanic and magneto-modulation measuring converters and AC transformers in large AC transformers (Table 1).

Purpose of application	Management and control	Inspection of measuring instruments	Testing of electrical equipment	Laboratory and scientific research	Electricity accounting	Extremely high voltage devices
Relatively small currents (10-102A)	Magneto-galvanic, current transformers	Magnetic current comparators	Resistive, current transformers	Magnetic resonance, current transformers	Resistive, current transformers	Magneto-optic
large currents (102-104A)	Electromechanical current transformer	Magnetic current comparators	Magnetic resonance, current transformers	Magnetic resonance, current transformers	Current transformer, AC transformer	Remote current transformer
Very large currents (10 / 4-10 / 5A)	Magneto-galvanic, current transformers	Magnetic current comparators	Magneto-galvanic, current transformers	Current transformer, AC transformer	Alternating current transformer, magnetic current comparator	-
Extreme currents (105A and greater)	Magneto-optic	Magneto-optic	Magneto-optic	Induction	Magnetic current comparator	-

**Table 1. Purposes of application of large current measuring converters.**



### 1.5 Application of large current meters depending on mains voltage.

When we studied the application of large current measuring transducers above depending on the current value, we saw that the following four

types of measuring transducers are used: resistive, magneto-galvanic, current transformer and magneto-optic. Let us consider these measuring converters for three classes of voltage (low to 1kV, medium to 6-35 kV, high to 110-750kV).

Description	Current transformers	Resistive	Magneto-galvanic	Magneto-optic
Operating temperature range, °C	-45 - +60	-40+60	-40+150	Not applicable
Rated voltage, kV	To 0,66 kV	To 1 kV	to 6 kV	
Nominal current, A	5; 10; 15; 20; 30; 40; 50; 75; 80; 100; 150; 200; 300; 400; 600; 800; 1000; 1500; 2000; 3000; 4000; 5000; 6000 15000; 25000	0,3; 0,5; 0,75; 1; 1,5; 1; 1,55; 4; 5; 6; 7,5; 10; 15; 20; 30; 50; 75; 100; 150; 200; 300; 500; 600; 1000; 1500; 2500; 4000; 6000; 7500; 10000; 15000	Open type: ± 57, ..., ± 950 Compensation type: ± 5, ... ± 1200 A with a logical output of 0.5; 3.5; 5.0; 7.0; 10; and 54 A	
Shelf life, years	30	15	20	
Working frequency	50, 60 Hz	500 kHz	Open type: 100 kHz, compensation system 1 MHz	
Galvanic dependence	Electromagnetic	No	absolute	
Price	High	Low	Medium / high	
Accuracy class	0,2; 0,2S; 0,5S, 1	0,2; 0,05; 0,1; 0,2; 0,5	0,1 to 0,8	
Weight, kg	0.5 to 150	0,1 to 35	To 1 kg	

Table 2. 1 kV rated voltage.

Description	Current transformers	Resistive	Magneto-galvanic	Magneto-optic
Operating temperature range, °C	-45 - +50	Not applicable	Not applicable	Not applicable
Rated voltage, kV	10			
Nominal current, A	5; 10; 15; 20; 30; 40; 50; 75; 80; 100; 150; 200; 300; 400; 600; 800; 1000; 1500; 2000; 3000; 4000; 5000; 6000			
Accuracy class	0,25; 0,5, 5; 0,5			
Weight, kg	20 to 90			
Working frequency, Hz	50, 60			
Secondary chain galvanic bonding	Electromagnet			
Secondary circuit output parameters	1A 5A			
Price	High			

Table 3. 6-35 kV Nominal voltage.



Description	Current transformers	Resistive	Magneto-galvanic	Magneto-optic
Operating temperature range, °C	-60-+55			-50-+60
Nominal voltage, kV	110-750			110-750
Nominal current, A	100;150;200;150; 300;400;500;600; 750; 800;1000;1200 1250;1500;1600;2000 2500;3000;3500;4000; 5000;6000;8000;9000; 10000;12000;15000;18000			100-500000
Accuracy class	0,2;05			0,2
Weight, kg	450-7500			40 kg to 400 kg
Use	30			30
Secondary chain galvanic bonding	Electromagnet			Absolutely
Price	High			High

Table 4. 110-750 kV Nominal voltage table.

## CONCLUSION

The most common measuring meter in the management and control system of power supply facilities of the national economy and electric transport is a current transformer. It operates over a wide range of temperatures and rated currents, has sufficient accuracy for practical application, and can operate over a wide range of rated voltages. Current transformers provide secondary circuit galvanic separation [4]. The main drawback is that the secondary winding is not allowed to separate, as this creates an emergency due to overvoltage and overheating. A resistive measuring transducer can be used in low-voltage variable and fixed circuits. They are simple to perform, have high measurement accuracy, but have galvanic contacts, which limits their field of application.

The analysis shows that a magneto-galvanic measuring transducer is now widely used to measure alternating and alternating currents. Disadvantages: temperature dependence, small nominal voltage range compared to current transformers, magneto-optic current transformers are used in most cases to measure very large currents. The future development of large current measuring transducers should be focused on the creation of large-scale measuring transducers that change large currents on a large scale, have high measurement sensitivity at relatively small currents, provide stable characteristics and high metrological characteristics in transient processes in power supply systems. The SC converter is evidently a promising candidate for future high power density integrated DC-DC converters [17].

## REFERENCES

1. Amirov S.F., Khushbokov B.X., Muxsimov Sh.S. *Wide-range current transformers for traction power supply systems. Monograph. Tashkent - "Science and Technology" 2018 162 p.*
2. Semenko N. G., Gamazov Yu. A. *Measuring transducers of large electric currents and their metrological support. -M.: Publishing house of standards, 1984. - 132 p.*
3. Kazakov M.K. *Measurement of large direct currents without breaking the circuit. - Ulyanovsk: UISTU, 1997.*
4. Afanasyev Yu. V. et al. *Current transformers. - M.: Energoatomizdat, 1989.*
5. Andreev Yu. A., Abramson G.V. *Current transformers without breaking the circuit. -L.: Energy, 1979.*
6. Razin G.I., Shelkin A.P. *Contactless measurement of electric currents. -M.: Atomizdat, 1974.*
7. Spektor S. A. *Measurement of large constant currents. - L.: Energy, 1978.*
8. Marquardt K.G. *Electricity supply for electrified railways. Textbook for universities railway transport. -M.: Transport, 1982.*
9. Urakseev M.A., Marchenko D.A., Marchenko R.A. *Magneto-optical effects and sensors based on them // Sensors and Systems. - 2001, No. 1*
10. Fakhridin Nosirov, Urishev B.U, Bozor Ulugov, Jakhongir Dustmurodov, Panji Khaliyarov. (2020). *Reduced Pump Power Consumption Micro Accumulating Power Plants. International Journal of Advanced Science and Technology, 29(7), 2128 - 2136.* Retrieved from <http://sersc.org/journals/index.php/IJAST/article/view/17478>
11. Dzhumaevich, U. B. (2020). *Efficiency of use of autodesk inventor engineering programs and pedagogical information technologies in the field of*





- "Resistance of materials" in the process of teaching students of technical universities. *ACADEMICIA: An International Multidisciplinary Research Journal*, 10(5), 130-143. Retrieved from <https://saarj.com/wp-content/uploads/ACADEMICIA-MAY-2020-FULL-JOURNAL.pdf>
12. Segaran, D., Holmes, D. G., & Mcgrath, B. P. (2009). Comparative analysis of single-and three-phase dual active bridge bidirectional dc-dc converters. *Australian Journal of Electrical and Electronics Engineering*, 6(3), 329-337. <https://doi.org/10.1080/1448837X.2009.11464251>
  13. Deblecker, O., Moretti, A., & Vallee, F. (2008, June). Comparative analysis of two zero-current switching isolated dc-dc converters for auxiliary railway supply. In 2008 International Symposium on Power Electronics, Electrical Drives, Automation and Motion (pp. 1186-1193). IEEE. <https://doi.org/10.1109/SPEEDHAM.2008.4581237>
  14. Raximov N.R., Turaev B.E., Ulugov B.D. (2020/9/29). Development of a small photo generator based on the effect of anomalous photo voltage. *Monografia pokonferencyjna science, research, development #33 #2* (pp. 25-27). Retrieved from <http://xn--e1aajfpcds8ay4h.com.ua/pages/view/1357>
  15. Grdenić, G., Delimar, M., & Beerten, J. (2019). Comparative Analysis on Small-Signal Stability of Multi-Infeed VSC HVDC System With Different Reactive Power Control Strategies. *Ieee Access*, 7, 151724-151732. <https://doi.org/10.1109/ACCESS.2019.2948290>
  16. Mitra, B., & Chowdhury, B. (2017, September). Comparative analysis of hybrid DC breaker and assembly HVDC breaker. In 2017 North American Power Symposium (NAPS) (pp. 1-6). IEEE. <https://doi.org/10.1109/NAPS.2017.8107266>
  17. Seeman, M. D., Ng, V. W., Le, H. P., John, M., Alon, E., & Sanders, S. R. (2010, June). A comparative analysis of Switched-Capacitor and inductor-based DC-DC conversion technologies. In 2010 IEEE 12th Workshop on Control and Modeling for Power Electronics (COMPEL) (pp. 1-7). IEEE. <https://doi.org/10.1109/COMPEL.2010.5562407>
  18. Corcau, J. I., Dinca, L., & Ureche, E. (2015, May). Comparative analysis of a dc to dc boost converter with constant and variable duty cycle. In 2015 9th International Symposium on Advanced Topics in Electrical Engineering (ATEE) (pp. 638-643). IEEE. <https://doi.org/10.1109/ATEE.2015.7133894>
  19. Raximov N.R., Turaev B.E. (2020). Ulugov B.D. Optoelectronic devices based on nanocrystalline semiconductor (CDTE) AFN films. *Monografia pokonferencyjna science, research, development #33 #2*, (pp. 28-30). Retrieved from <http://xn--e1aajfpcds8ay4h.com.ua/pages/view/1357>
  20. Kumar, A., Bhat, A. H., & Agarwal, P. (2017, October). Comparative analysis of dual active bridge isolated DC to DC converter with flyback converters for bidirectional energy transfer. In 2017 Recent Developments in Control, Automation & Power Engineering (RDCAPE) (pp. 382-387). IEEE. <https://doi.org/10.1109/RDCAPE.2017.8358301>
  21. Denisov, Y. O., Stepenko, S. A., Gorodny, A. N., & Kravchenko, A. O. (2014, April). Input current parameters analysis for PFC based on quasi-resonant and conventional boost converters. In 2014 IEEE 34th International Scientific Conference on Electronics and Nanotechnology (ELNANO) (pp. 393-397). IEEE. <https://doi.org/10.1109/ELNANO.2014.6873446>
  22. Ulugov Bazar Dzhumaeovich, (2020, September). Effectiveness of use of information technologies in teaching the subject of material resistance in higher education institutions. *Innovative issues in the fields of technical and technological sciences. TSTU TB 2020*. (pp. 32-34). Retrieved from [https://www.researchgate.net/publication/344461320\\_OLIV\\_TALIM\\_MUASSASALARIDA\\_MATERIALLAR\\_QARSHILIGI\\_FANINI\\_O'QITISHDA\\_INFORMATSION\\_TEXNOLOGIYALARDAN\\_FOYDALANISH\\_SAMARADORLIGI](https://www.researchgate.net/publication/344461320_OLIV_TALIM_MUASSASALARIDA_MATERIALLAR_QARSHILIGI_FANINI_O'QITISHDA_INFORMATSION_TEXNOLOGIYALARDAN_FOYDALANISH_SAMARADORLIGI)
  23. Dastgeer, F., & Gelani, H. E. (2017). A Comparative analysis of system efficiency for AC and DC residential power distribution paradigms. *Energy and Buildings*, 138, 648-654. <https://doi.org/10.1016/j.enbuild.2016.12.077>
  24. Rezaoui, M. M., KOUZOU, A., Nezi, L., & Mahmoudian, M. O. (2013). Comparative analysis of PWM strategies of Venturini and Roy for the control of a [3x3] matrix converter. *International Journal of Advanced Renewable Energy Researches (IJARER)*, 2(2). <http://neredataltics.org/journals/index.php/IJARER/article/view/128>
  25. Patra, S. R., Choudhury, T. R., & Nayak, B. (2016, July). Comparative analysis of boost and buck-boost converter for power factor correction using hysteresis band current control. In 2016 IEEE 1st International Conference on Power Electronics, Intelligent Control and Energy Systems (ICPEICES) (pp. 1-6). IEEE. <https://doi.org/10.1109/ICPEICES.2016.7853353>
  26. Karaman, E., Farasat, M., & Trzynadlowski, A. M. (2014). A comparative study of series and cascaded Z-source matrix converters. *IEEE Transactions on Industrial Electronics*, 61(10), 5164-5173. <https://doi.org/10.1109/TIE.2014.2301766>
  27. Rozhentseva, A. V., Suslova, A. S., & Zinoviev, G. S. (2013, July). Comparative analysis of prospective high-voltage direct current converters of electric locomotive. In 2013 14th International Conference of Young Specialists on Micro/Nanotechnologies and Electron Devices (pp. 399-401). IEEE. <https://doi.org/10.1109/EDM.2013.6642023>
  28. Deblecker, O., Moretti, A., & Vallée, F. (2008). Comparative study of soft-switched isolated DC-DC converters for auxiliary railway supply. *IEEE transactions on power electronics*, 23(5), 2218-2229. <https://doi.org/10.1109/TPEL.2008.2001879>
  29. Setlak, L., & Kowalik, R. (2016). Comparative analysis and simulation of selected components of modern on-board autonomous power systems (ASE) of modern aircraft in line with the concept of



MEA/AEA. *Lecture Notes in Engineering and Computer Science, 1.*

30. Tytelmaier, K., Zakis, J., Husev, O., Veligorskyi, O., Khomenko, M., & Vinnikov, D. (2018). *Comparative Analysis of High Power Density Bidirectional DC-DC Converters for Portable Energy Storage Applications. Electronics & Electrical Engineering, 24(6).*
31. Matiushkin, O., Husev, O., Tytelmaier, K., Kroics, K., Veligorskyi, O., & Zakis, J. (2017, May). *Comparative analysis of qZS-based bidirectional dc-dc converter for storage energy application. In Doctoral Conference on Computing, Electrical and Industrial Systems (pp. 409-418). Springer, Cham.*
32. Tirtichmy, A. (2008). *The comparative analysis of characteristics of compensating converters of micromechanical inertial sensors. Information and communication technologies: problems, perspectives, 76-80.*



# ATOPIC DERMATITIS AND THE DIGESTIVE TRACT

<sup>1</sup>M.Kh. Mirrakhimova, N.U.

<sup>2</sup>Nishonboyeva

<sup>3</sup>I.G. Talipovna

<sup>1,2&3</sup>Tashkent Medical Academy,  
Uzbekistan

## ABSTRACT

*Within the last years the prevalence of allergic diseases is growing among children's pathologies. Atopic dermatitis (AD) occupied an important place among those allergic diseases. The reason of it is that allergic dermatitis take 40-60% of allergic pathologies. According to S.Z. Mavlyanova the prevalence of atopic dermatitis in Uzbekistan is equal to 37.1% (2019). Studies showed that 75-80% of all sick children had disorders of intestinal flora. Dysfunctions of gastrointestinal enzymes lead to intestinal wall and membranous malabsorption, and as a result the probability of introduction of bacterial and non-infectious allergens into a child's body increases.*

**KEYWORDS:** allergology, skin lesion, therapy, somatic pathologies, clinical symptoms.

According to the analyses provided in reference literature functional status of gastrointestinal tract and the development of its allergic reactions play the essential role in the development of chronic AD within the initial days of child's life [2,10].

**The objective:** to determine alterations in the status of gastrointestinal system in case of atopic dermatitis.

## MATERIALS AND METHODS

We performed analysis of case histories of children diagnosed with atopic dermatitis at the allergology unit of the 1<sup>st</sup> Tashkent Medical Academy within 2017-2019 (table 1).

From the received data we can see that atopic dermatitis prevails mostly among children of 2-5 years old (55.1%) and more among girls (60.8%).

**Table 1**  
**Analysis of the patients based on the age and gender**

N <sup>o</sup>	ADn=212		
1	Mean age, years	2.9±0.1	
2	2-5 years old	117 (55.1%)	
	5-12 years old	63 (29.7%)	
	12-18 years old	32 (15.09%)	
3	Gender	boys	83 (39.1%)
		girls	129 (60.8%)
4	Severity degree according to SCORAD index	Mild	175 (82.5%)
		Moderate	37 (17.4%)

For the detection of AD severity we applied SCORAD (Severity Scoring of Atopic Dermatitis)

index [156]. That index is calculated according to the following formula:

**SCORAD=A/5+7\*B/2+C**, where

A –square area of skin lesion (%);  
B – total score of objective symptoms (erythema, swelling, moisture, excoriation, lichsenification, peeling);  
C – total score of subjective symptoms (itching, insomnia);  
AD mild degree - score under 20 (exacerbation 1-2 times a year, long-lasting remission, good effect of the therapy).  
AD moderate degree - 20-40 (exacerbation 3-4 times a year, remission less than 4 months, no distinct effect of the therapy);  
Severe AD – above 40 (persistence of symptoms for a long term, remission for less than 2 months, ineffective therapy).

Every subjective symptom was scored from 0 to 10, after that the scores were summed up. Total score of subjective symptoms could vary from 0 to 20.

For the objective assessment of the efficacy of the therapy SCORAD index was calculated before and after the therapy. In our study the severity of AD according to SCORAD index was as follows: 175 children with mild AD and 37 children with moderate AD.

## RESULTS OF THE STUDY

It was determined that children suffering AD had hereditary predisposition to allergic pathologies from mother's side (72.3%). In both groups of children we determined that there were close relatives suffering gastrointestinal diseases (22.7%).

It was noted that allergic somatic pathologies observed in most of mother during pregnancy served the basis for the development of AD in their children. Different from comparison group mothers of the children suffering AD had chronic tonsillitis more often (29.2% versus 5.9 %) and 7.9 % of them had exacerbation of the diseases during pregnancy. Pregnancy with background chronic pyelonephritis was registered in 43.3% of 30 women from the basic group and in 20.0% of 20 women of the comparison group. According to statistical data some women from the basic group suffered acute respiratory diseases during pregnancy (69.8 %), while in the comparison group that number was equal to 23.4 %. Among the women of the basic group 41.3 % had risk of miscarriage, while in the comparison group only 18.6% of the women had that kind of risk. Moreover, 18.6 % of the women from the basic group had cytomegalovirus infection, while in comparison group only 3.2 % of the women had the infection.

Among the examined children 64.9% had gastrointestinal complaints. The character of these complaints is presented in Figure 1. Most of the children suffered abdominal discomfort (59.3%), stomachache (32.1%), regurgitation (24.5%), and nausea (15.6%). Sometimes children complained about vomiting (12.8%), constipation (10.5%) or liquid stool (8.7%). At the same time, we observed similar lesions in the upper and lower parts of digestive system, but what is more important is that there were cases when lesions were observed at the same time in both parts.

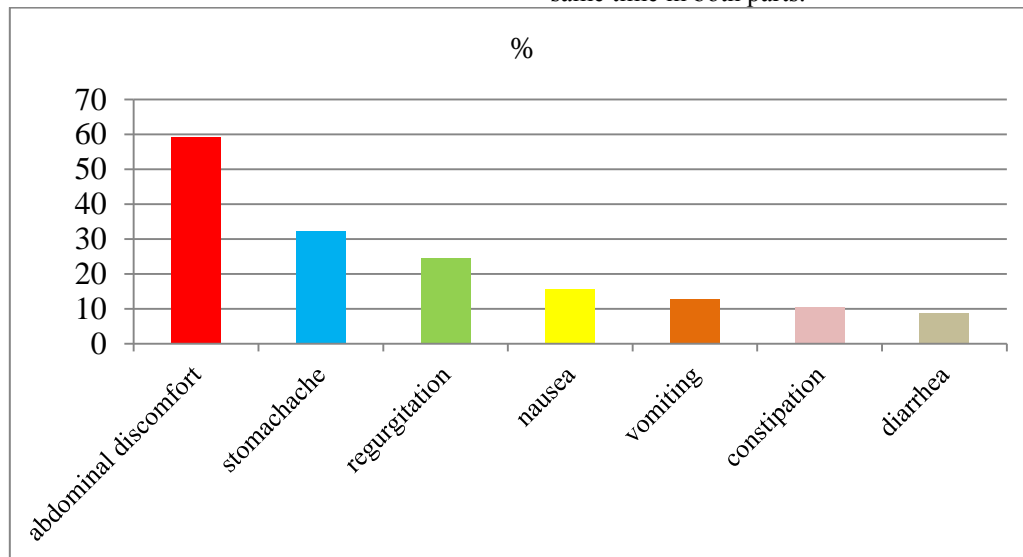


Figure 1. Character of gastrointestinal complaints in children suffering AD

Analysis of feces mostly showed such immediate markers of intestinal dysbiosis as fatty acids(41.5%), soap(43.9%), and indicators of intestinal malabsorption fibers (34.1%). Ultra sound of pancreas showed that 52.7% of the children it was

enlarged. We determined alteration of intestinal micro biocoenosis in 42.6 % of the patients.

The data obtained indicate the necessity of the introduction of modern methods of treatment in the standards of treatment of these diseases, which in



turn requires a more in-depth study of the state of the gastrointestinal tract in these patients.

In order to study AD mechanisms of development in-depth we performed analysis of correlations between clinical symptoms of the pathology and gastrointestinal complaints within the scope of this study. As a result, we determined positive correlations of various strength between clinical symptoms of atopic dermatitis and stomachache, but these symptoms were also correlated to itching and insomnia (+0.440 and +0.463). There was correlation between these symptoms and nausea (+0.445 and + 0.381). That is why we suppose there some mechanisms linking atopic dermatitis progression with development of gastrointestinal symptoms.

Bacteriological tests of feces showed high titers of *Staphylococcus aureus* and *Klebsiella pneumoniae* ( $10^5$ - $10^{10}$ ) in children with AD. In the beginning of the disease clinical alterations and allergic process progression differed much dependently on certain types of conditionally pathological flora. In young age detection of *Staphylococcus aureus* was manifested in intestinal colic and mucous in feces.

## CONCLUSION

The data about the role of digestive system plays in the development of AD show the necessity of the introduction of modern methods of treatment in the standards of treatment of these diseases, which in turn requires a more in-depth study of the state of the gastrointestinal tract in these patients.

## REFERENCES

1. Bulatova Y.M. *Intestinal micro flora is one of human health developmental factors [Kishechnayamikrofloraodinizfaktorovformirovaniyazdoroviyacheloveka]* //Medical advice. 2016. № 1.p.30-33. (in Russian) Francino M.P. *Early development of the gut microbiota and immune health* // Pathog. (Basel, Switzerland). 2014. V. 3.P. 769-790.
2. Ibragimova S.A., Mirrahimova M. Kh., Yunusjanovna N.N., Abdullaev B.Sh. *Comorbid course of atopic dermatitis with bronchial asthma in children: frequency, clinical and allergological characteristics*//Journal of Critical Reviews.- Vol.7.- Issue 17. 2020. - P.2317-2321
3. Jae W.Ch. Khalmatova B.T., Salomova F.I., Razikova I.S., Mirraximova M.H. *The prevalence of symptoms of allergic diseases in children residing in industrial regions of Uzbekistan* //International Journal of Psychosocial Rehabilitation 2020. Volume 24 - Issue 4. pp: 2105-2115
4. Khabibullayevna, M. M., Murotkhonovna, S. A. (2020). *Optimization Of Allergic Rhinitis Therapy In Children. The American Journal of Medical Sciences and Pharmaceutical Research*, 2(08), 119-125.
5. Maksimova O.V., Gervaziyeva V.B. *Intestinal micro biota and allergic diseases [Microbiotakishechnika I allergicheskizabolevaniya]* //Journal of microbiology. 2014. № 3.p. 49-60. (in Russian)
6. Maslowski K.M. *Diet, gut microbiota and immune responses* // Nat. Immunol. 2017. V. 12.P. 5-9.
7. Mirrahimova M.Kh., Khalmatova B. T., Ibragimova Sh.A. *Atopic dermatitis and the condition of the intestine in children* //Экспериментальная и клиническая гастроэнтерология. Russia. 2019.№5.p.126-128(14.00.00; №165).
8. Sakenova M.N. *Comparative analysis of qualitative and quantitative composition of lacto bacteria in children with allergic history and healthy children* [Sravniatelniyanalizkachestvennogoikolichestvennogostavalaktobakteriyudeteisotyagoshyonnim allegroanamnezom i uzdorovihdetei]// Tyumen Medical Journal. 2016. T.18, № 1. p. 47-51. (in Russian)
9. Song H. *Faecalibacterium prausnitzii subspecies-level dysbiosis in the human gut microbiome underlying atopic dermatitis* //J. Allergy Clin. Immunol. 2015. V. 137. P. 852-860.
10. Yunusjanovna N.N., Mirrahimova M. Kh., Ibragimova S.A. *Digestive organs status in children with atopic dermatitis* //Journal of Critical Reviews.Vol. 7. Issue 5. 2020. P. 678-679
11. Yunusjanovna N.N., Mirrahimova M. Kh. *Characteristics of Allergic Pathologies Progression in Young Children* //American Journal of medicine and Medical Sciences.- USA.2020.-10(9): P.652-656





## FORMATIONS OF CONGENITAL DEFECTS OF FACE OF EXOGENOUS CHARACTER

**Azimov Mukhamadzhon Ismoilovich**  
Professor of Tashkent State Dental Institute,  
Pediatric Oral and Maxillofacial Surgery  
department,  
Tashkent,  
Uzbekistan.

**Tarinova Margarita Vladimirovna**  
Docent of Tashkent State Dental Institute,  
Histology and Medical Biology Department,  
Tashkent,  
Uzbekistan.

**Shigakova Lutsiya Anvarovna**  
Senior teacher of Tashkent State Dental  
Institute,  
Histology and Medical Biology Department,  
Tashkent,  
Uzbekistan.

**Azimov Ibrohimzhon Muhamadzhon  
son**  
Fifth-year student of Tashkent State Dental  
Institute the Faculty of Dentistry,  
Tashkent,  
Uzbekistan.

### ABSTRACT

*Influences of exogenous factors on congenital defects (malformations) of the face and neck have been analyzed in this article, as occurrence in practice of children and teenagers and even aged people with such pathology experienced quite often and, unfortunately, increases every year. Major factors of development of maxillofacial system of children are probably varied from that that mother is a passive smoker. Prospective mothers do not have concepts about balanced diet. Places of employment of the parents are of colossal importance. Malformations of the face and neck are not only a medical problem, but also a psychological problem that requires conducting of complex measures oriented to prevention of these diseases, as well as psychological counseling of the child and their parents.*

**KEY WORDS:** *defects (Malformations); prevalence; folic acid; passive smoking; balanced diet; exogenous factors; teratogenic factors.*

### INTRODUCTION

Congenital malformations of face, nasolabial triangle, jaws and teeth are rather prevailing and serious diseases, which are very complex problems for dentists in oral surgery. These malformations in children are not only medical, but are also a social problem that requires close study of the factors influencing these defects (malformations), organization of preventive measures, introduction of sanitary-educative activities among young people preparing to become parents.

Biological inferiority of germ cells (father and mother) is possible consequently of life-style (use of narcotic drugs, alcohol, smoking, medical drugs), absence of individual protective devices in X-ray apparatuses and their use during X-ray examination, unplanned pregnancy, influence of hazardous factors, and food ration.

Spread of congenital malformations of the face and neck, population rate vary from 2.7 up to 16.3 on 1000 newborns. Cheilognathopalatoschisis rank second among all human CM (Congenital Malformation) and often combined with malformations of other systems [1]. Such defects in child attend malfunction of feeding process, processes of breathing, swallowing, occurrence of frequent possetting, often it is necessary to feed the child by special probes. In consequence, such malformation leads to the frequent pyoinflammatory diseases of epipharynx organs, inflammation of middle ear, can attend by hearing disorder. In addition, absence of timely correction of CC (Congenital Cheilognathopalatoschisis) or poor-quality surgical service lead to malfunction of shaping of speech habit, that in turn brings negative contribution to processes of socialization and child



training, all that aggravated by expressed cosmetic defects. According to the literature recently, frequency of occurrence of CC (Congenital Cheilognathopalatoschisis) has considerably increased.

The age of parents matters for posterity health. As any biological being, human being outlives stages of maturation, heyday (prime of live) and withering. [2].

In obstetrical and neonatology practice there is relation between level of health of newborn child and such maternal factors, as an age, old gynecological and somatic diseases in anamnesis, diseases during pregnancy, complications of pregnancy and delivery [3, 4, 5].

With that, in some cases birth of children with CM (Congenital Malformation) of face and neck observed with families with unburdened heredity. In the literature, there are data on influence of the most various teratogenic factors on formation of such defects. Considerable influence on abnormalities of formation of the fetus can give passive smoking, virus diseases of mother at early stages of pregnancy (rubella, measles, flu), as well as avitaminosis and insufficient or unbalanced diet. There are data about influence of age of the parents, rate of pregnancies and even seasonal pregnancies on development of CM (Congenital Malformation).

## METHODOLOGY

We developed a questionnaire where we considered all possible factors beginning from way of life (life-style) of parents and till pregnancy term, there were such questions as: Education of parents, their ages, occupational hazards, pernicious habits of parents, contact of the father with chemical substances and physical factors before conception of child, family history (anamnesis) on hereditary pathology unburdened, burdened, if there are patients with genetic illnesses in the family, a pregnancy course, infectious diseases in the first trimester of pregnancy, exacerbation of chronic diseases, whether there was a contact with toxic substances, dentist visit what kind of treatment conducted, went for X-ray, MR-imaging, Multislice-Spiral-CT (Computed Tomography) in the first trimester, medicine taken in the first trimester, whether the pregnant woman took folic acid, vitamins and during what period, diet of the mother (protein diet).

We surveyed 20 children of different age with various defects of the maxillofacial system.

## RESULTS

We have faced with the most various problems. One of them is that the pregnancy was unplanned; many of mothers do not remember the way of their life on the first trimester, what they took, whether they had a contact with chemical substances, some of mothers hide their way of life and their husbands. We have revealed that out of 20 children - 80 % of them had burdened anamnesis by exogenous factors.

Factors	Quantity of children exposed to exogenous factors
Family well-being	Below the average - 13 families
Mother education Level	Mother with higher education - 3 families
Frequent receiving of medication during pregnancy	All pregnant women took various medical drugs
Infectious diseases at early terms of pregnancy	15 mothers had infectious diseases
Consumption of food with protein	At all families carbohydrates and fats prevailed
Whether the mother is a passive smoker	18 mothers were passive smokers

Medical case of childbirth with CC (Congenital Cheilognathopalatoschisis) in the family revealed without hereditary pathologies, the reason of the CM (Congenital Malformation) development in this case was insufficient receiving of folic acid as well as unreadiness of the organism of mother for third unplanned pregnancy, her two previous pregnancies ended with birth of healthy children. Nor age of mother (all children were born in optimums for a birth of posterity period of reproductive maturity, from 20 to 32 years), nor diseases she had during the period of pregnancy (mother never consult a doctor in medical institutions owing to absence of complaints to level of health), nor other exogenous factors in this case did attend the pregnancy. Another, not less significant exogenous factor influencing

normal development of fetus, according to many authors -avitaminosis.

On the end of February, parents applied to the clinic with a child having a congenital left-side cut-through cleft upper lip and palate. In anamnesis, the patient is the third child of the third pregnancy. The first and the second pregnancies ended with a birth of healthy children. Right away after the second pregnancy, an intrauterine device had been fitted. After fitting of the intrauterine device, the woman did not see the gynecologist. The intrauterine device perforated the uterus and moved under skin. The woman did not spot specific causes for the punching. The husband was on business trip, did not lift weights.



Three months and 17 days later after fitting of the intrauterine device pregnancy revealed. Gap between 1st and 2nd pregnancy was 374 days, between 2nd and 3d was 388 days (frequent childbirth). Pregnancy proceeded imperceptibly; delivery was on time with weight of 4 kg. The Mother throughout this and all three pregnancies in order to increase the level of hemoglobin took alcoholic beverage “Kogar” and a number of vitamins, such as: Elevit (Элевит), Frontal (Фронталь), Ferrevit (Ферревит).

Birth of children with anomalies of development was not detected in families of both parents that allow to eliminate hereditary (genetic) dependency of the pathology.

However it should be noted, that the pregnancies in the given instance occurred with a short period of time and the gynecologist, who observed the pregnancy, recommended to the prospective mother to take of folic acid in order to ensure the normal development of fetus. The woman ignored the recommendation, referring to receiving of complex vitamins.

It is known, that the folic acid strengthens an organism, normalizes metabolic processes and favorably influences reproductive system. Doctors recommend to receive a preventive course of folic acid during pregnancy planning and necessarily prescribe this medicine for period of pregnancy. Thus, the maximum doses of folic acid (up to 800 µg a day) are recommended in the first trimester of pregnancy, a little less – up to 600 µg/day, in the second trimester of pregnancy. Receiving of folic acid considerably reduces probability of birth of child with congenital malformations.

## DISCUSSION

Absence of planning of pregnancy in the family, not following medical advice of the obstetrician-gynecologist doctor during pregnancy, negligent attitude of mother to the pregnancy can cause a development of various defects of maxillofacial system and lead to a birth of sick child. Likewise, it is very important that the population takes most responsibly the family planning of the future generation and are competently grounded. It is very important to conduct sanitary-educative activities among the population.

## CONCLUSION

1. Each woman, whom an intrauterine device was fitted, shall see regularly a gynecologist in order to be ascertained of position of the intrauterine device and protect herself against unplanned pregnancy.

2. It is necessary to begin a preventive course of receiving of folic acid for couple of months even before pregnancy planning for preparation of reproductive system as of mother and the father for

forthcoming pregnancy and prevention of possible congenital malformation of the face.

3. Each pregnant woman shall be followed up by the obstetrician-gynecologist and strictly follow prescriptions of the doctors.

4. Prospective mother shall eat healthy, that food is balanced, to keep a healthy life-style.

## REFERENCES

1. *Stevenson R.E., Hall J.G. Human Malformation and Related Anomalies. — New York & Oxford: Oxford University Press, 2006. — pp.15-10.*
2. *A.Sh. Inoyatov, M.A. Saidova, K.E.Shodmonov. Analysis of the factors conducive to development of congenital defects of maxillofacial area.// Bulletin of Council of young scientists and experts of Chelyabinsk region No. 4 (15) T. 3 2016- pp.51-55.*
3. *Ataniyazova O. A. Interconnection of level cytokines with hormonal background of the pregnant women of the Aral Sea region having development of antenatal anomalies of fetus in anamnesis / O.A. Ataniyazova, A.N. Kalandarova, T.U. Aripova, at alias//Medical immunology. - T. 13. - S. pp. 299-550.*
4. *Zhuchenko L.A. Primary mass prevention of folate-dependent congenital malformation. The first Russian experience / L.A. Zhuchenko. - Abstract of the thesis Doctor of Medicine. - Moscow, 2009. - 47 p.*
5. *Health for all. Major goal of new millennium for Uzbekistan. UNDP Report - T, 2006 -136p/*



# THE ENTRY OF THE BUKHARA EMIRATE AND THE KHIVA KHANATE INTO SINGLE CUSTOMS SYSTEM AND ITS CONSEQUENCES

**Safarov T.T.**

Bukhara Engineering and Technology Institute,  
Bukhara,  
Uzbekistan.

---

## ABSTRACT

*The information about the entry of the Bukhara Emirate and the Khiva Khanate into single customs system and its consequences are considered in this article.*

**KEYWORDS:** *the whole Russian market, duty, customs, transit, product.*

---

## INTRODUCTION

As a result of the conquest of the Bukhara Emirate and the Khiva Khanate by the Russian Empire and their vassalization, the task of integrating new property into the single all-Russian market was put on the agenda. The Russian Empire, which had a cheap and convenient market for the sale of Russian industrial products in Central Asia, could not be indifferent to the issue of including the region's trade routes in the imperial customs system to serve these purposes directly. In particular, efforts have been made to introduce a single customs system in Central Asia in order to capture the consumer markets of East Turkestan (Kashgar), Afghanistan and Northern Iran, and to fully control the trade routes of the Bukhara Emirate and the Khiva Khanate.

Afghanistan has long been of interest to Russian traders as a convenient market for Russian goods. As a result of the occupation of the Emirate of Bukhara and its dependence on the Russian Empire, the imperial government, which deprived the Emir of the right to independent foreign relations, began to put its interests first in trade relations through Afghanistan. Article 7 of the 1873 armistice agreement between Russia and Bukhara [1] stipulates that no customs duties shall be levied on transit goods on the Bukhara-Afghanistan border, ie goods transported from Russia to Afghanistan. There are plans to establish Russian commercial espionage in Bukhara to prevent customs duties on transit goods at the border, and to transport raw cotton, wool, and astrakhan leather from Afghanistan to Russia duty-free. [2]

The Russian Empire, in its own interests on the territory of Afghanistan, planned to give the palace the right to collect customs duties. The event is aimed at facilitating active trade in northern Afghanistan and preventing the dominance of Anglo-Indian goods in the market here, creating convenience for Afghan traders who have to walk 800 versts to buy Russian goods, for Russian light industry in the part adjacent to Afghanistan the goal was to grow a valuable American cotton variety that was an important raw material [3].

## MATERIALS AND METHODS

The Russian Empire did not like the fact that the Emirate of Bukhara was in control of the Afghan border crossings along the Amu Darya. In addition, the Russian government was planning to revise the tariffs on customs duties on goods exported from Afghanistan to the Russian market. In particular, it is planned to revise the amount of customs duties on raw materials such as cotton, cotton fiber, yarn [4]. Customs duties on some goods have been abolished, and Afghan sheep are the main source of duty-free goods. There were also many problems with the delivery of Russian goods to the interior of Afghanistan. For example, when a merchant brings goods to Mazar-i-Sharif, he pays a fee for bringing the goods, and when the caravan leaves the city, he pays another duty, a process that resumed in the cities in each border area. In addition to Russian customs at the border, the government of the Emir of Bukhara had to pay customs duties on goods from Afghanistan to Russia. Russian traders have demanded that they be representatives of the Russian government, which





represents their interests in the movement of goods across the Afghan border. Therefore, they had to come to terms with the government of the Emirate of Bukhara.

## RESULTS

Goods transported to Afghanistan were mostly transported by caravan on camels, and only a fraction of them were transported by water across the Amudarya, so it was very expensive to transport goods by caravan.

The lack of railways connecting Russia and Afghanistan has made bilateral trade difficult. Although Anglo-Indian goods were scarce in Badakhshan, Russian goods could not arrive quickly and in large quantities, as Russian and Bukhara traders traveled through the Palace and Chubek to the Afghan cities of Rustam and Faizabad, and from there to the British-owned cities of Chitral and Iskardo. required to go [5].

The desert zone on the Afghan border, the abundance of mountain trails, and the small number of soldiers guarding the border here made it easy for Afghan traders to cross into Chitral, a three-day drive from the Palace, carrying Russian goods. The market was dominated by cheap and high-quality Russian industrial goods.

Customs procedures on the Afghan-Bukhara border, the deprivation of Bukhara and Afghan traders of the right to rewards for the transportation of industrial goods, and riots by the Bukhara emirate's government over customs control have hampered trade.

According to the analysis of trade relations with Afghanistan in 1888-1889, socio-political events in the country, including the Ishaq Khan uprising in Northern Afghanistan and other internal political conflicts had a negative impact on mutual trade.

When analyzing trade relations with Afghanistan through Bukhara in the second half of 1888, the Russian goods introduced into the Afghan market during this period were as follows: The total weight of 11 types of goods was 701.72 pounds, totaling 1403,080 rubles [7].

In the second half of 1889, goods were brought to the Bukhara Emirate from the Afghan cities of Saripul, Maymana, Andhoy, Shiberghan, Akhcha, based on wool, fox skin, astrakhan (white, black, red) skin, sheep skin, black plum, pomegranate peel (for color). raisins, pistachios, almonds, sesame, flax, dates, poppies, sacks and carpets. Products such as green tea, chit cloth, andar sari, Indian piece, and indigo were mainly imported from India to Bukhara.

The goods imported to Bukhara were mainly transported through the Kelif customs, and annually about 1475080 rubles from India and Kabul, 220352 rubles from Akhcha, 234320 rubles from Shiberghan, 62360 rubles from Andkhoy. Among the goods listed above, the share of Anglo-Indian goods is large, and

the rest of the products are imported from Afghanistan. The value of Bukhara goods entering the Afghan market was 133,475 rubles, while the value of Russian goods was 1,084,914 rubles. Some Russian goods, such as sugar, were smuggled into Afghanistan not through the Bukhara Emirate, but through Kerki.

The results of trade relations between Afghanistan and Russia through the territory of the Bukhara Emirate in 1888-1889 and between the Afghan state and the Emirate of Bukhara show that Russian goods in Afghanistan could easily compete with Anglo-Indian and other European goods. The analysis of goods imported from Afghanistan to Bukhara shows that Afghanistan served as a transit point for Indian imports (tea, indigo, thin material), while wool, astrakhan, dyes were sent from Charviloyat to Bukhara. Necessary products for Russian industry were also exported from Afghanistan to Bukhara markets.

Prior to the opening of the Caucasus route, Anglo-Indian and Afghan goods were brought to Bukhara markets via northern Afghanistan. Although there were constant risks and actions aimed at restricting mutual trade, trade with Russian and local goods in this direction continued unabated.

In 1892 and early 1894, most of the goods crossed the Afghan-Bukhara border were Anglo-Indian goods. In particular, the volume of Afghan goods, especially karakul leather, has increased sharply. In June 1893 alone, the Emir of Afghanistan, Abdurrahman, sent karakul skins to Bukhara in three batches of 165 weddings. The Afghan emir, Abdurrahman (who ruled from 1880-1901), and his family held a high position in Afghan trade.

## DISCULSION

By 1890, there was a need to address a number of issues related to trade and its regulation in Central Asia. The customs system established by the government of the Russian Empire in the Governor-General of Turkestan is unsatisfactory for the central government. On the one hand, the Emirate of Bukhara and the Khiva Khanate try to subjugate trade, import and export of goods on their borders. was encouraging to focus. Although the 1868, 1873 Bukhara-Russia, and 1873 Khiva-Russia armistice agreements were in force, the situation here, that is, the import and export of goods across the Afghan-Bukhara, Iran-Khiva border, did not fully satisfy the Russian government. Therefore, measures were sought to include Bukhara and Khiva in the single Russian customs system, to involve these two countries in a single imperial economic zone and to control their economic and financial situation. Special discussions were held at the center of the empire on this issue, but the views of the ruling circles were not the same. The Russian government believed that the inclusion of the Khiva Khanate and





the Emirate of Bukhara in a single customs system would require large expenditures.

On June 12, 1890, the Turkestan Customs District, similar to the all-imperial customs, was established under the Ministry of Finance, and included the customs offices of the local provinces, the Ettisuv and the Transcaspien provinces. In October 1892, the head of the Turkestan customs district wrote a letter to the governor-general of Turkestan, in which he wrote: was.

Representatives of the Ministry of Finance of the Russian Empire, the Ministry of Defense, the Governor-General of Turkestan, the Turkestan Customs District raised issues such as the inclusion of the Emirate of Bukhara and the Khiva Khanate in a single Russian customs territory. These proposals put forward by the Ministry of Finance were supported by the Ministry of Military and Foreign Affairs of the imperial government and, of course, by the Governor-General of Turkestan.

At the initiative of the Ministry of Finance of the Russian Empire, a special council was convened in late 1892 with the participation of representatives of the Ministries of War, Finance and Foreign Affairs and the Governor-General of Turkestan, and it was considered expedient to include the Emirate of Bukhara and Khiva Khanate in a single Russian customs system. However, given that there may be protests by the Emir of Bukhara, Emperor Alexander III is in no hurry to confirm the above decision. To achieve this goal, the Emir is promised to pay part of the customs duties on goods imported from abroad and imported into the territory of Russia. The government will speed up the work and a council will be convened again soon. To address this issue, two special expeditions were organized to the emirate, and their representatives visited the Caspian region and the Emirate of Bukhara to study the situation. In October 1893, Major-General Usov, the head of the expedition, sent a draft of a unified customs system to the Governor-General of Turkestan, Vrevsky (1884-1889), and to the Emir of Bukhara.

The policy of including the Khiva khanate in the Russian customs system was also implemented during this period. According to the agreement signed between the Governor-General of Turkestan Kaufman and the Khan of Khiva Said Muhammad Rahimkhan on August 12, 1873, Russian traders engaged in trade in the territory of the Khiva Khanate were exempted from any trade fees, zakat (Article 9). Those who have the right to move their goods to a neighboring country free of charge (duty-free, transit trade) (Article 10), Russian traders also have the right to establish trade relations with locals in all cities of the khanate and organize their own espionage to control the proper conduct of trade (Article 11) [14].

According to the agreement, there were exceptions in trade between Russia and Khiva and Russia-Iran (via the Caspian Sea). True, according to the 1873 treaty, a large part of the Khiva khanate passed from it to Russia. Although many goods were exported to Afghanistan through the Bukhara Emirate, some goods were exported to foreign countries, particularly Iran, via the Khiva Khanate. Although the free movement of Russian goods in the territory of the Khiva Khanate, the organization of the passage of Russian ships along the Amu Darya, the observance of the agreement on the entry and exit of Russian goods from the territory of Khiva, the Russian Empire did not want to limit it.

## CONCLUSIONS

The law on the incorporation of the Bukhara Emirate and the Khiva Khanate into Russian customs territory was adopted on July 6, 1894. General control over trade on the Russian-Afghan border came into force on July 1, 1895, and Russia's control over foreign trade in Central Asia was firmly established.

## REFERENCES

1. I.Remez A.I. *Vneshnyaya trgovlya Bukhara do Mirovoy voyny. - Tashkent: SAGU, 1922. - S.33.*
2. *MDA I-1 fund of the Republic of Uzbekistan, list 27, case 408, page 17*
3. *MDA I-1 fund of the Republic of Uzbekistan, 27 lists, 408 cases, 18 pages.*
4. *MDA I-1 fund of the Republic of Uzbekistan, 27 lists, 408 cases, 17 pages.*
5. *MDA I-1 fund of the Republic of Uzbekistan, 27 lists, 408 cases, 10 pages.*
6. *MDA I-1 fund of the Republic of Uzbekistan, 27 lists, 408 cases, 11 sheets.*
7. *MDA I-1 fund of the Republic of Uzbekistan, 1st list, 48th case, 24th sheet.*
8. *MDA I-1 fund of the Republic of Uzbekistan, list 34, case 696, pages 36-48.*
9. *MDA I-1 fund of the Republic of Uzbekistan, list 34, case 696, page 34.*
10. *MDA I-1 fund of the Republic of Uzbekistan, list 34, case 696, sheet 146.*
11. *Ergashev F. Colonial excise and customs organizations in Turkestan // Society and Management. - №2; 2008. - B.73.*
12. *MDA I-1 fund of the Republic of Uzbekistan, list 11, case 827, page 5.*
13. *Sokolov A.Ya. Torgovaya politika Rossii v Sredney Azii i razvitiya russko-afganskix trgovyx omosheniy. - Tashkent: Fan, 1971. - P.172.*
14. *Gulishamborov S.I. Ekonomicheskiy obzor. - Asxabad: B.i., 1913. - P.158-159.*
15. *MDA I-1 fund of the Republic of Uzbekistan, list 11, case 1319, sheet 2.*



# TECHNIQUES FOR WORKING WITH TEXT IN LITERARY READING LESSONS

**Toyirova Nazokat Mohirovna**  
Bukhara State University,  
Bukhara,  
Uzbekistan

## DISCUSSION

Each lesson of literary reading is a special meeting with the author of the work, which in this case will be discussed. This meeting should be unforgettable, unexpected, interesting and rewarding. If we want to hear the child's opinion about this meeting, then we must try to organize it.

Teaching a child to read is not enough today. Teaching him to read "correctly", "effectively", and productively is an important task of a teacher. Achieving high results in reading comprehension and comprehension is the key to success. At the present stage, a completely different approach to the methods of analyzing a work of art is required. Actually, for this purpose the technology of productive reading was created.

**Productive reading** is such reading, in which, instead of reading speed, re-reading of all types of information, a deep understanding of the text is conducted.

**The purpose of the technology** is to form the type of correct reading activity, the ability to independently understand the text.

The technology includes three stages of working with text.

Stage 1. Working with text before reading

The goal is to predict upcoming reading

Consider the step-by-step types of work with the text in the lessons of literary reading in elementary school, according to the requirements.

**Grade 1 - teaching children to read and understand the read text, its conscious perception.**

- The practical difference between a text and a set of sentences.
- Knowledge of the structure of the text: the beginning of the text, the ending, the ability to see the sequence of events.
- Highlighting a paragraph, semantic parts under the guidance of a teacher.
- Drawing up a schematic or picture plan under the guidance of a teacher.
- Title of the text (selection of headings).

**Grade 2 - teaching children to work with text:**

- Finding missing letters by using and choosing test words yourself.
- Semantic reading.
- division into paragraphs and drawing up a plan of the read text (work).
- Possession of retelling of various types.
- Highlighting key words (phrases).
- Selection of antonyms and synonyms for words.
- Characteristics of heroes and their actions.

**Grades 3 - 4 - learning to find information, interpret texts and reflect on their content, evaluate what has been read.**

- Self-selection of the main idea (the whole text or its fragment).
- Finding information in the text for the questions posed in a direct or other form.
- Highlighting the main and secondary information.
- Revealing different life positions of the heroes and their coincidence with their own beliefs (knowledge).
- Predicting content by title, illustration, excerpt.
- Independent formulation of questions in the text.
- Comparison of texts of different genres, different styles (business, scientific, artistic, journalistic, colloquial) with similar content.

**Exercises aimed at developing the skill of anticipation.**

1. Division of words into syllables by vertical and horizontal lines.
2. Reading text with the top of the line covered.
3. Reading the text along the bottom of the letters.
4. Reading words written in different sizes.  
*StEaMer, ScHOoL, StUdEnT.*
5. Reading with a gradual build-up of letters, words.  
*up-up down-down  
forest-forest garden-garden  
house toy game*



6. Continuation of proverbs, sayings and catchphrases.
7. "Tell me a word."
8. Reconstruction of words based on the given combinations of consonants.
9. Composing a text from words, phrases, sentences or ready-made parts of the text.
10. Supplementing the text with missing sentences, parts.
  - 1 1. Working with text full of holes (quasi-writing).
  - 1 2. Search for semantic absurdities.
  - 1 3. Plot prediction by title or beginning of text.
14. Foreseeing the content and development of events at the end of the text.
  - 1 5. Drawing up a text based on the proposed plan, diagram, questions or pictures.
  - 1 6. Restoring the dialogue.

Determination of the thematic focus of the text

- Allocation of his heroes by the title of the work.
- The name of the author's name.
- Finding keywords.
- Correlation of illustrations to text based on reading experience.

Stage 2. Working with text while reading

**The goal is to understand the text at the content level.**

**The professional competence of a teacher is to provide a full-fledged perception of the text.**

Techniques for working with text.

- Primary reading of the text.
- Independent reading (at home or in class).
- Reading with stops.
- Dictionary work.
- Revealing primary perception through conversation.
- Revealing the coincidences of the initial assumptions of students with the content, emotional coloring of the text read.
- Rereading the text.
- Slow "thoughtful" re-reading of the entire text or its individual fragments.
- Asking questions to the text and to the author.
- Statement of a clarifying question for each semantic part.
- Referring to individual fragments of text.
- Conversation on content in general.
- Generalization of the read.
- Identification of coincidences of the initial sentences of students with the final conclusions of the text.
- Statement of generalizing questions to the text.

Techniques for developing expressive reading skills

Consider some techniques for developing expressive reading skills:

- articulatory gymnastics; (see Attachment);
- reading one sentence with different intonations;
- imitation of the teacher's speech;
- listening to a record;
- Tongue Twisters;
- choral reading;
- work on logical stress;
- reading by role;
- dramatization of the text;
- reading to music;
- markup of text: pauses, logical accents;
- exercise "Echo" (repetition after the teacher with the same intonation 1-2 lines of the poem);
- exercise "Acceleration" (repeated pronunciation of a sentence at an accelerated pace);
- a dictionary of moods; (see Attachment);
- participation in amateur performances;

Stage 3. Working with text after reading

**The goal is to achieve understanding of the text at the level of meaning.**

**The professional competence of a teacher is to provide an in-depth perception and understanding of the text.**

**Work methods.**

- Statement of a problematic question to the text.
- Dialogue, discussion.
- Acquaintance with the writer. A story about the writer. Conversation about the personality of the writer. (See Attachment).
- Re-referring to the title of the text and illustrations.
- Statement and argumentation of the attitude to the reading.
- Description of events, places of action, actions of heroes. (See Attachment)
- Performing creative tasks.

Graphic illustration

Creative work that promotes the development of the ability to interpret a work of art. The work of illustrating the text is exciting and interesting, because contributes not only to a deep, detailed reading of the work, but also to the development of imagination, the ability to convey an image through a drawing.

Verbal illustration (drawing)

This is the child's ability to express their thoughts and feelings based on what they read:

- fairy tales,
- fables,



- story,
- poems.

In no case should verbal drawing turn into a retelling of a work. Learning verbal drawing begins with the creation of genre (plot) pictures.

Creative retelling

Retelling, implying the transfer of the content heard, seen or read with any changes:

- add what could have preceded the situation depicted in the work;
- figure out how events could unfold further;
- change the narrator (the narration is from the 3rd person - the retelling will be built from the 1st person; the narration is built from the point of view of the narrator, and the retelling - from the perspective of the main character or another character);
- change the tense of the verbs (drawing the children's attention to how the picture of events changes).

The purpose of creative retelling is to evoke an emotional response from the students to the work being read, to help them understand the idea more deeply, to experience, together with the hero, those feelings that are laid down by the author in the work. Such work teaches children to train their imagination, sharpens their attention to the word, deepens the reader's impressions.

Compilation of filmstrips based on the text read

Children graphically depict the plots of the work, after which they establish a sequence of "frames" and independently voice them. To maintain the creative interest of children, children's drawings are placed on special sheets - frames. As the film strip is drawn up, the drawings are placed on the board on the personnel tape. As a result, children not only practice creative retelling, but also get joy from feeling themselves as a whole and unified link of a creative product.

This type of work assumes a logical continuation in the form of project activities outside the lesson.

Dramatization

This type of task of a creative nature should be singled out as especially important, since is a means of aesthetic education and development of children.

Consider the possible forms of dramatization:

- reading by role;
- puppet show;
- finger theater;
- shadow play;
- musical performances;
- dramatization of fairy tales;
- pantomime;
- staging live pictures;
- costume performances;

- performances based on their own scripts.

Of great importance in enhancing creative activity in literary reading lessons are game moments that introduce an element of entertainment into the creative process.

Creative tasks of game action

- Drawing up fabulous announcements and telegrams.

1. *I fly animals and birds.*
2. *I change the ABC for a ticket to the puppet theater.*
3. *I exchange an old broken trough for an apartment or a house.*
4. *Those wishing to purchase a live alarm clock, please contact A.S. Pushkin.*

- Drawing up crosswords.

- Writing quizzes.

Types of creative tasks involving work at home, or in creativity lessons, as well as in extracurricular activities, are relevant:

- homemade books;
- modeling and applique.

All these techniques help to penetrate deeper into the work, evoke sympathy for the heroes, and become a means of expressing their own attitude to what they read.

Using the technology of critical thinking, we will present the techniques for working with text.

Cluster Composing Technique

In translation it means "bundle", "constellation". The point of the technique is to try to systematize existing knowledge. The rules for building a cluster are very simple. We draw a model of the solar system: a star, planets and their satellites. There is a star in the center - this is our theme. The planets are surrounded by large semantic units. We connect them with a straight line with a star. Each planet has its own satellites, the satellites have their own. The cluster system covers more information. Clusters can be used at various stages of the lesson. Reception - "CLUSTER" helps the development of skills to develop their own opinion based on various observations, experience, promotes self-educational activities of students, the ability to independently solve problems and work in a group, activates educational activities.

Reception "True and False Statements"

This technique can be the beginning of a lesson. The teacher offers a series of statements on a specific topic. Children choose the "correct" statements based on their own experience or intuition. In any case, they tune in to the study of the topic, highlight the key points, and the element of competition allows them to hold attention until the end of the lesson. At the stage of reflection, we return to this technique in order to find out which of the statements were true.

Reception "Basket of ideas"





“A basket of ideas” is a method of organizing individual and group work of students at the initial stage of the lesson, when their experience and knowledge are being updated. Allows you to find out everything that the students know or think about the discussed topic of the lesson.

You can “drop” into the ideas basket:

- concepts,
- opinions,
- names,
- facts,
- problems related to the topic. Further, in the course of the lesson, these definitions and concepts, scattered in the child's mind, can be linked into logical links.

Prediction Tree Technique

The technique helps to make assumptions about the development of the storyline of the story.

A tree silhouette is attached to the board:

A *tree trunk* is a selected topic, a key issue of a topic, a simulated or real situation that suggests ambiguous decisions.

*The branches of a tree* are variants of guesses that begin with the words: "Perhaps ...", "Probably ...". The number of branches is not limited.

*The leaves of the tree* - justification, arguments that prove the correctness of the assumption.

Technique "Prediction tree" It is advisable to use in the study of current events. It is important to use textbook materials and media materials as arguments. To delve deeper into urgent social problems, to analyze them in many ways.

Reception "Keywords"

Pupils are encouraged to choose in the text "keywords" that are the most important or memorable in the material studied. It would be better to indicate the number of such words. For example, six.

Children must justify their choice: in connection with what they chose these words. A discussion is organized. It is very important that it takes place. During the discussion, there is not only a multiple repetition of this informational material, but also an understanding of the meaning of the words put forward.

As a result of the discussion on the board or in a notebook, "keywords" are recorded. In subsequent lessons, you can write them on the board, or say them orally. Children should explain why these words were mentioned. A complete answer is not required. There is a kind of warm-up before a more complete repetition of previously studied material.

Reception "Letter in a circle"

Reception "Letter in a circle" involves a group form of work. Each student should have a piece of paper. Children need to not only reflect on a given topic, but also coordinate their opinion with the group members. Each member of the group writes

down several sentences on a given topic, then passes his sheet to a neighbor. Having received the sheet, the neighbor continues his thoughts. The leaves move until each is returned to the leaf in which his first sentences were written.

Reception "Marks in the margins" ("Insert")

This technique is called "Insert" and is a tool that allows the student to track their understanding of the lesson. It's simple enough. Children just need to be introduced to a number of markings and invite them during the lesson to put them with a pencil in the margin of the notebook opposite the task being performed. The technique of "Marking in the Margins" works at the stage of comprehension. While reading the educational text, a target setting is given: while reading the article, make notes in the text. The teacher must first determine the text, remind the rules for placing markings, indicate the time allotted for work, check the work.

Technique "Composing a laptop"

This method of work is always accompanied by increased activity of children, forms the ability to work in a group. It is used when consolidating and summarizing educational material or in project activities.

What is a laptop? A laptop is a clamshell book with pockets, movable parts, windows in which materials on a chosen topic are placed. This is the final result of joint work on any topic, in which they consolidate, systematize the studied material, choosing for this purpose convenient and understandable headings, articles, illustrating them, coming up with different envelopes for them - secrets, mini-books - accordions, windows, doors ... This is creative work, which, in addition to consolidating the material, provides for such an important point as collective creative activity, the ability to work in a team, where children themselves assign roles, choose a leader, draw up an activity plan, choose or come up with forms of presentation of the material. The laptop can be used both in the classroom (if the topic and time permits), as well as in extracurricular activities, organizing work in groups, pairs, individually (as you like more). Can be set as creative homework.

## REFERENCES

1. Розиков О.Р. Ўзбек тилидан дарс тиллари. Тошкент, "Ўқитувчи". 1976. 123 б.
2. Саудаҳмедов Н., Очилов А. Янги педагогик технология моҳияти ва замонавий лойиҳаси. – Т.: 1999. -55 б.
3. Alijon R Khamraev. Modeling Teacher's Activity in Designing Students' Creative Activities. Eastern European Scientific Journal.2019/5/10/
4. O'qish kitobi: 1-sinf uchun darslik / Muallif-tuzuvchilar: T. G'afforova, E.Shodmonov, G. Eshturdiyeva; Mas'ul muharrir: S. Mat chonov. – T.: «Sharq» 2017. — 128 b.





5. *O'qish kitobi 4-sinf: umumiy o'rta ta'lim maktablarining 4-sinfi uchun darslik/S. Matchonov [va boshq.]. - Qayta ishlangan va to'ldirilgan oltinchi nashr.- Toshkent.: «Yangiyo'l poligraf servis», 2017. - 216 b.*
6. *Avezmurodovich, O. R. (2020). Difficulties in learning to write and read left-handed children. European Journal of Research and Reflection in Educational Sciences, 8 (8), 40-45..*



# MODERN FORMS OF MATH LESSONS IN PRIMARY SCHOOLS

**Saidova Gavkhar Ergashevna**

Teacher of the Department of Primary Education Methods,  
Bukhara State University,  
Bukhara,  
Uzbekistan

---

## ABSTRACT

*This article discusses modern forms of math lessons in elementary school and describes effective ways for elementary school students to quickly and easily master math in accordance with modern requirements. It also describes methods that can be used in organizing modern and innovative lessons, as well as the order of their delivery.*

**KEYWORDS:** *modern, modernism, innovation, form of lesson, method, effective method, mathematics.*

---

## INTRODUCTION

The effectiveness of education depends not only on the didactic processing of information content, strict adherence to the principles of education, but also on the correct choice of teaching methods. Experts differ in their teaching methods. In some countries it is interpreted as a way of going from ignorance to knowledge, and in others as a way of connecting teacher and student activities.

The use of modern teaching methods in the educational process increases the content and quality of education, the lesson is organized in an interesting and active way. At the same time, students' participation in the lessons has become more active, their worldview has expanded, and they have gained scientific, theoretical, practical and methodological experience. Their written and oral speech develops and is formed.

Students work independently, creatively, and think freely. Independently study the literature to shed light on the topic. They will be searched in the library and will be able to find and read news on the topic. Learn to work with scientific and theoretical literature in the library. In the workshop, students develop their oral and written communication skills by sharing ideas from the text.

## MATERIALS AND METHODS

Nowadays, multimedia and CDs are taught using technical means in the educational process. For example, multimedia is a one-hour, audio,

programmed, scheduled, State Education Standard (SES) – compliant form of instruction. To use it, experts create multimedia for a specific hour on the topic. The subject in the text creates multimedia on the screen. The subject matter of the text makes the on-screen multimedia itself meaningful and high quality.

The teacher does not spend too much energy, knowledge and effort in the teaching process. Students become more active, independent, creative, and free-thinking. In class, they learn to work in a modern way. They will be literate in computer and information technologies, learn to organize lessons with the help of technical means. Students' worldviews will grow, they will become more active, and their interests will increase.

When using this method, the teacher addresses the students with thought-provoking assignments and questions. Of course, assignments and questions should be relevant. For example, in an etiquette class, a teacher may ask students such a puzzling question. «A person gets 3 loaves of bread every day. He gives one to his parents, another to his children, and the other to his husband. Why does he do that?»

Of course, high school students will find this puzzle right away, but for younger students, the eureka method can be used to solve this puzzle. For them, the question is thought-provoking, and they use their mental capacity. It makes them think. Also, in a math class, a teacher may use one of these methods in an unconventional way for students. Example: A teacher gives students



the following task:

"Think of any number up to ten and don't tell us!" Double the number you think of, don't say the answer! Add two, and then divide the number by two! Subtract the resulting number from the number you originally thought of! You will all be left with a number.

In fact, it is one of the most thought-provoking, fun, and unconventional ways.

Through this method, students' mental thinking develops, is shaped by their worldview and thinking. The lesson is interesting and unconventional. Students will be more active in the classroom. They will be able to express themselves freely. Each student has his or her own position and path.

## DISCUSSIONS

The teacher will teach a career-related lesson to help students improve their professional skills. The purpose of this method is to motivate students to pursue a career. For example, elementary school etiquette uses a career-related teaching method to engage students in the profession through reading lessons. In this case, real-life examples of the profession are explained to students during the lesson. There will be information on sewing, cooking, handicrafts, farming, goldsmithing, painting, craftsmanship, driving, sports masters, discussions, conversations, meetings with professionals. You can do this in class. By informing students about the profession and inviting them to the lesson, they will be asked questions about the benefits of their activities for the future and society for a certain period of time. This makes the lesson unconventional. Students not only acquire knowledge during the course, but also acquire professional knowledge, skills, and competencies. Students' professional interests will increase. They will have the opportunity to pursue a career in the future. The lesson is lively and unconventional. Students will be able to think independently, freely and creatively. The lesson is lively and unconventional. Students will be able to think independently, freely and creatively. They will also increase their interest in the profession during the course.

The non-traditional methods mentioned above encourage students to take an active part in the lessons in the first place. will be able to engage them in the lesson Second, through non-traditional methods, students will learn to work independently, creatively, and think freely. Thirdly, the lesson is interesting, children do not get bored in the lesson, they work creatively, learn to work on different sources, and develop scientific-theoretical, methodological and practical knowledge and experience.

Students will be given a topic or plan in advance. Students prepare independently for this topic or plan. Students of each class should prepare for the topic and plan for 3-4 of the most talented, excellent, self-working children, in-depth study, its goals and objectives, methodological bases, scientific-theoretical, practical -complexly studies the methods of methodological knowledge, principles, rules, laws, problems in the subject plan, the analysis of their solutions, and these 3-4 students cover the topic in detail. All students analyze and fill in the gaps and achievements. The facilitator monitors each question, how and in what way the topic is enriched, and does not deviate from the topic. The content, solution, problems of topics and questions are solved from the scientific-theoretical, practical-methodical point of view, generalized, summarized, Suggestions, recommendations are given. Students will be given the opportunity to express themselves independently. The same topic, the question is solved in depth, in detail, its objectives, methodological bases, problems are studied by students independently, in a debatable way. Students take an active part in the lesson, which takes the form of a non-traditional lesson. What students don't know is what they learn in a conference lesson.

A topic is presented to the students in advance, along with the teacher's plans. They read independently on a topic based on this plan, collect a library of literature in the library, and prepare for class. In this lesson, students will be asked to provide feedback on the topic. The seminar is open to all students. The teacher asks each student the goals and objectives of the topic, methods and forms, the essence of the content. The topic will be studied in detail. Students play an active role in the seminar, playing the role of teacher, manager, facilitator.

The structure of elementary mathematics has its own characteristics.

1. Makes up the main content of the course of arithmetic material. He teaches arithmetic of natural numbers, basic quantities, algebra and geometry in combination with material.

2. Primary class material is concentric structure. For example. first the decimal numbering is taught, then numbering and arithmetic operations within 100 are taught. Then perform arithmetic operations within 1000, then in multi-digit numbers.

Number these with training. quantities. fractions. taught by adding algebraic and geometric materials.

3. Theoretical and practical issues are interrelated.

4. Mathematical concepts, properties, discovery of legal connections are interrelated in the course.



5. Every concept is explained in a developed way. For example, before teaching arithmetic operations, its exact essence is revealed. then the properties of the amai, then the relationship between the components. then the result of the application. at the end the link between the actions is given.

6. The basic concepts and the resulting concepts are given in the interrelationship.

However, the number of concentrates in the current program has not been reduced. hundreds, thousands, multi-digit numbers. It should also be noted that the material is grouped in such a way. in which the interconnected concepts, actions, and issues are approached in terms of time.

## RESULTS

Simultaneously with the study of the properties of arithmetic operations and appropriate calculation methods, the relationships between the results of arithmetic operations and their components are revealed. (For example, if one of the additions is deducted from the sum. The second additive is formed). A change in the results of arithmetic operations is observed with a change in one of the components.

The concepts of equality, inequality, equation, variable, which meet the objectives of observation, deep, understood and generalized mastery of the elements of algebra, are revealed on a concrete basis.

From Grade 1, numerical equations and inequalities ( $4 = 4$ ,  $6 = 5 + 1$ ,  $2 < 3$ ,  $6 + 1 > 5$ ,  $8 - 3 < 8 - 2$ , etc.) are considered.

Learning them is linked to learning arithmetic material and helps to reveal it more deeply.

Starting from class 2,  $(x + 6) - 3 = 2$  and so on. the equations in the form are considered.

Solving equations. with the pre-selection method, then based on the knowledge of the relationships between the results of the actions and the components.

Practical testing with a variable allows students to master functional imaginations.

Geometric material Introduce children to the simplest geometric figures. developing their spatial imagination. as well as. arithmetic laws. serves the demonstrative purpose of the links: (For example, from the descriptive image of a right rectangle divided into equal squares, the substitution property of multiplication is used to reveal the connection ..)

Straight and curved lines from 1st grade. sections, polygons and their elements. The right angle is included.

Students should be able to imagine geometric figures, learn their names, make simple ones on checkered paper. Besides. they are the length of the cut and broken line. they must be able to find the perimeter of a polygon, a rectangle, a square, and the face of any figure in general (using a palette).

The objectives of teaching mathematics in primary school are: general education purpose, educational purpose. practical purpose. These goals are inextricably linked. They fill each other up.

1. The purpose of education requires the teacher to: a) provide students with a system of mathematical knowledge, knowledge, skills, abilities; a) study of the real world by mathematical methods;

b) to develop students' oral and written speech, to ensure its quality;

c) to provide students with knowledge of mathematics in such a way that through this knowledge, through active learning activities, knowledge, skills, abilities increase.

2. Educational purpose. Teaching math teaches students perseverance, diligence, perseverance, and control over their own thoughts and conclusions. in particular, it is necessary to achieve the fluency of the thought expressed on the basis of observation. Symbols are used in mathematics to represent the relationship between quantities. This is the mathematical language that needs to be developed. The task of the teacher should be to teach him to translate the mathematical idea expressed in the mathematical language into the native language.

Striving to know. it is necessary to cultivate a sense of satisfaction from independent work. The teaching of mathematics itself cultivates in students the ability to concentrate and concentrate.

The teacher should provide:

a) the student can understand the connections in the material world, changes in quantities, their relationship to each other;

b) to ensure that students have a strong interest in learning mathematics;

c) labor. Ensuring relations with the homeland, people, creating aesthetic taste;

d) history of the Uzbek nation, incl. fostering a worldview on the history of mathematics teaching;

e) fostering students' thinking skills and mathematical culture.

3. Practical development goal. The practical purpose of teaching mathematics is to teach students to apply the knowledge they have acquired. Numbers and mathematical expressions of the acquired knowledge. be able to apply to operations performed on points. to teach how to use it in solving the same problems. It is to teach how to apply knowledge to solve problems encountered in daily life.

The concept of teaching method is one of the main concepts of didactics and methodology.

Thus mastering teaching methods. performs three main functions, such as nurturing and development.

From teaching methods to the new content of education. In order to make a conscious choice of those who are suitable for the new tasks, it is



necessary to first study the classification of all teaching methods.

Information on research methods.

Pedagogical work is pedagogical without studying and generalizing experiences

pedagogy cannot be developed without an in-depth study of the process. Modern education equips pedagogical pedagogy with a general method of scientific knowledge. but like any other science, the science of pedagogy has its own research methods.

Scientific research methods are methods of obtaining scientific information in order to establish legal connections, relationships, connections, and to formulate scientific theories. Tracking. experience, acquaintance with school documents, study. interviews and surveys, methods of scientific and pedagogical research. Recently, the use of mathematical and cybernetic methods, as well as modeling methods has been noted.

Primary mathematics teaching methods use the same methods used in all pedagogical research.

### 2. Observation method.

The method of observation is the perception of the pedagogical process in a direct purpose, with the appropriate recording of the methods of observation in normal conditions. The method of observation is used to study how the work in this or that area of educational work is progressing. This method allows the teacher to collect accurate material about the activities of the teacher and students in a non-forced natural environment.

During the observation, the researcher does not interfere with the normal phase of the learning process. The follow-up will continue at regular intervals or in the near future based on a clearly defined target plan. The progress of the observation, the facts, the events taking place, the equipment are recorded in the observation diary.

Monitoring can be intermittent or selective. A more widespread phenomenon in continuous observation (e.g., cognitive activities of younger students in mathematics lessons). in selective observation, small-scale events (e.g., independent work of students in mathematics lessons) are observed. Decision making or diary keeping is the simplest method of recording observations. The most reliable method of recording observations is the use of technical means, video, photo and TV screens.

One of the methods of observation used is the study and generalization of advanced pedagogical experience. A mandatory prerequisite for the successful use of this method is that the description of the teacher's experience must be appropriate to the research task set.

### 3. Experience.

The experiment is also an observation and is specially organized. conducted under conditions controlled and systematically altered by the researcher. Pedagogical experience is used to study

the effectiveness of this or that method of teaching and education, instruction manuals.

Before conducting an experiment, the researcher should be able to clearly articulate the issues that need to be explored, and the resolution of such issues should be important for school practice and the science of pedagogy. Before conducting an experiment, the researcher should study the theory and history of the subject matter. as well as practical experience in the field. The study of scientific hypotheses is of great importance in research. The organization of the whole experiment is aimed at testing scientific hypotheses. It allows material to be collected, preventing the researcher from confusing it with specific material.

Analysis of experimental results is carried out by the method of comparison. To do this, two or more groups are formed, the composition of the students in these groups should be as uniform as possible in terms of preparation levels and other indicators. In the same classes work is carried out on the experimental material specially developed by the researcher. Control classes are selected for comparison, these classes do not apply the methods, tools, etc. that are used in the experimental classes, approximately according to the composition of students, their level of knowledge.

Other methods of obtaining objective information about the results of the experiment are also used:

1. In the experimental classes, the initial conditions are somewhat more favorable than in the control class: if the experimental classes have good results in such conditions, the experimental solution of the problem is justified;

2. Two classes with the same composition of students are taken: a new solution of the problem under study is applied in one of these classes, then applied in the other class materials in other subject materials; if a new method in such application gives a good result, this method, the method, will be justified.

Before the experiment begins, the knowledge of all students in the intermediate stages and at the end of it is tested. Based on the analysis of the data obtained, the method, method, etc. conclusions are drawn about the effectiveness. The result is based on an analysis of the qualitative and quantitative results obtained from the experimental test classes. There are different ways to determine quantitative quantities (in terms of mastery, comparison of correct and incorrect answers, etc.). Recently, the same computational techniques and cybernetic tools have been used for this purpose from the methods of variational statistics. Experimental verification of some important rules is done through mass experimentation

### 4. Study of school documents.

One of the most common methods of pedagogical research is the study of students and





school documents. Determining the level of readiness of students in certain sections of the program allows you to monitor their growth and development over a period of time. For example, special written and graphic work is carried out in such a way that the examination of them should clearly show the knowledge and skills of children in mathematics: to perform such special work for a certain period of time, to see how students progress and how well they move. shows. It is important to analyze the mistakes students make in their writing. Such an analysis makes it possible to identify the complex challenges faced by students as a whole class, as well as the individual characteristics of students in their mastery of mathematics.

Curriculum documents (curriculum, syllabus, methodical work documents, reports, etc.) reflect the process and state of development of educational work.

Studying students' notebooks is important for research work.

#### 5. Conversation method.

Conversational method is also used in pedagogical research. The use of this method allows to obtain materials that complement and clarify the data obtained from the observation, to perform tasks. The basis of the success of this method is the ability to communicate with children, to communicate freely with them.

Conversation is one of the most common and leading teaching methods. can be used at the same stages of the lesson, for the same learning purposes, i.e., to review homework assignments and independent work, to explain, reinforce, and repeat new material.

Conversation-teaching is a question-and-answer method, in which the teacher, based on the extent to which students have mastered their knowledge and practical experience, leads to problem solving.

In the methodological literature, it is often recommended to use the conversational method in the introduction to mathematical concepts (numbers, arithmetic operations and the relationship between their components and their results).

Two types of conversation are used in teaching, namely catechetic and heuristic conversation.

Catechistic conversation- It is based on a system of questions that require simple recollection of previously acquired knowledge, tariffs.

This dialogue is mainly used to reinforce and replicate new material in the examination and assessment of knowledge.

## CONCLUSION

It is very important to set the purpose of the interview, justify the program development, direction and methodology. The interview method involves the

inclusion of direct and indirect questions that allow you to verify the reliability of the answers to the questions asked directly.

The interview method can also be aimed at teachers, parents, in which the researcher's attitude towards the interviewee can be clear.

Younger school-age students are told more about the need to use new methods of teaching in school due to the significant change in the purpose and content of teaching mathematics. This includes, for example, problem-based teaching methods, curriculum-based teaching methods, and other methods. However, the novelty of these methods is that they use teaching methods that are designed to stimulate students' mostly independent, mostly inquisitive activities.

## REFERENCES

1. *Bikbayeva N.U. and others. Methods of teaching mathematics in primary school. - T.: "Teacher", 1996. Pages 16-18.*
2. *Jumayev M., Tadjieva Z. Methods of teaching mathematics in primary school. - T.: "Technology", 2004.*
3. *Akhmedov M., Abdurahmonova N., Jumayev M. Mathematics. 1st grade textbook. - T., 2019-y.*
4. *Abdurahmonova N., Urinboyeva L. Mathematics. 2nd grade textbook. - T., 2018.*
5. *Burkhonov S., Khudoyorov O., Norkulova Q., Rozikulova N., Goibova L. Mathematics. 3rd grade textbook. - T., 2019-y.*
6. *Bikbayeva N., Yangabayeva E., Girfanova K. Mathematics. 4th grade textbook. - T., 2017.*



# METHODS OF WORKING WITH TEXT IN LITERARY READING LESSONS IN ELEMENTARY SCHOOL

**Ismatov Sobirjon Raximqulovich**

Bukhara State University,  
Bukhara,  
Uzbekistan

---

## ABSTRACT

*This article discusses the issue of organizing work with texts in literary reading lessons using effective technologies.*

**KEYWORDS:** *text, student, reading, analysis, techniques, assimilation, search, presentation, efficiency, inference, book, experience, material, volume, information.*

---

## INTRODUCTION

By teaching my students, I only create the conditions in which they themselves learn. "A modern lesson is a lesson in which the maximum of a child and a minimum of a teacher, a lesson in which children work more, and the teacher only directs their work.

My experience suggests that a student assimilates 10% of what he hears, 50% of what he sees, 70% of what he says, and 90-100% of what he does himself. Therefore, for myself, I highlighted several aspects of a modern lesson: the interaction of students with each other, a teacher-coordinator of acquiring knowledge; a lesson in which each student learns with interest; a lesson that should be based not on obedience, imitation and repetition, but on an independent search for truth, on the analysis and synthesis of different points of view, own observations and experiments; a lesson that should be focused on the development of the creative abilities of students, on the use of modern technologies.

### **Techniques for working with text in the lesson for different types of reading (viewing, introductory and studying)**

Information technologies and their methods of presenting educational material have changed dramatically. The book and printed text are the main teaching aids, but a modern lesson implies new approaches to work.

At least for the minimum time allotted in the lesson to achieve the effectiveness of reading, and turn the lesson into an exciting interesting study? Most teachers in their lessons are faced with the fact that students do not know how to work with the text.

Possible reasons: modern children in conditions of oversaturation of the information environment read little educational and additional literature, textbooks contain a fairly large amount of material, the educational process is aimed at independent acquisition of knowledge.

Working with text is one of the main tasks in any lesson. It is not enough to simply ask students to open the book on the right page, read the material and answer the question. This will lead to the lack of the required result and a senseless waste of time in the lesson.

The same type of activity within a lesson can be structured in different ways so that it becomes not only productive, but interesting and motivating for students. For reading to be productive, students must take an active position, carrying out a variety of mental operations. When working on a text, it is important to take into account the types of reading that have different goals.

Types of reading:

View reading is the most superficial kind, giving the most general idea of the content and meaning of the text. The end result is a decision whether to read the text or not.

Techniques for working with text, used for viewing reading:

1. Analyze the subheading as well as predict the topic of the text.
2. Analyze subheadings if they are present in the text.
3. As an additional task, you can view drawings and times highlighted highlights in the text.
4. Get acquainted with the structure of the text.



5. View the first as well as the last paragraph of the readable text. Acquaintance with the table of contents.
6. Use text annotations.

I begin the study of a new text by reading the author's surname, the children give a summary of his work, then we read the title, consider the illustrations.

We express our assumptions about the theme of the work, about the characters, content, development and actions. The children read the key words, which are isolated from the text in advance and are written by me on the board, I set the children the task of checking and clarifying their initial assumptions .

An introductory reading is more detailed than a viewing. This type is characterized by the extraction of basic, but not additional information from the text being read. As a result, students determine if there is enough information in the text or if it needs to be re-read or analyzed.

Techniques for working with text , used for trial read:

1. Students read the text paragraph by paragraph.
2. It is important to focus on the nouns, the first and last sentences of each individual paragraph.
3. Highlighting important information.
4. You can determine the main thing while reading the text.
5. Arrangement of graphic signs adopted by the students themselves: ? - I do not understand or! - it is interesting.

I'm working with text, use annotated reading. The commentary should be short and dynamic. During reading, children mark incomprehensible words. After reading these words, they are discussed: is it possible to understand the word from the context or is the help of an explanatory dictionary needed.

Study reading is the most detailed type of reading.

The purpose of this type is not just a thorough study, but also penetration into the meaning of the text, a detailed analysis of the text. The end result is aimed at understanding all levels of the text, as well as the perception of various information presented in the text (factual, conceptual and subtext). Reading goals are achieved using a variety of techniques for each type of reading.

Techniques for working with text , used for studying reading

1. Highlighting the semantic parts of the read text.
2. Predicting the content and meaning of subsequent parts of the text, based on what you read.

3. Highlighting keywords of the text as you read.
4. Replacing the semantic parts of the text with their equivalents.
5. Revealing details as well as subtextual information contained in text.
6. Determination of the belonging of the text to a specific functional style. Drawing up questions that are problematic, both during and after reading the text.
7. Making judgments of students.
8. Drawing up a plan or graphical diagram that will help to identify the structure of the text, as well as the relationship of its individual parts. Students love that what kind of task.
9. Recycling the text, creating new texts based on the read. Writing a commentary is the final stage of work on the text for a student reading.

The listed methods of working with text are basic, but far from the only ones. Their use is largely determined by the teacher himself, his desire to work creatively and look for new effective ways to solve problems in the classroom. The choice of certain techniques also depends on the level of preparedness of students and their learning motivation.

I believe that in order to work with text to become productive, it is necessary: to carefully build the lesson's algorithm, think over its course to the smallest detail, clearly set tasks for students, focus on the level of students' preparedness and their educational motivation; do not forget about a differentiated and personality-oriented approach.

These techniques are also effective in that they help the student to design the educational process, track the directions of his development, and determine the final result himself.

It becomes obvious that the use of even some techniques makes it possible to activate the thinking activity of students. Techniques help the teacher replace passive listening and retelling with active participation of students in the educational process, and thereby increase the effectiveness of teaching.

"The learning outcome is not assessed by the amount of information provided, but by the quality of assimilation and development of learning and self-education abilities."

## REFERENCES

1. Alijon R Khamraev. *Modeling Teacher's Activity in Designing Students' Creative Activities. Eastern European Scientific Journal.* 2019/5/10/
2. *O'qish kitobi: 1-sinf uchun darslik / Muallif-tuzuvchilar: T. G'afforova, E.Shodmonov, G. Eshturdiyeva; Mas'ul muharrir: S. Mat chonov. — T.: «Sharq» 2017. — 128 b.*
3. *O'qish kitobi 4-sinf: umumiy o'rta ta'lim maktablarining 4-sinfi uchun darslik/S. Matchonov [va boshq.]. - Qayta ishlangan va*



- to'ldirilgan oltinchi nashr.- Toshkent.: «Yangiyo'l poligraf servis», 2017. - 216 b.*
4. *Avezmurodovich, O. R. (2020). Difficulties in learning to write and read left-handed children. European Journal of Research and Reflection in Educational Sciences, 8 (8), 40-45.*
  5. *Rustambek QO'LDOSHEV. Chapaqay bolalarni maktabga qanday tayyorlash kerak? Pedagogik mahorat. Ilmiy-nazariy va metodik jurnal Buxoro 2020-yil, 3-son 145-147 b.*
  6. *Azimov Y., Hamroyev A. Husnixat va uni oqitish usuliyoti (Ma`ruza matnlari). Buxoro, 2003, -52 bet.*
  7. *R.A.Qo'ldoshev. Кўмаки педагогӣ ба кўдакони чандаст дар соли якуми хониш.-GlobeEdit, 2020.-93 bet*
  8. *Y.Y.Azimov, R.A.Qo'ldoshev. Husnixatga o'rgatishning amaliy asoslari (metodik qo'llanma). GlobeEdit, 2020. - 141 bet.*



## THEORETICAL FOUNDATIONS OF WORK ON TEXT ANALYSIS IN PRIMARY SCHOOL

**Davronov Dilshod Ismoilovich**

Bukhara State University,  
Bukhara,  
Uzbekistan.

### INTRODUCTION

The technique of reading a work of art in elementary grades has a complex history of development, its controversial issues are being resolved up to the present time. Analyzing the state of the art reading methodology at school at the beginning of the 20th century, S.P. Redozubov wrote: "It should be noted that the 'careful attitude' to the work of art led some methodologists and teachers of the early XXat. to a departure from the management of children's perceptions and experiences, that is, a refusal to actively interfere in the process of children's perception of artistic images and from educational work in reading lessons. During the period of complex programs, there was a tendency to view literature as an illustration of a phenomenon observed in life. Later, "creative reading" was proposed, in which not reading and analysis of the work, but various creative works on reading material, became predominant.

Concern for the full-fledged artistic development of new generations was characteristic of the Russian school from the first years of its existence. But today, perhaps, the whole of our society is especially acutely aware of the need for each growing person to acquire an unsaturable need for the "appropriation" of the great spiritual values of mankind and be capable of independent creative communication with art.

In modern methodology, when perceiving a work of art, it is customary to speak not about correct, but about full-fledged perception, since a work of art allows for the possibility of various interpretations. As mentioned above, full perception is understood as the reader's ability to empathize with the heroes and the author of the work, see the dynamics of emotions, reflect on the motives, circumstances, consequences of the characters' actions, evaluate the heroes of the work, determine the author's position, master the ideas of the

work. A full-fledged perception of a work of art is characterized by the presence of aesthetic assessments and personal attitude of children to what they read, understanding not only the logical side of the work, but also the perception of its figurative and emotional side.

However, the ability to analyze a literary text figuratively does not form by itself. O.I. Nikiforova wrote about this: "The ability of direct figurative and emotional perception of literary and artistic works is not elementary and innate." Therefore, it is necessary to teach children "pondering" perception, the doctrine to reflect on a book, which means about a person and about life in general.

In 70- 80 years of practical methodology for analyzing the artwork developed followers K.D. Ushinskogo, N.F. Bunakov and D.I. Tikhomirov. Based on the literary laws of the construction of a work of art, on the psychology of perception of a work of art by younger students, as well as on the actual methodological provisions on reading a work of art in elementary grades, the modern reading technique identifies three stages of work on a fiction text: primary synthesis, analysis, secondary synthesis. In this case, the leading activity of students under the guidance of a teacher is the analysis of the work. It should be the centerpiece of a classroom reading lesson. It is preceded by the primary synthesis of the work, which consists of preparatory work, primary perception of the text and verification of primary perception (or primary analysis). The organization of work on understanding the literary work of M.S. Vasilyeva, M.I. Omorokova, N.N. Svetlovskaya presented a scheme based on the laws of perception of the work, the psychological characteristics of its understanding by children, taking into account the goals and means of teaching.





### Comprehension by students of a literary work.

Stage of work	How to work
I. Preparation for reading Introduction to the topic.	Teacher's word or conversation.
II. Primary holistic perception of the work.	Reading out loud (I grade) or "to oneself" (II-III grades), reading by the teacher.
III. Primary perception test.	Answers to questions that clarify reading perception .
IV. I stage of analysis - understanding of the actual content.	Consecutive reading of the text by students and commenting on its content with the help of the teacher.
V. II stage of analysis - understanding the main thoughts, feelings of the characters, assessment of actions.	Analysis of pictures or semantic parts of the text using selective reading and "verbal drawing" from the imagination.
Vi. Synthesis - holistic perception on a deeper basis (holistic comprehension of the ideological-figurative side of the work).	Students' self-assessment of what has been read . Expression of attitude to the read in the statements. Expressive reading.

M.R. Lvov, V.V. Goretsky, O. Sosnovskaya proposed to divide all the methods of work used at the preparatory stage of the lesson into two groups:  
 - compensating for the lack of formation of the type of correct reading activity;  
 - the forming type of correct reading activity.

The first group of techniques includes a teacher's conversation with children, the teacher's story, vocabulary work. The second - a preliminary examination of the illustrations, work with the title of the work, the selection of orienting words from the text.

One of the main stages of working on a work of art is analysis. The modern method of reading a work of fiction involves the mandatory analysis of the text in the classroom under the guidance of a teacher. This principle of work, firstly, has historical roots, secondly, it is conditioned by the peculiarities of fiction as a form of art, and thirdly, it is dictated by the psychology of perception of a work of art by younger students.

In the articles and manuals for teachers in recent years, several approaches have been developed to the analysis of a literary work, a work [31; 322], the principles of analysis are highlighted, examples of the analysis of some program works, the nature of questions for students is established, the importance of the plan and different types of retelling for understanding the text is emphasized, the sequence of analysis of artistic images is determined.

M.P. Voyushina, T.G. Ramzayev identified a system of skills to analyze a work, which includes:  
 - The ability to perceive the visual means of language in accordance with their function in a work of art;  
 - The ability to recreate in the imagination the pictures of life created by the writer;  
 - The ability to establish causal relationships, to reveal the "law of splitting" episodes;  
 - The ability to perceive the image - the character, in accordance with the text, as one of the elements, serving, along with others, to reveal the idea;

- The ability to see the author's position (attitude, assessment) in all elements of the work;
- The ability to grasp the idea of the work.

The authors of the system believe that it is not only meaningless, but also impossible to form the above-named skills one by one. At each lesson, work is underway to form the entire system of skills, but depending on the characteristics of the story being studied, on the chosen method of analysis, more attention may be paid to some skill.

In the process of analyzing the artistic work of N.S. Rozhdestvensky intended to carry out work to identify the meaning not of the entire work at once, but of individual parts of the work and even the meaning of each sentence, if the work being read is not large in volume. M.R. Lvov, V. In Gorki, O.V. Sosnovskaya also argued that the analysis of a work of art should be carried out in logically complete parts. These parts are determined by the teacher, based on the content and structure of the work. The authors have developed a technique for analyzing a work of art, according to which each of the parts is read aloud by a summoned student, other children follow the reading from the book. After the completion of reading, learning is carried out "thinking while reading", i.e. the analysis of the read part is performed. Analytical activity is organized in such a way that children can understand the meaning of the work, therefore, the analysis of the part is carried out on three levels: factual, ideological and the level of their own attitude to what they read.

The most common analysis technique is to ask questions about the part read. Questions help children to understand the facts of the work, to comprehend them from the point of view of the ideological orientation of the work, i.e. to understand the cause and effect relationships, to understand the position of the author, as well as to choose your own attitude to what you read .

Dictionary work should become an integral part of the analysis of each part of the work. Clarification of the lexical meaning of words



helps to clarify the content, includes recreational imagination of children, helps to understand the author's attitude to the events depicted. Dictionary work in the course of text analysis also presupposes observation of the pictorial and expressive means of the language of the work.

According to M.S. Soloveichik, the main element of fiction is the image. S.P. Redozubov identifies a number of techniques that help students achieve a vivid perception of artistic images. These include:

- 1) a preliminary conversation or a teacher's story in order to introduce students not only to the topic of the work, but also to the era and environment that is portrayed by the author;
- 2) expressive reading of the work by the teacher himself, thanks to which much in the read becomes completely understandable to children without further clarification;
- 3) work on the visual means of the language of works of art (in unity with the disclosure of their content);
- 4) selective reading of excerpts of the work;
- 5) subsequent work in the classroom on the expressiveness of the reading of the work by students.

M.S. Soloveichik points out that it is precisely the work on images in their interaction that constitutes an analysis of a work of art. In the process of parsing, students must understand both the characteristics of the image (hero, landscape, etc.), and the meaning of this image, i.e. the load that he carries in the overall structure of the work. The following is a work plan for figurative analysis

1. Since in children's literature the character is, first of all, an artistic image, then, first of all, work is carried out on the character of the hero based on the plot (the character is manifested only in action and one cannot separate the analysis of the character from the plot). In addition, the hero is characterized by his speech and the author's remarks (explanations regarding the appearance, characteristics of the behavior of the characters).
2. The relationship of the heroes is considered, since any action in an epic work is based on this. In this case, it is necessary that the children understand the motivation, the reasons for the behavior of the characters.
3. If the work contains descriptions of landscapes or interiors, the role in the text is considered.
4. Based on the analysis of the interaction of images, the idea of the work is revealed. Understanding an idea brings students very close to understanding the position of the author-interlocutor, because the idea is what the author wanted to say with his work.
5. First, analysis is communication with the work and its author, the student is also an interlocutor, it is good if the reader's personal attitude to what is described (to the content) and to how it is done (to

the form) is revealed. Let us dwell in more detail on the main stages of figurative analysis.

It is known that for the development of schoolchildren it is important to form their personal attitude to what they read. However, this should not be emphasized as a special stage of the lesson. Reasoning about the students' own attitude to what they read should permeate all work on the text.

Methodists identify a number of techniques that help a child to realize his own attitude to what he read. These include: role-based reading, retelling, expressive reading.

Consider also the method of creative assignments in literary reading lessons. According to G.N. Kudrina, Z.N. Novlyanskaya, a full-fledged, adequate perception of art is not so often much more familiar examples of the perception of a flawed, inadequate, that is, not corresponding to a specific idea and the essence of art in general. The positions of the researchers of methodologists about when they begin to teach children to understand the author's position differ. Researchers advocate early learning in an adequate way to perceive art. L.I. Belenkaya began her work with eight or nine years old children. From the first grade, she teaches the understanding of the author's position in reading lessons L.I. Saraskina. In the opinion of the majority of methodologists, a younger student cannot understand the author's position, since this age is characterized by a naively realistic approach to the text and a lack of understanding of the conventions of art.

G.N. Kudrina, A.A. Melik-Pashaev, Z.N. Novlyanskaya, are convinced that it is modern education that largely contributes to the fact that the younger student is a naive realist. To judge the actual age-related possibilities of his artistic perception, it is necessary to change the content and methods of teaching in primary school. This means that an experimental search is needed.

As a solution to the problem, the above authors propose to introduce children into a dialogue with the author. Thanks to this, in the words of M.M. Bakhtin "being" in the position of the creator, they will understand from within what tasks the author sets for himself, what difficulties arise before him, how he overcomes them.

L.I. Belenkaya believes that the education of a "talented reader" can be fruitful if it is based on a special analysis of a children's book - literary and pedagogical analysis and is carried out using special methods - "methods akin to the art of words." Among them, the best methods of educating aesthetic perception, according to L.I. Belenkaya, are: expressive reading, storytelling, conversation about what has been read, listening to discs with recordings of works loved by children.



There is no full-fledged perception of fiction and cannot be without a developed recreational imagination. A.V. Petrovsky defines those who recreate the imagination as imagination, which is based on the creation of images corresponding to the description.

According to M.V. Gamezo, which recreates the imagination, is only a subjectively new image, but objectively it already exists, created by others. This person only recreates this image. Independence in creating images is relative here. They are recreated on the basis of a verbal description of objects, the perception of their images in the form of pictures, diagrams, maps, drawings, mental and material models.

According to A.V. Petrovsky, many schoolchildren have a habit of skipping or skimming through books a description from nature, a description of an interior or cityscape, a verbal portrait of a character. As a result, they do not give food to the recreational imagination and extremely unite artistic perception and emotional development of the whole personality - fantasy does not have time to unfold bright and colorful pictures in front of them.

O.V. Kubasova believes that it is at a young age that the reader's imagination is best influenced, therefore, one should start by working on the recreational type of imagination, so that later on, on this basis, move on to the formation of a more productive type - creative imagination. Creative imagination consists in the ability to present a picture in detail, sparingly presented in verbal form.

#### *Characteristics of the text*

In modern European languages, the word *textus* came from Latin. The Latin *textus* has several meanings: "plexus", "structure", "structure"; "Fabric" and, finally, "connection", "coherent presentation".

The last, fourth, meaning helped us to distinguish text from non-text. It is coherence that people usually intuitively consider the main property of the text.

The second meaning of the word *textus* is also important - "structure", "structure". The texts do have a structure: for example, a letter must necessarily begin with an appeal, and end with greetings, good wishes and a signature.

#### **Types and types of text.**

By style:

- scientific - the meaning is to give an accurate and clear idea of scientific concepts (for example, terminological vocabulary);
- official business - official correspondence, government acts, speeches; lexicon is used that reflects official business relations (plenum, session, decision, resolution, resolution);
- religious style is a functional variety of the modern Russian literary language, serving the

sphere of church-religious social activity and correlating with the religious form of social consciousness;

- journalistic - abstract words with socio-political meaning (humanity, progress, nationality, glasnost) are characteristic;
- colloquial - it has a large semantic capacity and colorfulness, gives speech liveliness and expressiveness;
- artistic style - affects the imagination and feelings of the reader, conveys the thoughts and feelings of the author, uses all the richness of vocabulary, the possibilities of different styles, is characterized by imagery, emotionality of speech;
- epistolary style (from the Greek *epistola* - letter, message) is a stylistic feature of letters (messages) as one of the varieties of written literary speech.

#### **REFERENCES**

1. Alijon R Khamraev. *Modeling Teacher's Activity in Designing Students' Creative Activities. Eastern European Scientific Journal.* 2019/5/10/
2. *O'qish kitobi: 1-sinf uchun darslik / Muallif-tuzuvchilar: T. G'afrova, E. Shodmonov, G. Eshturdiyeva; Mas'ul muharrir: S. Mat chonov. — T.: «Sharq» 2017. — 128 b.*
3. *O'qish kitobi 4-sinf: umumiy o'rta ta'lim maktablarining 4-sinfi uchun darslik/S. Matchonov [va boshq.]. - Qayta ishlangan va to'ldirilgan oltinchi nashr.- Toshkent: «Yangiyo'l poligraf servis», 2017. - 216 b.*
4. Avezmurodovich, O. R. (2020). *Difficulties in learning to write and read left-handed children. European Journal of Research and Reflection in Educational Sciences*, 8 (8), 40-45.
5. *Rustambek QO'LDOSHEV. Chapaqay bolalarni maktabga qanday tayyorlash kerak? Pedagogik mahorat. Ilmiy-nazariy va metodik jurnal Buxoro 2020-yil, 3-son 145-147 b.*
6. *Azimov Y., Hamroyev A. Husnixat va uni o'qitish usuliyoti (Ma'ruza matnlari). Buxoro, 2003, -52 bet.*
7. *R.A. Qo'ldoshev. Кўмаки педагогї ба кўдакони чандаст дар соли якуми хониш.-GlobeEdit, 2020.-93 bet*
8. *Y.Y. Azimov, R.A. Qo'ldoshev. Husnixatga o'rgatishning amaliy asoslari (metodik qo'llanma). GlobeEdit, 2020. - 141 bet.*



# ARTICULATORY GYMNASTICS IN READING LESSONS AND CORRECTIONAL CLASSES IN CORRECTIONAL CLASSES

**Yodgorova Gulruh Farxodovna**  
Bukhara State University,  
Bukhara,  
Uzbekistan

## DISCUSSION

In recent years, more and more students with speech disorders (up to 90%, according to speech therapists), weakened physically and mentally, have come to primary school.

Most children are sluggish in articulation. This is especially noticeable during prolonged speech communication of the child, when using words of a complex syllabic structure. This is a manifestation of the lack of motor function of the articulatory apparatus. In some children, there is a lethargy of the tongue, in others - excessive tension of the muscles of the tongue, in others there is no clarity in switching from one articulatory movement to another. Even a two-three-fold repetition of articulatory movements causes fatigue, leads to a slowdown in the tempo of speech, its indistinctness. For the period of preparation for literacy training, it is recommended to carry out special articulatory gymnastics. The exercises included in gymnastics are aimed at developing and correcting the skills to keep the speech apparatus in a certain position and switch it from one movement to another. Gymnastics aimed at developing the organs of speech is called articulatory. The goal of articulatory gymnastics is to develop full-fledged movements and certain positions of the organs of the articulatory apparatus, which are necessary for the correct pronunciation of sounds.

It is necessary to conduct articulatory gymnastics regularly, at each lesson in literacy, writing (as well as in other subjects), so that the skills developed in children are consolidated. Better to do it 3-4 times a day for 3-5 minutes. Children should not be offered more than 2-3 exercises at a time. When choosing exercises for articulatory gymnastics, a certain sequence must be followed, go from simple exercises to more complex ones. It is better to spend them emotionally, in a playful way. As the material passes, the complexes of articulatory gymnastics change, usually each complex should be used within two weeks

At first, the exercises are performed at a slow pace in front of a mirror, that is, visual control is used to achieve the final result. After the child learns to perform the movement, the mirror can be removed, the control functions will take over his own sensations.

Experience shows that after articulation exercises, it is advisable to carry out exercises for the development of speech breathing, which children can perform while sitting and standing. Each exercise is practiced as many times as necessary for its clear implementation by all children in the class. At the same time, children must be explained why they need to learn to breathe harmoniously - with full breathing.

Breathing is the most important physiological process that occurs automatically, reflexively. At the same time, breathing can be influenced by regulating it, making it superficial and rare, holding it for a while, etc. The breathing process is carried out by the respiratory centers of the nervous system and consists of three phases: exhalation, pause and inhalation, which continuously and rhythmically follow one after another.

The initial phase of breathing is exhalation: in order to get a new portion of air necessary for the normal functioning of the body, it is necessary to make room for it in the airways, which is achieved through exhalation.

The respiratory pause following the exhalation, being a transitional one, is characterized by the completion of the exhalation and the expectation of the impulse to inhale. A pause is no less important than the "active" phases of breathing: it provides effective gas exchange and ventilation of the lungs, which affects the body as a whole, increasing its efficiency. The duration of the pauses depends on the amount of physical activity, the state of the nervous system and other factors.

Tasks for the development of speech breathing:

*A long exhalation should be trained, and not at all the ability to inhale a large amount of air;*





*it is necessary to train the ability to rationally and in a timely manner renew the supply of air during speech.*

The difference between speech breathing and ordinary life breathing :

*- outside of speech, inhalation is carried out through the nose, and during speech - through the mouth; - outside speech, inhalation and exhalation are the same in duration, but in speech they are uneven (inhalation is short, but not sharp, and exhalation is slow).*

Full-fledged speech breathing requires flexibility, elasticity, a large volume of the respiratory apparatus, which is achieved by training the speech and vocal apparatus (pronouncing individual sounds, syllables, words and phrases), combined with the corresponding movements.

During the exercises, you need to make sure not only that the children do not raise their shoulders, but also that they do not "catch their breath". "Over-breathing" entails a sharp exhalation - the voice sounds intermittently, forcefully. Therefore, the amount of exhaled air should not be too large. It is also necessary to avoid large breath holdings. Breathing exercises are used in the classroom as an organizing moment instead of disciplinary remarks.

Technique for performing exercises for the development of speech breathing:

Draw air through the nose

Do not raise your shoulders

Inhalation should be soft and short, exhalation should be long, calm and smooth.

It is necessary to ensure that the cheeks do not puff up (for a start, you can hold them with your hands)

Do not repeat the exercises many times in a row, as this can lead to dizziness

I suggest developing the skill of breathing and voice using the following exercises:

"Football".

Roll a cotton ball and place two cubes as a gate. The child must, blowing on the ball, drive it into the gate.

"Windmill".

The child blows on the blades of a spinning toy or windmill from a sand set.

"Snowfall".

Make cotton wool snowflakes (loose lumps). Explain to the child what snowfall is and invite the child to blow "snowflakes" from the palm of his hand.

"Leaf fall".

Cut out various autumn leaves from colored paper and explain to the child what leaf fall is. Invite the child to blow on the leaves so that they fly. Along the way, you can tell which leaves from which tree fell.

- Place the leaves on your palm. Breathe in with a nose, exhale with a mouth.

(Children are beginning to blow on leaves quietly, continuously to the music)

"Butterfly".

Cut out butterflies from paper and hang them on threads. Offer the child to blow on the butterfly so that it flies (while making sure that the child makes a long, smooth exhalation).

"Ship".

Blow smoothly and for a long time on the paper boat.

"Dandelion".

Invite the child to blow on the faded dandelion (watch out for the correct exhalation).

"Storm in a glass".

Invite the child to blow through a straw into a glass of water (you need to make sure that the cheeks do not puff out and the lips are motionless).

Blow out the candle.

Take a deep breath and exhale all the air at once. Blow out one large candle.

Imagine that there are three small candles on your hand. Take a deep breath and exhale in three proportions. Blow out every candle.

Imagine you have a big birthday cake in front of you. There are many small candles on it. Take a deep breath and try to blow out as many small candles as possible, taking as many short exhalations as possible.

Spray the laundry with water (one time, three, five).

Take a deep breath and simulate water splashing on your laundry.

Pronunciation of most of the sounds of the Russian language requires a directed air stream, the development of which is carried out simultaneously with articulatory gymnastics, since the cheeks, lips, and tongue are actively involved in the formation of the air stream. We speak as we exhale, any violation of this rule leads to distortion of sounding speech, therefore work on speech breathing is very important.

*Articulatory gymnastics complexes*

Complex 1. Vowel sounds

The complex is recommended to be carried out during the passage of vowels. The fairy tale game is accompanied by articulation exercises, which the children perform first as shown by the teacher, and then independently.

1. *Once upon a time there was a tongue, long, long, like this.* Stick out a wide tongue, relax, put it on the lower lip, hold it in this position for 10-15 seconds (the teacher slowly counts out loud to ten).

2. *He lived in his little house-mouth, which opened and closed, like this.* D losses are neutral, as in the pronunciation of "a". Open and close your mouth wide 8-10 times.

3. *The house had doors-lips and a fence-teeth. When the doors and the fence were closed, the tongue quietly slept in its little house-mouth. Today the tongue sleeps behind a closed fence, and the doors open and close, like this.* The corners of the mouth are slightly retracted so that the front teeth are visible. Range of motion, as in articulating the sound "and". Repeat 8-10 times.





4. *A donkey came to visit the tongue and began to call him: "and-a, and-a, and-a".* P Lavna transition from "and" to "a". Repeat 8-10 times.

5. *The donkey was surprised that the tongue was asleep, and said: "Oh-oh-oh".* The lips are rounded, the exaggerated sound "o" is pronounced. Repeat 8-10 times.

6. *A locomotive with a long pipe was passing by. He decided to wake up the tongue and buzzed: "Oo-oo-oo".* The lips are extended into a tube. Repeat 8-10 times.

1. *There was a tongue, long, long, like this.* The mouth is open, the tongue protrudes out of the mouth and retracts into the mouth alternately on a one-two count. Repeat 8-10 times.
2. *He lived behind a fence-teeth. Show how even the fence-teeth are. Like this.* The corners of the mouth are slightly drawn, the front teeth are closed and visible. The range of motion is the same as when articulating the sound "and". On a one-two count, the lips move apart and close again. Repeat 8-10 times.
3. *Uvula woke up early in the morning, stuck out of the mouth-window.* Stick out a wide tongue, relax, put it on the lower lip. Hold in this position for 10-15 s (the teacher slowly counts out loud to ten).
4. *I washed my tongue, sat down to breakfast, began to chew a sandwich.* The mouth is slightly open, the tongue is between the teeth. Light chewing movements are performed with the front teeth for 10-15 seconds.
5. *I came to visit the cat's tongue and began to arch the back. Like this.* The mouth is open. The tip of the tongue is bent behind the lower teeth. The lateral edges of the tongue are pressed against the upper front teeth. Hold the tongue in this position for 10-15 seconds (the teacher slowly counts out loud to ten).
6. *Poured the cat's tongue milk into a saucer. The cat drank all the milk, found a coil, began to roll it back and forth.* The tip of the tongue rests against the front lower teeth. "Push" the wide tongue forward and remove it deep into the mouth. The tongue in the form of a roller moves back and forth. Repeat 8-10 times.
7. *And the tongue took a brush and paint, hid behind the lower fence and began to paint it. Like this: right-left.* The tip of the tongue rests against the front lower teeth. Alternately moves left and right. Repeat 8-10 times.

8. *But suddenly it started to rain. Water rumbled through pipes and grooves. These were the pipes and grooves.* Stick out a wide tongue. Bend the lateral edges of the tongue up (fold the tongue with a tube). Hold the tongue in this position for 10-15 s (the teacher slowly counts out loud to ten).

9. *A strong wind blew, whistling in the pipes. Like this.* The tongue is in the same position. Blow on the tongue folded in a tube. The exercise is performed for 10-15 s.

Complex 3. Hissing sounds [ w ], [ w ], [ u ], [ h ]

1. *Uvula woke up early in the morning, stuck out of the mouth-window.* The mouth is open, the tongue protrudes from the mouth and retracts into the mouth on a one-two count. Repeat 8-10 times.
2. *I looked down the tongue and saw beautiful flowers. For a long, long time he looked out of his mouth-window.* Stick out a wide tongue, relax, put it on the lower lip. Hold in this position for 10-15 s (the teacher slowly counts out loud to ten).
3. *Looked the tongue down, there are no puddles, grass has grown there, what kind of flowers are there. Left and right, like that.* The mouth is open, lick the lower lip right and left with a wide tongue. Repeat 8-10 times.
4. *I looked up the tongue: is the sun shining or is it raining? Left and right, like that.* The mouth is open, lick the upper lip with a wide tongue. Repeat 8-10 times.
5. *I washed my tongue, sat down to breakfast, began to chew a sandwich.* The mouth is slightly open, the tongue is between the teeth. Light chewing movements are performed with the front teeth for 10-15 seconds.
6. *He also ate porridge from a cup for breakfast.* Open your mouth wide, raise your wide tongue up, reach for the lower teeth, but do not touch them. The edges of the tongue are bent upward, the tongue takes the shape of a cup. Hold in this position for 10-15 s.
7. *I loved the tongue, delicious sweet jam. Delicious jam is on the upper lip. The tongue began to lick him. Like this.* Stick out a wide tongue, lick the upper lip, sucking it with a wide tongue, and then remove the tongue deep into the mouth. Repeat 10-15 times.
8. *I had a very good breakfast with my tongue, began to learn to do hocus pocus. Like this.* Raise a wide tongue to the upper lip. A small piece of cotton wool or paper is placed on the tip of the nose. Blow off the cotton



wool or piece of paper from the tip of the nose with your tongue vertically upwards.

Complex 4. Sounds [ l ], [ l ' ]

1. *Early in the morning a wide-wide tongue protruded from the window-mouth.* Stick out a wide tongue, relax, put on the lower lip. Make sure that the tongue does not tremble. Hold for 10-15 seconds (*the teacher slowly counts to ten*).
2. *The tongue can be narrow-narrow, like a needle. Like this.* P from open, stick out the tongue far forward, strain it, make it narrow. Hold it in this position for 10-15 s (*the teacher slowly counts to ten*).
3. *The uvula can be as wide as a spatula and as narrow as a needle. Wide - narrow, wide - narrow.* Alternately relax (make the tongue wide, as in exercise 1) and strain it (make it narrow, as in exercise 2).
4. *The language of the house had a watch. The clock had a pendulum. He swung left and right. Tick tock, tick tock.* Stick out a narrow tongue, slowly move it from the right corner of the mouth to the left and back. Repeat 15-20 times.
5. *The watch had hands, they walked in a circle. Like this. Tick tock, tick tock.* Stick out your tongue, open your mouth. Lick the upper lip first, then the lower lip in a circle. Repeat 10 times, changing direction (clockwise and vice versa).
6. *In the morning, the tongue woke up, washed and sat down to have breakfast. He ate delicious pies. I ate a lot of pies and had a very good breakfast.* Open the mouth, remove the wide tongue for the upper teeth in the form of a tube. Hold in this position for 10-15 s.
7. *I took a tongue brush, went to paint the upper fence-teeth. Like this. Front: right-left, right-left. And from behind: right-left, right-left.* P from open, lick the upper teeth with the tongue from the outside and from the inside.
8. *Tired tongue, went to swing on a swing. Swing up, swing down. Like this: quality-quality, quality-quality.* The mouth is wide open. Stick out a narrow tongue, stretch your tongue alternately to the nose, then to the chin. Do not close the mouth while doing this. Repeat 10-15 times.
9. *The tongue swung on the swing, and then sat on the boat, raised the sail. Like this. And he swam.* Mouth wide open, stick out narrow tongue far forward. Raise the tip of the tense tongue up. Do not close your mouth. Hold the tongue in this position for 10-

15 seconds (*the teacher slowly counts out loud to ten*).

Complex 5. Sounds [ p ], [ p ' ]

1. *Uvula woke up early in the morning. I looked down to see if there were any puddles, if grass grew there, what kind of flowers were there? Left and right, like that.* The mouth is open, lick the lower lip right and left with a wide tongue. Repeat 8-10 times.
2. *I looked up the tongue: is the sun shining or is it raining? Left and right, like that.* P from open, lick the upper lip with a wide tongue. Repeat 8-10 times.
3. *He loved the tongue very much, delicious sweet jam. Delicious jam is on the upper lip. The tongue began to lick it off. Like this.* Stick out a wide tongue, lick the upper lip, alternately sucking it with a wide tongue, and then remove the tongue deep into the mouth. Repeat 10-15 times.
4. *He ate his tongue and went to feed his animals. First he went to feed the turkeys. The turkeys chatted when they were hungry. Like this: bl, bl, bl.* P from ajar. Put your tongue on your upper lip. The wide front edge of the tongue makes a back and forth movement along the upper lip without lifting the tongue from the lip (as if stroking it). The tempo of the movements gradually accelerates from slow to fast, the voice is added. At the same time, sounds are heard, similar to the exclamations of an angry turkey. Repeat 8-10 times.
5. *Then he went to feed his horse. The horse saw him, clattered his hooves. Like this.* The mouth is open. Suck your tongue to the palate, click your tongue. Click slowly, hard. Pull the hyoid ligament. The exercise is first performed at a slow pace, then speed up the pace. Repeat 10-15 times.
6. *I gave my horse a drink. She began to snort. Like this.* A wide, relaxed tongue is between the lips. A strong exhalation is made on the tip of the tongue. This causes the lips and tip of the tongue to vibrate. To obtain vibration, the lips produce a sound similar to the coachman's "whoop". Repeat 10-15 times.
7. *Harnessed the tongue to the horse and drove off. I drove and drove and saw many, many mushrooms there. These were the mushrooms that grew there.* Open your mouth, suck your tongue to the palate. Without lifting your tongue from the palate, pull the lower jaw down strongly. Unlike the exercise "Horse", the



tongue should not come off the palate. Repeat 10-15 times.

8. *The tongue came home, turned on the TV. And there was a balalaika. Like this.* The mouth is open, the tongue is on the upper lip and very quickly moves left and right, making a movement with a sound that resembles the sound of a balalaika. The exercise is performed for 10-15 s .
9. *Then the tongue saw on TV how the drummers walked in the parade and beat the drums. Like this.* Smile, open your mouth. Use the tip of your tongue to tap the alveoli behind the upper teeth, repeatedly and distinctly repeating : "*Dyn-dyn* " or "*Dy-dy* ". Simulation is performed at a slow and fast pace using different rhythms. The exercise is performed for 10-15 s .

A speech warm-up in the classroom contributes to both preparing students for speaking and improving their skills in using their own speech apparatus.

Exercises in speech technique are necessary for all students: for some, these exercises help to correct speech deficiencies, for others - not to lose previously acquired skills, and for everyone - they allow you to tune in to the lesson and prepare the vocal apparatus for speaking.

## REFERENCES

1. Розиков О.Р. Ўзбек тилидан дарс типлари. Тошкент, "Ўқитувчи". 1976. 123 б.
2. Саидахмедов Н., Очилов А. Янги педагогик технология моҳияти ва замонавий лойиҳаси. – Т.: 1999. -55 б.
3. Alijon R Khamraev. *Modeling Teacher's Activity in Designing Students' Creative Activities.* Eastern European Scientific Journal.2019/5/10/
4. O'qish kitobi: 1-sinf uchun darslik / Muallif-tuzuvchilar: T. G'afforova, E.Shodmonov, G. Eshturdiyeva; Mas'ul muharrir: S. Mat chonov. — T.: «Sharq» 2017. — 128 b.
5. O'qish kitobi 4-sinf: umumiy o'rta ta'lim maktablarining 4-sinfi uchun darslik/S. Matchonov [va boshq.]. - Qayta ishlangan va to'ldirilgan oltinchi nashr.- Toshkent.: «Yangiyo'l poligraf servis», 2017. - 216 b.
6. Avezmurodovich, O. R. (2020). Difficulties in learning to write and read left-handed children. *European Journal of Research and Reflection in Educational Sciences*, 8 (8), 40-45.
7. Rustambek QO'LDOSHEV. *Chapaqay bolalarni maktabga qanday tayyorlash kerak? Pedagogik mahorat. Ilmiy-nazariy va metodik jurnal Buxoro 2020-yil, 3-son 145-147 b.*
8. Azimov Y., Hamroyev A. *Husnixat va uni oqitish usuliyoti (Ma'ruza matnlari).* Buxoro, 2003, -52 bet.



# QUALITY AND EFFECTIVENESS FOR DESIGN OF LEARNING OUTCOMES IN THE LANGUAGE TEACHING

**Alijon Hamroyev**

Doctor of Pedagogical Sciences,  
Docent of the department of Bukhara State University,  
Uzbekistan

---

## ABSTRACT

*In this article was discusses the subject of pedagogical experience, describes the goals, objectives, and the analysis of the experience of the pedagogical experience, and analyzes its outcomes, in order to substantiate the peculiarities of the creative work of pupils in the mother tongue education. The main purpose of designing the creative activity of pupils in mother tongue education is to improve the quality of education and improve their quality. When and how to design the creativity of pupils in their mother tongue education provides the desired pedagogical effect? Responding to this question requires a combination of educational types, including interpreting illustrated-visual education and creative learning.*

**KEYWORDS:** *mother tongue, primary school, creative education, creativity, creative activity, project, design, thinking, learning process, productivity, pedagogical experience, organization, management, state education standard, reader.*

---

## DISCUSSION

Expository teaching is one of the most widely used types of education and has a number of advantages. However, the lack of this tutorial reflects the shortcomings of explanatory and illustrative education, such as poor attendance of learners in the teaching and learning process, and the general nature of negative feedback. Creative learning opportunities are very high in addressing these shortcomings. There are peculiarities of creative education: the didactic content of educational content, the fact that the educational process is both memorable and contemplative, personality of students' learning, and the activity of students in education are unique qualities of creative education. Adherence to them will increase the effectiveness of the learning process. According to these, the effectiveness of teaching in the context of creative education is defined as the subject of pedagogical experience.

Didactics and methodologists explain the difference between the educational objectives of the teaching process and the outcome of the learning process. The smaller the gap between the objective and the achieved results in the learning process, the more effectiveness will be in education.

Qualitative performance indicators are determined based on knowledge and methods of operation. Quantity indicators are determined by the difference between the learning objective and the

students' knowledge, skill, skills. Efficiency improvement will be tested in the following areas: Improvement of quality of education (scale of students' knowledge, level of generalization, application of knowledge in production, ability to use knowledge and skills when necessary); raising the target of the learning outcome (knowledge, skills, experience of creative activity at the level of the State education standards and at a higher level); to ensure that the teaching and learning process is consistent with its essence; rational distribution of time budget. The listed directions make it much easier to define the goal of pedagogical experience: the purpose of pedagogical experience is to establish the effectiveness of organizing, managing, and controlling creative education on the basis of scientifically-projected design tools. The tasks to the subject of pedagogical experience, we have defined pedagogical and methodological approach as experimental tasks.

I. Defining the subject of pedagogical experiment, its purpose. The effectiveness of the creative education was examined by analyzing the factors that led to the effectiveness of the learning, and the purpose of the research was shaped.

II. Describe the innovations introduced into the mother tongue education system in primary education in terms of creative education. Based on designing the mother tongue education, the students





have improved their teaching skills in general secondary education, and have developed a conceptual design concept that has the ability to organize, manage, and manage education.

III. To record forms of comparison of creative education to explanatory and illustrative education to study and describe the effectiveness of the pedagogical experience. To qualitatively address this task, teachers were provided with explanatory, visual and creative education lessons, and gave appropriate recommendations.

IV. Gradual recording of individual changes in pupils under creative learning. To this end, the individual traineeship plan has been developed. It clarifies the pupils' perception of the teaching material; clear, complete and careful execution of tasks; attitudes of interest, independent assignment of tasks.

V. To study the effectiveness of designing the creative activity of students in the mother tongue education. The effectiveness of the program varies from the point of view of its use to the design process, and it is difficult to measure it on a single criterion. Nevertheless, designing a mother tongue education is seen as a key feature of the course's effectiveness. The reliability of the project is understood as the degree of eradication.

The design of each lesson and the conditions for its implementation should be clearly defined. The effects of these features in the teaching experience on the effectiveness of the lesson have also been studied.

VI. Collecting results for analysis. It is a method of recording the results of pedagogical experiments using statistical methods and methods of statistical methodology, showing superiority of methodology and superiority over one.

The elementary grade is the search for ways to solve specific problems related to the peculiarities of design, design, and psychological, pedagogical, methodological foundations of the creative activity of pupils in the mother tongue education. For this purpose, we started looking for answers to the question of whether or not the students will be able to raise their knowledge on the basis of designing their creative activities in mother tongue teaching. For this purpose, there were selected four general secondary schools and 5 classes in each class for experiments.

When classes were organized in regular classes, students were slowly absorbed in the learning process and only completed two or three exercises per lesson. Many of the readers took part in the lesson as an observer. The rest of the students also found that their answers to the teacher's questions did not fully absorb the learning material. The assessment of the students' knowledge on the lesson was partly implemented and the assessment was not fair.

In the mother tongue education, students' active participation in project-based lessons was

demonstrated through the preparation of creative activities of pupils. The students were able to practice 4-5 exercises in one lesson, and their answers to the teacher's questions were justified. The level of readiness of students has increased. When using the project for student activation, a complete and objective assessment of the students' knowledge was provided.

The problem of designing the creative activity of students in mother tongue education is analyzed in the school practice. In the mother tongue education, we consider experimenting students' creativity as a system, to distinguish features of creative learning, and to share the ideas of school teachers about creative education. We distinguish between the strengths and weaknesses of creative education by comparing the true state of the practice of creative organization of mother tongue education and the teacher's opinions.

1. The experience of creating a native language in elementary classes. In order to study and summarize the existing experience in creative organization of mother tongue, the lessons of progressive teachers were recorded and recorded. During the tracking and registration process, the following questions were addressed: a) questions related to the purpose of creative education - the goals, objectives, objectives of creative organization of education, the purpose of the educational objectives of the curriculum; b) questions related to the content of creative education - the content of creative training assignments, the content of creative assignments, the content of the teaching material, the relevance of teachers to the real learning opportunities, the role of the curriculum in a given or other creative work; c) questions related to the procedural features of creative education - questions of the type, stages of creative assignments, the real learning opportunities of the teachers in creative education, the methods used in the creative work, methods of recording activities; d) Questions relating to the outcome of a creative work - the importance of a particular or creative work for the pupils, the ability to complete the training objectives in the learning content, the role of creative work in the formulation of independent workforce and so on.

During the course observing and recording we have based on the types of lessons developed by prof. O. Rozikov [1]. Here are some of the following topics: lessons on teaching and strengthening new learning materials; lessons learned and retraining; classes of generalization of knowledge and skills; Knowledge and Skills Controls [1, 34-68]. Over 200 tutorials on the problem of creative organization of education were recorded and recorded. Distribution of lessons learned on organizing creative activities is given in Table 1.1.





**Table 1.1.**  
**Description of observed lessons belonging to organizing creative works**

Number of observed lessons	Types of the lessons			
	The lessons of teaching new theme and strengthen them	The lessons of repeating previous lessons and building up skills	The lessons of generalizing of knowledge and skills	The lessons of observing or controlling knowledge and skills
200	57	123	8	12

As it is seen in the table, the possibilities for creative education in each of the native language classes are extensive. The first lesson is the core of the lesson that teaches and strengthens new teaching material in the mother tongue is to train teachers to explore a new theme, to provide new insights, rules, thematic perceptions, and to reinforce the knowledge and practices that have been first learned. Students will focus their attention on a new topic and the relevant facts, by putting problems in the learning process, putting questions, creating difficult learning situations, and explaining the purpose of teaching the subject. Consequently, it can also encourage learners to engage themselves in self-determination, to identify difficult issues, and to increase the effectiveness of teaching, and encourage teachers to work creatively. During the second phase of the course, the students will be able to explore new knowledge and methods of work: a comparison between the previously learned topic and the findings on the topic, the observation of the facts, the findings

from the observations, the conclusions in the textbook, comparison. This kind of curriculum provides teachers with creative independent work. Similarly, after studying the subject, it is possible to carry out various creative works during its strengthening. The creative work of this kind includes the description of the definition, the transfer of rules to new evidence, the definition, the introduction of the rules into the new learning mode. It is clear from this that in each of the classes, there are many opportunities for teachers to engage in creative activities, making them methodically accurate. In this regard, we refer to the experience of the teachers: 57 subjects of the classroom were trained and strengthened, and 25 creative workshops were organized. Every creative work is arranged for about 3 minutes. The distribution of creative work in the main stages of the lesson is given in Table 1.2.

**Table 1.2.**  
**Number of creative works in learning new educational materials and strengthen them**

Number of the lessons which were written	Period of teaching(In minutes)	Main stages of the lesson			Time for creative thinking(In %)
		Preparing to learn the new educational material	Teaching the new educational material	Strengthen the new educational material	
57	2565	12	33	30	75
In (%)	100	~2,3	~6,2	~5,3	~13,8

From the table, two conclusions can be drawn: first, the first type of mother tongue lessons is held occasionally, although limited time is spent for creative work; but in spite of this, the teacher's creative work in the mother tongue is limited to a limited amount of time. It takes about 3 minutes to identify and complete each creative work. Lesson 14% of the total time budget is spent on creative work in the training and strengthening of new teaching materials. This allocation of time budget is based on the teacher's activity, with new training materials, mainly deductive.

The second lesson will be improved: the skills learned in the lesson of repeating lessons and skills development. We have 123 classes of this type. Ongoing lessons mainly focus on textbook exercises. Lessons for retraining and skills development are

intended for teachers' memorization, with a long amount of time spent on teaching activities, such as applying knowledge to a similar situation. This, in turn, pays little time for creative assignments in education. In total, 103 workshops have been conducted and average 5 minutes have been spent. All creative works were characteristic of applying the learned knowledge to the given circumstances.

In the methodological literature there are three main stages of repeating and skill-building lessons: enhanced learning and learning. Defining the definition of the evidence, how to define the rule, recalling the description, the rules, the definition of the problem, the definition of the rule, and so on. In these training sessions, students will be able to recall their knowledge and ways of acting in ways that they can act independently. This type of creative work



will be organized in the studied lessons; apply the learned knowledge and methods of study to different learning situations. The 103 creative assignments we have observed correspond to the second phase of the lesson, the process of applying knowledge and methods of action; the stage of identification of novel new aspects of the learned concept, rules. The study of the trail, the rule of law, the separation of its new features, and enrichment of knowledge with new

information are called dumping in didactic research. The cumulative phenomenon - the greater the efficiency of the creative transfer of education, if the knowledge gained and the methods of learning are continuously studied at all stages of the educational process, from the initial learning. There were no cumulative nature study assignments in the observed lessons. The distribution of creative work in the main stages of the lesson is given in Table 1.3.

**Table 1.3.**  
**Description of creative works using during the lesson**

Number of the written lessons	Time limit of the class(in minetes)	The main stages of the lesson			Time for creative thinking
		Recognizing knowledge, methods of action	Implementing the knowledge, and methods of action	Expanding knowledge, methods of action	
123	5535	-	515	-	515
In %	100	-	≈13	-	≈13

From the analysis it is clear that in the second lesson of mother tongue - repeat lessons and qualifications, only 13% of the total time budget is devoted to organizing creative work of teachers. It can be found to be reasonable enough. But one of the weaknesses of the technology of organizing and conducting creative work is to mention that the weakness of the lesson of repeatability and qualification is to neglect the teachers' creative work against the course stages. In scientific and methodological researches, every stage of the lesson, each ring of the educational process, teaches the need for teachers to carry out creative tasks at each stage [1, 62].

The next kind of mother tongue lessons is a lesson of generalization of knowledge and skills. In this lesson, knowledge, skills are learned at the level of consciousness. However, most of the teachers in the classroom do not differentiate between this type of course. There are a number of specific features of the lesson on knowledge and skills acquisition: a comparison of two or more topics. For example, let's get the same task: two columns are given. Compare them together, identify each one's own queries, and then write on each column what it means.

1 column 2 column  
 the engineer is red  
 builder is blue  
 the doctor is purple

As mentioned above, the generalization of knowledge and skills is based on the concept of generalization. "At the level of the concept it is not the concrete symptoms of certain grammatical phenomena, but its general features. The basis of this is common for some of the learned events. Using of assignments that provide high levels of abstraction in the workshop [2, 64]. For example, the unit (pen) and plural (pens) are used to teach the use of unity and plurality in the horses: - Other marks (including respect, cropping, and meaning of the words) are ignored, contrary to the meaning of unity. The

aggregation exercise is organized around the two types of plots and units.

There are a number of stages in the class of generalization of knowledge and skills; comparing two or more topics; making general conclusions by comparing; applying the conclusion to the said curriculum. The lessons learned have not been used in comparing evidence, making general conclusions, and applying abstracts to curricula.

Our observations confirm that elementary school teachers can not clearly define the types of classes, the specific features, goals, objectives of each lesson. With this aim, a questionnaire was organized on the types of mother tongue lessons, the specific features, goals and objectives of each species. 50 primary school teachers and 4 students of 50 primary education faculties participated in the survey.

The questionnaire has 4 questions, the name of the lesson: the sample of the first type of questionnaire.

1. Your name and surname.
2. The school you are working on.
3. Teaching experience.
4. Answer the questions on the lesson on teaching and reinforcing the new learning material.
  - A. The main objective of the course is to teach and strengthen the new learning material:
  - B. Identify the main stages of the course type.
  - V. Give examples of the creative work that takes place at the main stages of the lesson.
  - G. Your opinion on how to organize the lesson.

Such inquiries are based on all types of lessons, and the teacher who fully responds to questionnaires collects 10 points, and loses 2.5 points for one wrong answer. The teachers who participated in the survey were divided into 4 groups: 1 group of teachers with higher education; 2 nd group 4 course students; 3 groups - teachers with higher education; 4th group 4th year students. Each group responded to specific questions. For example, teachers with a group of high school teachers will be asked questions related to the



1st class, 2nd grade 4th year students will be asked questions related to the 2nd class, 3 groups of teachers will be asked questions about the 3rd class, 4th grade students will be 4- answered questions about the course type. Then the questionnaires were replaced: Group 1 survey 2, Group 2 Survey, Group 3 Survey 4, Group 4 Survey Question 3. After the questionnaire was changed for 3 and 4 times, the participants were fully qualified to complete their assignments. The responses of the 1st and 3rd group, 2nd and 4th group participants were compared to each other to compare the responses of school teachers and students. An analysis of the responses of the 1st and 3rd group respondents showed that graduates of higher education institutions and

elementary school teachers with higher education had a good idea about the types of subjects, their goals and objectives. It turned out that students and teachers could experience a lot of confusion in identifying the peculiarities of each type of course and their main stages. 15 out of 100 participants correctly identified the main stages of the first lesson, but allowed confusion as to defining creative works with the lesson stages. For example, the number of teachers who differentiate between the key stages of teaching and reinforcing the new teaching material, and the ability to devote their creative teaching assignments, is considerably smaller. To confirm our point of view, we present a summary of the first type of class in the form of a table.

**Table 1.4.**

**The amount of teachers who have devoted their creative teaching tasks to the lesson and strengthening the new learning material**

Number of applicants	The main stages of the lesson			The number of teachers who think creative works are important at the process of the lessons
	Preparing to learn the new educational material	Learning the educational material	Strengthen of the learned materials	
100 teachers 100 %	3	4	8	15 teachers 15 %

From the teachers who participated in the survey, 3 teachers were involved in the preparation of a new study material, and 4 teachers were involved in the creative process directly in the process of explaining new themes, and 8 teachers shared their creative works with the topic. Thus, 15% of the respondents described the creative work related to the process of teaching and strengthening the new teaching material. By comparing teachers' lessons with evidence (13.8%), the comparison between the answers to questionnaires questions (15%) has led to a number of conclusions: teachers' creative work in pedagogical practice is very close to each other's ideas of creative work: 13.8% and 15% respectively. This indicates that the method of organizing creative work gradually takes place in teachers' work; In both the didactic and the mother tongue, the instructional work of the teacher, starting with the memory work, and, on the contrary, a memory-based learning task must be completed with creative work. It allows you to define the proportion of creative and nonviolent activity in the form of 50% -50%. Creating a creative (50% -50%) creative and nonviolent activity increases the effectiveness of education. There are some difficulties in raising the performance of school teachers to this level. The difficulty of teachers' work in creative organizing can be divided into four groups.

Group 1: Challenges to the goals and objectives of creative organization of education. This group includes challenges such as the inability of

teachers and teachers to define the objectives of the curriculum, the discrepancy between the teaching tasks and the didactic goals of the learning process, the discrepancy between the teaching objectives and the instructional material, and the inability to integrate educational objectives into educational objectives.

Group 2: Challenges related to creative design of education. The challenge is not knowing the technology of transforming the content of the educational material into a creative work system, to determine the role of the creative work in the system of instructional tasks, the inability to understand the optimal combination of creative and creative work in the context of language teaching, and the incompatibility with the logic of learning curricula chosen.

Group 3: Challenges to the content of the mother tongue education in the learning process. Such pedagogical and methodological difficulties include the fact that the curriculum is incompatible with the type of course, the lesson, the incomplete implementation of all the functions of the teaching assignments, the age, individual characteristics of the teachers, the inability to study the real learning opportunities, and ineffective use of tasks.

Group 4: Challenges to Objective Recording and Assessment of Learning Outcomes. These difficulties include the lack of systematic approach to control the expected results from education, the systematic approach to learning outcomes, and the



ways in which the use of traditional testing and testing methods has been tested in Uzbek schools.

In one group, traditional methodologies and the other were taught using native language teaching in native language teaching, and in the next lesson, students' knowledge of the previous lesson was found to be high in the group of experimental learners. As a result of the observations, the results of the supervisory work, the interviews with the teachers and the students, we came to the conclusion that when the mother tongue lessons were organized under the pedagogical and methodological basis, we could raise the students' knowledge.

## REFERENCES

1. Розиков О.Р. Ўзбек тилидан дарс типлари. Тошкент, "Ўқитувчи". 1976. 123 б.
2. Саудаҳмедов Н., Очилов А. Янги педагогик технология моҳияти ва замонавий лойиҳаси. – Т.: 1999. -55 б.
3. Alijon R Khamraev. Modeling Teacher's Activity in Designing Students' Creative Activities. Eastern European Scientific Journal.2019/5/10/
4. O'qish kitobi: 1-sinf uchun darslik / Muallif-tuzuvchilar: T. G'afforova, E.Shodmonov, G. Eshturdiyeva; Mas'ul muharrir: S. Mat chonov. — T.: «Sharq» 2017. — 128 b.
5. O'qish kitobi 4-sinf: umumiy o'rta ta'lim maktablarining 4-sinfi uchun darslik/S. Matchonov [va boshq.]. - Qayta ishlangan va to'ldirilgan oltinchi nashr.- Toshkent.: «Yangiyo'l poligraf servis», 2017. - 216 b.
6. Avezmurodovich, O. R. (2020). Difficulties in learning to write and read left-handed children. European Journal of Research and Reflection in Educational Sciences, 8 (8), 40-45.
7. Rustambek QO'LDOSHEV. Chapaqay bolalarni maktabga qanday tayyorlash kerak? Pedagogik mahorat. Ilmiy-nazariy va metodik jurnal Buxoro 2020-yil, 3-son 145-147 b.
8. Azimov Y., Hamroyev A. Husnixat va uni oqitish usuliyoti (Ma'ruza matnlari). Buxoro, 2003, -52 bet.



# THEORETICAL FOUNDATIONS OF WORK ON TEXT ANALYSIS IN PRIMARY SCHOOL

**Davronov Dilshod Ismoilovich**

Bukhara State University,  
Bukhara,  
Uzbekistan

## INTRODUCTION

The technique of reading a work of art in elementary grades has a complex history of development, its controversial issues are being resolved up to the present time. Analyzing the state of the art reading methodology at school at the beginning of the 20th century, S.P. Redozubov wrote: "It should be noted that the 'careful attitude' to the work of art led some methodologists and teachers of the early XXat. to a departure from the management of children's perceptions and experiences, that is, a refusal to actively interfere in the process of children's perception of artistic images and from educational work in reading lessons. During the period of complex programs, there was a tendency to view literature as an illustration of a phenomenon observed in life. Later, "creative reading" was proposed, in which not reading and analysis of the work, but various creative works on reading material, became predominant.

Concern for the full-fledged artistic development of new generations was characteristic of the Russian school from the first years of its existence. But today, perhaps, the whole of our society is especially acutely aware of the need for each growing person to acquire an unsaturable need for the "appropriation" of the great spiritual values of mankind and be capable of independent creative communication with art.

In modern methodology, when perceiving a work of art, it is customary to speak not about correct, but about full-fledged perception, since a work of art allows for the possibility of various interpretations. As mentioned above, full perception is understood as the reader's ability to empathize with the heroes and the author of the work, see the dynamics of emotions, reflect on the motives, circumstances, consequences of the characters' actions, evaluate the heroes of the work, determine the author's position, master the ideas of the

work. A full-fledged perception of a work of art is characterized by the presence of aesthetic assessments and personal attitude of children to what they read, understanding not only the logical side of the work, but also the perception of its figurative and emotional side.

However, the ability to analyze a literary text figuratively does not form by itself. O.I. Nikiforova wrote about this: "The ability of direct figurative and emotional perception of literary and artistic works is not elementary and innate." Therefore, it is necessary to teach children "pondering" perception, the doctrine to reflect on a book, which means about a person and about life in general.

In 70- 80 years of practical methodology for analyzing the artwork developed followers K.D. Ushinskogo, N.F. Bunakov and D.I. Tikhomirov. Based on the literary laws of the construction of a work of art, on the psychology of perception of a work of art by younger students, as well as on the actual methodological provisions on reading a work of art in elementary grades, the modern reading technique identifies three stages of work on a fiction text: primary synthesis, analysis, secondary synthesis. In this case, the leading activity of students under the guidance of a teacher is the analysis of the work. It should be the centerpiece of a classroom reading lesson. It is preceded by the primary synthesis of the work, which consists of preparatory work, primary perception of the text and verification of primary perception (or primary analysis). The organization of work on understanding the literary work of M.S. Vasilyeva, M.I. Omorokova, N.N. Svetlovskaya presented a scheme based on the laws of perception of the work, the psychological characteristics of its understanding by children, taking into account the goals and means of teaching.





**Comprehension by students of a literary work.**

Stage of work	How to work
I. Preparation for reading Introduction to the topic.	Teacher's word or conversation.
II. Primary holistic perception of the work.	Reading out loud (I grade) or "to oneself" (II-III grades), reading by the teacher.
III. Primary perception test.	Answers to questions that clarify reading perception .
IV. I stage of analysis - understanding of the actual content.	Consecutive reading of the text by students and commenting on its content with the help of the teacher.
V. II stage of analysis - understanding the main thoughts, feelings of the characters, assessment of actions.	Analysis of pictures or semantic parts of the text using selective reading and "verbal drawing" from the imagination.
Vi. Synthesis - holistic perception on a deeper basis (holistic comprehension of the ideological-figurative side of the work).	Students' self-assessment of what has been read. Expression of attitude to the read in the statements. Expressive reading.

M.R. Lvov, V.V. Goretsky,  
 O. Sosnovskaya proposed to divide all the methods of work used at the preparatory stage of the lesson into two groups:

- compensating for the lack of formation of the type of correct reading activity;
- the forming type of correct reading activity.

The first group of techniques includes a teacher's conversation with children, the teacher's story, vocabulary work. The second - a preliminary examination of the illustrations, work with the title of the work, the selection of orienting words from the text.

One of the main stages of working on a work of art is analysis. The modern method of reading a work of fiction involves the mandatory analysis of the text in the classroom under the guidance of a teacher. This principle of work, firstly, has historical roots, secondly, it is conditioned by the peculiarities of fiction as a form of art, and thirdly, it is dictated by the psychology of perception of a work of art by younger students.

In the articles and manuals for teachers in recent years, several approaches have been developed to the analysis of a literary work, a work [31; 322], the principles of analysis are highlighted, examples of the analysis of some program works, the nature of questions for students is established, the importance of the plan and different types of retelling for understanding the text is emphasized, the sequence of analysis of artistic images is determined.

M.P. Voyushina, T.G. Ramzayev identified a system of skills to analyze a work, which includes:

- the ability to perceive the visual means of language in accordance with their function in a work of art;
- the ability to recreate in the imagination the pictures of life created by the writer;
- the ability to establish causal relationships, to reveal the "law of splitting" episodes;

- the ability to perceive the image - the character, in accordance with the text, as one of the elements, serving, along with others, to reveal the idea;
- the ability to see the author's position (attitude, assessment) in all elements of the work;
- the ability to grasp the idea of the work.

The authors of the system believe that it is not only meaningless, but also impossible to form the above-named skills one by one. At each lesson, work is underway to form the entire system of skills, but depending on the characteristics of the story being studied, on the chosen method of analysis, more attention may be paid to some skill.

In the process of analyzing the artistic work of N.S. Rozhdestvensky intended to carry out work to identify the meaning not of the entire work at once, but of individual parts of the work and even the meaning of each sentence, if the work being read is not large in volume. M.R. Lvov, V. In Gorki, OV Sosnovskaya also argued that the analysis of a work of art should be carried out in logically complete parts. These parts are determined by the teacher, based on the content and structure of the work. The authors have developed a technique for analyzing a work of art, according to which each of the parts is read aloud by a summoned student, other children follow the reading from the book. After the completion of reading, learning is carried out "thinking while reading", i.e. the analysis of the read part is performed. Analytical activity is organized in such a way that children can understand the meaning of the work, therefore, the analysis of the part is carried out on three levels: factual, ideological and the level of their own attitude to what they read.

The most common analysis technique is to ask questions about the part read. Questions help children to understand the facts of the work, to comprehend them from the point of view of the ideological orientation of the work, i.e. to understand the cause and effect relationships, to understand the



position of the author, as well as to choose your own attitude to what you read .

Dictionary work should become an integral part of the analysis of each part of the work. Clarification of the lexical meaning of words helps to clarify the content, includes recreational imagination of children, helps to understand the author's attitude to the events depicted. Dictionary work in the course of text analysis also presupposes observation of the pictorial and expressive means of the language of the work.

According to M.S. Soloveichik, the main element of fiction is the image. S.P. Redozubov identifies a number of techniques that help students achieve a vivid perception of artistic images. These include:

- 1) a preliminary conversation or a teacher's story in order to introduce students not only to the topic of the work, but also to the era and environment that is portrayed by the author;
- 2) expressive reading of the work by the teacher himself, thanks to which much in the read becomes completely understandable to children without further clarification;
- 3) work on the visual means of the language of works of art (in unity with the disclosure of their content);
- 4) selective reading of excerpts of the work;
- 5) subsequent work in the classroom on the expressiveness of the reading of the work by students.

M.S. Soloveichik points out that it is precisely the work on images in their interaction that constitutes an analysis of a work of art. In the process of parsing, students must understand both the characteristics of the image (hero, landscape, etc.), and the meaning of this image, i.e. the load that he carries in the overall structure of the work. The following is a work plan for figurative analysis

1. Since in children's literature the character is, first of all, an artistic image, then, first of all, work is carried out on the character of the hero based on the plot (the character is manifested only in action and one cannot separate the analysis of the character from the plot). In addition, the hero is characterized by his speech and the author's remarks (explanations regarding the appearance, characteristics of the behavior of the characters).
2. The relationship of the heroes is considered, since any action in an epic work is based on this. In this case, it is necessary that the children understand the motivation, the reasons for the behavior of the characters.
3. If the work contains descriptions of landscapes or interiors, the role in the text is considered.
4. Based on the analysis of the interaction of images, the idea of the work is revealed. Understanding an idea brings students very close to understanding the position of the author-interlocutor, because the idea is what the author wanted to say with his work.

5. First, analysis is communication with the work and its author, the student is also an interlocutor, it is good if the reader's personal attitude to what is described (to the content) and to how it is done (to the form) is revealed. Let us dwell in more detail on the main stages of figurative analysis.

It is known that for the development of schoolchildren it is important to form their personal attitude to what they read . However, this should not be emphasized as a special stage of the lesson. Reasoning about the students' own attitude to what they read should permeate all work on the text.

Methodists identify a number of techniques that help a child to realize his own attitude to what he read. These include: role-based reading, retelling, expressive reading.

Consider also the method of creative assignments in literary reading lessons. According to G.N. Kudrina, Z.N. Novlyanskaya , a full-fledged, adequate perception of art is not so often much more familiar examples of the perception of a flawed, inadequate, that is, not corresponding to a specific idea and the essence of art in general. The positions of the researchers of methodologists about when they begin to teach children to understand the author's position differ. Researchers advocate early learning in an adequate way to perceive art. LI Belenkaya began her work with eight or nine years old children. From the first grade, she teaches the understanding of the author's position in reading lessons L.I. Saraskina . In the opinion of the majority of methodologists, a younger student cannot understand the author's position, since this age is characterized by a naively realistic approach to the text and a lack of understanding of the conventions of art.

G.N. Kudrina, A.A. Melik-Pashaev, Z.N. Novlyanskaya , are convinced that it is modern education that largely contributes to the fact that the younger student is a naive realist. To judge the actual age-related possibilities of his artistic perception, it is necessary to change the content and methods of teaching in primary school. This means that an experimental search is needed.

As a solution to the problem, the above authors propose to introduce children into a dialogue with the author. Thanks to this, in the words of M.M. Bakhtin "being" in the position of the creator, they will understand from within what tasks the author sets for himself, what difficulties arise before him, how he overcomes them.

L.I. Belenkaya believes that the education of a "talented reader" can be fruitful if it is based on a special analysis of a children's book - literary and pedagogical analysis and is carried out using special methods - "methods akin to the art of words." Among them, the best methods of educating aesthetic perception, according to L.I. Belenkaya, are:



expressive reading, storytelling, conversation about what has been read, listening to discs with recordings of works loved by children.

There is no full-fledged perception of fiction and cannot be without a developed recreational imagination. A.V. Petrovsky defines those who recreate the imagination as imagination, which is based on the creation of images corresponding to the description.

According to M.V. Gamezo, which recreates the imagination, is only a subjectively new image, but objectively it already exists, created by others. This person only recreates this image. Independence in creating images is relative here. They are recreated on the basis of a verbal description of objects, the perception of their images in the form of pictures, diagrams, maps, drawings, mental and material models.

According to A.V. Petrovsky, many schoolchildren have a habit of skipping or skimming through books a description from nature, a description of an interior or cityscape, a verbal portrait of a character. As a result, they do not give food to the recreational imagination and extremely unite artistic perception and emotional development of the whole personality - fantasy does not have time to unfold bright and colorful pictures in front of them.

O.V. Kubasova believes that it is at a young age that the reader's imagination is best influenced, therefore, one should start by working on the recreational type of imagination, so that later on, on this basis, move on to the formation of a more productive type - creative imagination. Creative imagination consists in the ability to present a picture in detail, sparingly presented in verbal form.

#### *Characteristics of the text*

In modern European languages, the word *text* came from Latin. The Latin *textus* has several meanings: "plexus", "structure", "structure"; "Fabric" and, finally, "connection", "coherent presentation".

The last, fourth, meaning helped us to distinguish text from non-text. It is coherence that people usually intuitively consider the main property of the text.

The second meaning of the word *textus* is also important - "structure", "structure". The texts do have a structure: for example, a letter must necessarily begin with an appeal, and end with greetings, good wishes and a signature.

#### **Types and types of text.**

By style:

- scientific - the meaning is to give an accurate and clear idea of scientific concepts (for example, terminological vocabulary);
- official business - official correspondence, government acts, speeches; lexicon is used that reflects official business relations (plenum, session, decision, resolution, resolution);

- religious style is a functional variety of the modern Russian literary language, serving the sphere of church-religious social activity and correlating with the religious form of social consciousness;

- journalistic - abstract words with socio-political meaning (humanity, progress, nationality, glasnost) are characteristic;

- colloquial - it has a large semantic capacity and colorfulness, gives speech liveliness and expressiveness;

- artistic style - affects the imagination and feelings of the reader, conveys the thoughts and feelings of the author, uses all the richness of vocabulary, the possibilities of different styles, is characterized by imagery, emotionality of speech;

- epistolary style (from the Greek *epistola* - letter, message) is a stylistic feature of letters (messages) as one of the varieties of written literary speech.

#### **REFERENCES**

1. *Alijon R Khamraev. Modeling Teacher's Activity in Designing Students' Creative Activities. Eastern European Scientific Journal. 2019/5/10/*
2. *O'qish kitobi: 1-sinf uchun darslik / Muallif-tuzuvchilar: T. G'afforova, E.Shodmonov, G. Eshturdiyeva; Mas'ul muharrir: S. Mat chonov. — T.: «Sharq» 2017. — 128 b.*
3. *O'qish kitobi 4-sinf: umumiy o'rta ta'lim maktablarining 4-sinfi uchun darslik/S. Matchonov [va boshq.]. - Qayta ishlangan va to'ldirilgan oltinchi nashr.- Toshkent.: «Yangiyo'l poligraf servis», 2017. - 216 b.*
4. *Avezmurodovich, O. R. (2020). Difficulties in learning to write and read left-handed children. European Journal of Research and Reflection in Educational Sciences, 8 (8), 40-45.*
5. *Rustambek QO'LDOSHEV. Chapaqay bolalarni maktabga qanday tayyorlash kerak? Pedagogik mahorat. Ilmiy-nazariy va metodik jurnal Buxoro 2020-yil, 3-son 145-147 b.*
6. *Azimov Y., Hamroyev A. Husnixat va uni o'qitish usuliyoti (Ma'ruza matnlari). Buxoro, 2003, -52 bet.*
7. *R.A.Qo'ldoshev. Кўмаки педагогў ба кўдакони чандаст дар соли якуми хониш.- GlobeEdit, 2020.-93 bet*
8. *Y.Y.Azimov, R.A.Qo'ldoshev. Husnixatga o'rgatishning amaliy asoslari (metodik qo'llanma). GlobeEdit, 2020. - 141 bet.*



## BLOG AS A TYPE OF ELECTRONIC COMMUNICATION

**Zakirova Feruza Makhmudova**

Doctor of pedagogical sciences,  
professor,  
Tashkent State Pedagogical University  
named after Nizami, Tashkent,  
Uzbekistan

**Bobomukhamedova Shoir**

**Agzamovna**  
Doctoral student,  
Tashkent State Pedagogical University  
named after Nizami,  
Tashkent,  
Uzbekistan

---

### ABSTRACT

*The article considers one of the Web 2.0 services the generation of blog technology, didactic properties and methodical functions of blog technologies. The types of blogs are considered as the teacher's blog, personal blogs of students, and the blog of the study group.*

**KEY WORDS:** *blog, blog technology, technology, blogger, web 2.0, teaching, education, information technologies.*

---

### DISCUSSION

The informatization and computerization of society, the improvement of technology, the introduction of new information technologies in the educational and professional activities of a person require the education system to train specialists who are ready to quickly adapt, effectively interact and actively transform the changing information environment using modern information technologies and communication tools. The ability to work with information for a modern person is a necessary condition for his successful educational, professional and creative activity. Taking into account the current level of implementation of information technologies in all areas of activity, it is not enough just to own technologies at a high level, you also need to be ready for changes, be able to adapt to new conditions, and therefore be mobile.

Today's students grow up in an information society where they are using many types of technology such as Web 2.0 tools like blogs and social networking sites; these have created new modes of interaction and expression.

Students have grown up in an information society where they are using many types of ICTs and Web 2.0 tools, such as blogs and social networking sites; these have created new modes of interaction and expression.

Blog is one of the social phenomena of Web 2.0. It is a frequently updated webpage comprising brief posts presented and archived in reverse chronological order. Blogs, also known as blogs, are

a social network system tool that is used collaboratively to share information with colleagues, friends and family. Through these social activities, the blogger (the blog's author) can organise communities in a forum of blogs. Blogs are the latest form of online communication which have recently gained widespread popularity.

**P.V. Sysoev** defines blog technologies as one of the Web 2.0 technologies that allow any Internet user to create a personal page, blog (from the English blog or weblog), in the form of a diary or journal, and notes their following didactic properties:

- Publicity (blogs are available to all project participants located at a distance from each other);
- Linearity (changes and additions are placed in chronological order);
- Authorship and moderation (sole authorship is inherent in blogs, blog moderation is carried out by its author);
- Multimedia (the ability to use materials of different formats when creating blog content: text, graphic, photo, video, audio). [2, p.115].

Blogs are defined by Oxford Dictionaries (2017) as 'a regularly updated website or web page, typically one run by an individual or small group, which is written in an informal or conversational style.' A blog therefore is able to be used both as an individual tool and as a collaborative tool and is also a flexible tool which can be used in a range of ways. Another benefit of the use of blogs is the manner in which they can be open to the public or kept private amongst a small group or a single individual. Blogs





can also be used to incorporate a range of different forms of media such as text, audio visuals and links.

The use of blogs for teaching and learning has been chosen in this case for a number of reasons. Firstly, it is argued that blogs, more so than other Social Media tools, can enhance interactions amongst students and teachers, improve engagement with learning, increase feelings of community and increase perceived learning. Blogs are also considered to create interesting dynamics which are not present in other types of Social Media.

In the research of **S.A. Belov**, the essence of the concept of "blog" as an educational tool is disclosed, the concept of "educational blog" is introduced - a site in the form of a journal of records arranged in reverse chronological order, used by the subjects of the educational process to store and present the available educational information in various forms (graphs, maps, drawings, photographs, videos), creating open and closed communities for the purpose of discussing problematic tasks and situations in online or offline modes, implementing group projects and exercising control over the assimilation of educational information. [3, p.12].

An educational blog acts as one of the modern teaching aids, which is most consistent with the provisions outlined by us, which provides, along with the fundamental nature of education, the development of creative and professional competencies, which allows creating virtual educational communities for interactive communicative interaction and posting various materials on the Internet, sorted in reverse chronological order.

**A.V. Filatova**, believes that blogs are one of the best Web 2.0 services, primarily due to such didactic properties as ease of use and accessibility, efficiency of organizing information space, interactivity and multimedia, reliability and security. She notes that from a technology perspective, a blog can be used as:

1. A tool for administering the educational process;
2. Platform for discussion;
3. Medium for posting publications on the Internet.

So blogs are considered one of the most successful forms of additional education, since everything you need is collected by topic, links to primary sources are given, so the search for the necessary information is significantly reduced. In addition, the blogosphere makes it possible to create, where the teacher can consult with students, give additional material, discuss what has been read, etc. "Creation of a blog or website as an organizational center of a personal educational sphere turns a teacher into a unique character, highlighted in the general information environment and reducing his virtuality." [1, p.6].

Innovation in education, based on the capabilities of the Internet, finds its most effective manifestation in the use of such learning technologies as web quest, Web 2.0, technology blog, multimedia technologies, Internet forum technologies, etc.

The educational process involves blogs such as:

1. A tutor's report containing a schedule of classes, course programs, homework assignments for students, and additional materials;
2. Class/group blog, where information is posted by both teachers and students;
3. Student-run, providing students with an opportunity for self-expression and self-affirmation.

A blog is a written text, or rather a text immersed in a special environment – virtual space. On the other hand, a blog is not just text, but hypertext. This is proved by the presence of hyperlinks in the text of the post, the ability to return to the beginning or end of the post, other texts and sources linked to this text, etc.

Blogs are characterized by short entries of temporal significance, sorted in reverse chronological order (the last entry at the top). The differences between a blog and a traditional diary are determined by the environment: blogs are usually public and involve third-party readers who can engage in a public debate with the author (in comments to the blog entry or their own blogs).

People who run a blog are called bloggers. The totality of all blogs in the Network is called the blogosphere. Blogs are characterized by the ability to publish reviews (comments, "comments") by users. It makes blogs a network communication environment that has several advantages over email, newsgroups, web forums, and chats. For example, email often involves only delayed reading, meaning that the recipient may not immediately see a new message in their mailbox, and they may also respond much later, whereas in a blog, messages can be read instantly and immediately answered. News groups, in most cases, assume only passive reading of information, although, recently, more and more such groups have the opportunity to comment on the proposed article. Web forums and chats mostly have the function of instant messaging on a particular topic, or without it at all.

Nowadays, the feature of blogs is not only the structure of the posts, but also the ease of adding new posts. The user simply contacts the web server, goes through the user authentication process, and then adds a new record to his collection. The server presents information as a sequence of messages, placing the most recent messages at the very top. The structure of the collection resembles the usual sequential structure of a diary or journal.

Considering the types of blog (by author, by type of multimedia, by features of content and by technical basis), it can be argued that the most





effective is a collective or social blog, specially developed on an individual engine and existing on a separate hosting. This measure is necessary for maintaining blog moderation, registering new bloggers and for more effective use of it by network users.

The community of bloggers formed on the principle of cooperation promotes the exchange of experience between teachers in the preparation of didactic material for the lesson, for making effective multimedia presentations, searching for information and networking, presenting information to a wide range of Internet users and other tasks.

To facilitate these tasks, an educator can use web-based software that supports group interactions, where they are not created from the top, but added from the bottom up from the small effort of many formally independent users. Members of a social network can perform simple actions to create or select the most interesting articles, photos, audio recordings, and so on.

Within the context of learning using blogs each of these elements can be seen to exist. The domain can be considered to be the area of learning that is being undertaken. The community will relate to the relationships that students create within the blogs between each other (although they may also already have existing offline relationships with each other also). Finally, practice will be achieved through the use of the blogs. The blogs can be collective or individual but students will be building shared resources and experiences through the use of blogs in this way.

The analysis of a number of works shows that depending on the purpose of training and the development of specific speech skills of students, blogs can be divided into three types: the teacher's blog, personal blogs of students, and the blog of the study group.

**Teacher's blog.** This kind of blog is created and managed by a computer science teacher. Blog may contain information personal interests, hobbies, travels, start-up, the teacher's family. In this case, the blog will serve the learners example for creating your own personal blogs.

Also on the blog, the teacher can post information about the course or subject:

- Course program (for a week, month, quarter);
- Homework;
- Information about the material covered in a particular lesson;
- Recommended sources in a foreign language for additional study (reading and listening);
- Links to information and reference Internet resources;
- Links to educational Internet resources on the topics studied (treasure khanty, webquests);

The use of blogs for teaching and learning has been chosen in this case for a number of reasons. Firstly, it is argued that blogs, more so than other Social Media tools, can enhance interactions amongst students and teachers, improve engagement with learning, increase feelings of community and increase perceived learning. Blogs are also considered to create interesting dynamics which are not present in other types of Social Media.

Each of the basic assumptions identified can be seen to relate to learning within the context of blogs. Within blogs learning can be considered to occur when student observe blog posts through the reading of blogs. When learning is developed through the reading of blogs this can be seen to be an internal process as this will not necessarily result in any further action on the student's part such as posting or commenting on the post. Goal directed behaviour is less clearly seen when learning with blogs but can also be seen through the manner in which students will choose to view specific blogs and not others. This point also links closely with the self-regulated nature of learning through blogs as blogging activity will need to be self-directed to some degree as only the student themselves can choose how fully to engage with the learning process. Finally, the indirect effects of reinforcement can be seen within learning with blogs as students may be encouraged or discouraged to blog due to positive or negative feedback that the student may receive via comments.

Life is now very much accelerated its pace, which is why it is worth paying attention to the fact that education fit in the shortest possible time and with minimal effort, but the quality and volume of knowledge should only increase.

## REFERENCES

1. Филатова А.В. Оптимизация преподавания иностранных языков посредством блог-технологий: дисс. ... канд. пед. наук: 13.00.02. – М., 2009. – 197 с.
2. Сысоев П.В. Блог-технология в обучении иностранному языку // Язык и культура. – 2012. – № 4 (20). – С. 115-127.
3. БЕЛОВ.С.А. Формирование коммуникативной составляющей икт компетентности будущих педагогов профессионального обучения средствами учебного блога. Автореферат канд.пед.наук: 13.00.08. Барнаул-2014. -24 с.
4. <http://public.oed.com/blog/>



# METACOGNITIVE STRATEGY FOR VOCABULARY LEARNING

**Vazirakhon Rustamovna Ochilova**

PhD student,  
Uzbekistan State University of World Languages,  
Uzbekistan

---

## ABSTRACT

*This study aimed to analyze the employment of metacognitive methods in vocabulary learning by Uzbek student learners. Precisely, it tried to appear at intermediate and advanced learners' use of metacognitive and psychological feature methods in vocabulary learning.*

**KEY WORDS:** *vocabulary-learning strategies, metacognitive strategies, cognitive strategies.*

---

## DISCUSSION

Vocabulary would possibly also be companion diploma simple fact that evaluation phrase, an area of a word that provides clues to that shows that of complete words. Vocabulary learning might be a center detail of language skills and provides an expansion of the concept for the manner well a learner speaks, concentrate, examine, and write.

It has been claimed that language learners have their very own "unique procedures in the course of that of getting to know English vocabulary". With each statistic, pretty a few regarding the person of gaining knowledge of and jointly to facilitate the gaining facts of a method for others. Attributable to this premise, the maximum of the evaluation at durations the globe of gaining facts of processes has targeted the identity, description, and category of helpful gaining knowledge of procedures. Oxford, R.L. (1994) furthermore, there's a listing of techniques utilized by way of English remote places language beginners, as well as that they discover ways to assume within the language and address the emotional elements of language acquisition greater. Learning approaches that sq. Degree "unique thoughts or behaviors that human beings use to apprehend, analyze, or keep new statistics". Ehrman, M. & Oxford, R. (1990) all through the

1980 to 1990s, evaluation once in a while targeted on categorizing the methods that ascertained at durations the analysis of the previous decade.

As a result, several taxonomies had been projected to classify them, aboard classifications of mastering strategies typically and language sub-competencies methods especially. Two consultants have divided the strategies into the three most sizeable branches: mental operate, metacognitive, and socio-affective, every of which includes many sub-techniques styles of a practice session, enterprise, and summarizing, deducing, and intellectual imagery. Chamot, A. U., and O'Malley, J. M. (1992) on the alternative hand, there might even be an entire ton of comprehensive models at durations that six classes, classified into two agencies of direct and oblique exist. The direct approaches that encompass reminiscence, cognitive, and compensation whereas indirect tactics embody metacognitive, affective, and social.

The social and emotional techniques square live located ample less commonly in an extremely overseas language (FL) approximately to grasp. This is, possibly, due to these behaviors do not seem like studied frequently with the aid of exploitation Sunshine kingdom researchers, and so long as beginners don't appear to be at home with paying attention to their non-public emotions and social relationships as a district of the light



kingdom approximately to understand method. Oxford, R. (1990b) GU and Johnson (1996) divided vocabulary-analyzing processes into metacognitive, cognitive, memory cryptography, and activation strategies. Metacognitive tactics include selective interest and self-initiation tactics.

They accept as true with that foreign and second language newcomers use selective interest ways that so one can understand that words square. Degree vital for them to seek out and rectangular degrees crucial for ok comprehension of a passage. As a way to type, this means that of vocabulary matters easy, freshmen international corporation agency makes use of freelance techniques to apply a ramification of techniques. Mental feature techniques in Gu and Johnson's taxonomy contain wagger techniques, skillful use of dictionaries, and have a look at-taking process. Inexperienced persons, some agency construct use of bet methods ways that ways in that to draw upon their information and jointly build use of linguistic clues like grammatical systems of a sentence to bet which shows a word. Memory methods rectangular measures categorized into rehearsal and cryptography classes. Phrase lists and repetition area unit samples of rehearsal ways.

Cryptography ways rectangular measure accomplice in Nursing affiliation, imagery, visible, auditory, semantic, and discourse cryptography further as morphology (i.e., reading a word in terms of prefixes, stems, and suffixes). Activation approaches contain those approaches via that the students really use new phrases in several contexts. An entire inventory of vocabulary mastering methods has been compiled through Schmitt (1997). He labeled the methods into two corporations: people who determine which suggests of recent phrases once encountered for the first time, and people that consolidate meaning once encountered once more. The preceding entails determination and social methods and additionally the latter includes psychological capabilities, metacognitive, reminiscence, and social ways. In step with Schmitt (1997), willpower ways rectangular degree utilized as soon as "rookies rectangular measure Janus-confronted with seeing an alternate whilst now no recourse to a special (p. 205). Schmitt (1997) advanced Oxford's (1990) taxonomy for vocabulary studying approaches, and divided vocabulary going to know into 2 fundamental levels: discovering the new which suggests of words and consolidating the new phrase's bureaucracy and meanings.

Throughout those phases, college students utilize definitely extraordinary approaches, i.e., psychological characteristic methods that area unit achieved via the technique of mistreatment or converting the language fabric, social ways in which square degree advanced thru interaction either amongst students or between trainer and students, and sooner or later, memory ways in which rectangular degree recalling the meaning of a phrase supported its mystery writing and regard to reference to facts. They are going to be enriched through the scholars themselves, searching at their character alternatives and mastering designs. Metacognitive methods facilitate students to reveal and choose their approach of gaining knowledge of and use positive strategies consciously that improve performance within the target language. Metacognitive and psychological characteristic approaches area unit used as an important scholar to become a spread of freelances and in charge of their own learning, so, students got to be stimulated in order that it'll individualize their method use, which may vary supported academic, linguistic, or cultural background and mastering style (Yamato, 2000). "Metacognition" is one altogether of the newest buzzwords in academic mental technological knowledge, but what exactly is metacognition? The duration and abstract nature of the word make it sound discouraging, nonetheless, it is not as intimidating an idea because it is ready to seem. We will be inclined to possess interaction in metacognitive activities on each day's foundation.

Metacognition allows us to reap fulfillment newbies and has been associated with intelligence. Chamot, A. U., & O'Malley, J. M. (1986). Then, metacognition refers to higher-order questioning that involves energetic control over the psychological function procedures engaged in studying. Sports like designing how to technique a given learning project, remark comprehension, and comparing progress toward of everything of a project area unit metacognitive in nature. Due to metacognition performs an important function in English learning, it is crucial to review metacognitive pastime and improvement to workout however, students are known to raised follow their psychological function sources through metacognitive control. Flavell, J. H. (1979). Moreover, metacognition involves "lively observation and ensuing law and orchestration of the process to get psychological characteristic dreams. It is conjointly enclosed interpretation of present-day expertise, or simply growing



judgments regarding what one is conscious of or does not coddle to perform a venture, as alternative alternatives of metacognition. On the facet of the notions of the active and acutely conscious statement, regulation, and orchestration of idea technique, Flavell believed via recurrent use of metacognition, it would in time come to be automatized. Flavell, J. H. (1976) Metacognition has been normally considered comprising five predominant factors or competencies (Naznean, 2009, p. 758):

- (1) Preparing and designing for gaining knowledge of,
- (2) Selecting and mistreatment learning approaches,
- (3) Remark strategy use,
- (4) Orchestrating several methods, and
- (5) Comparing method use and going to know.

These five metacognitive abilities act with each other thanks to the very fact that metacognition is not a linear approach, but a continuing ahead and backward motion among getting ready, planning, and comparing one's mastering. Samples of metacognitive activities embody designing how to method a going to know challenge, observation comprehension, and evaluating progress closer to the motion of the venture. Helping college students in constructing metacognitive control contributes largely to English learning. Too frequently, we have a bent to teach students on what to suppose however not how to think, what to seek out but not how to review. Going to know a fashion to research relies upon, basically, on supposing how to think. Thinking how to suppose, in alternative phrases, metacognition takes place in matters once rookies become aware of the very truth that their information, their functionality to know one factor has unsuccessful them (as an example, not having the capacity to know content or relations (e.g. descriptive linguistics guidelines) and, consequently, they have to discern in an attempt to make a feel of it. Consequently, the metacognitive act includes two components or degrees:

- The learner realizes that there rectangular degree limitations to anyone's data to end a challenge;
- The learner realizes that he/ she possesses approaches for correcting the restricting situation and completing the venture.

In addition to teaching mental characteristic skills, it is essential that language academics help college students in building metacognitive

capabilities. Sorts of metacognitive awareness consist of:

- Person information/ declarative expertise, specially information one's personal abilities; data concerning the weather to be ready to impact one's performance as a learner; it's conjointly mentioned as "world know-how" (Schneider, 2010, p. 152);

- undertaking statistics/ procedural expertise, or however one perceives the matter of a task, translated because the content, duration, and sort of challenge; it refers to statistics concerning doing matters; an excessive stage of procedural data allows humans to perform duties routinely (Pressley, Borkowski & Schneider, 1987, p. 30);

- strategic information/ conditional know-how, in alternative words, one's very own functionality for mistreatment methods to accumulate facts; it designates understanding as soon as and why to use declarative and procedural information; it permits students to apportion their resources as soon as mistreatment ways and this, in flip, makes ways simpler (Reynolds, 1992, p. 350). Metacognitive law incorporates three critical capabilities (Schraw, 1998, p. 117; Jacobs & Paris, 1987, p. 263):

- planning: choosing methods fitly and allocating sources properly with the intention to effect assignment performance during a very high-quality way:

- Tracking: listening to one's comprehension and undertaking performance:

- evaluating: assessing the merchandise of a challenge further because the efficiency at that the mission was performed:

This might embrace a re-evaluation of the ways used. Preserving motivation to end a mission is moreover a metacognitive ability, except the facility to finish aware of, and confront to distracting stimuli, which can maintain attempt over time – this will be called psychological function control.

## REFERENCES

1. Graham, S. (1997). *Effective language learning. Positive strategies for advanced level language learning.*
2. Jacobs, J. E., and Paris, S. G. (1987). "Children's metacognition about reading: Issues in definition, measurement and instruction." *Educational Psychology*, 22, 255-278.
3. Khezrlou, S. (2012). "The Relationship between cognitive and metacognitive strategies, age and level of education". *The Reading Matrix*, 12(1), 50-61.



4. Hartman, H. J. *Metacognition in Learning and Instruction. Theory, Research and Practice. Neuropsychology and cognition / H. J. Hartman.* – 2003. – pp. XI-XIX.
5. Nelson, T. O., & Narens, L. (1990). *Metamemory: A theoretical framework and new findings.*
6. G. H. Bower (Ed.), *The Psychology of Learning and Motivation.* 26, 125– 141
7. Tarricone P (2011) *The taxonomy of metacognition.* Psychology Press, Hove
8. Wenden A (1987a) *Metacognition: an expanded view on the cognitive abilities of L2 learners.* *Lang Learn* 37(4):573–597
9. Wenden AL (1987b) *How to be a successful language learner: insights and prescriptions from L2 learners.* In: Wenden A, Rubin J (eds) *Learner strategies in language learning.* Prentice Hall, Englewood Cliffs, pp 103– 117.
10. NCREL (1995). *Strategic teaching and reading project guidebook.* Retrieved August 2010.





# STUDY OF THE PROCESS OF INTERACTION OF RADIATION WITH A CONTROLLED SILKWORM COCOON

**Butaev Tukhtasin**

Kokand branch of the Tashkent State Technical University,  
Uzbekistan

## ABSTRACT

*The article investigates the effect of radiation from semiconductor LEDs with controlled silkworm cocoons. To study the passage of rays of different wavelengths through the shell of the cocoon, an experimental setup was developed and its design scheme was considered. The passage of rays with different wavelengths through the obstructed and non-obstructed by the pupa of the parts of the shell of the cocoon was investigated. The results of the scientific research showed a high closeness of the comparative analysis of experimental studies with theoretical ones. Based on the results of scientific research experiments, the possibility of designing highly sensitive optoelectronic converters that control silkworm cocoons or similar complex objects has been created.*

**KEY WORDS:** COCOON; doll; semiconductor feed; photodiode; optoelectronic converter; radiation spectrum; equivalent resistance; constructive drawing; informative fraction of radiation; sensitive surface of the photodiode.

## DISCUSSION

Silkworm cocoons, from which natural raw silk is produced, depending on breeds and hybrids, vary in density. Therefore, in preparation for unwinding, it is required to group cocoons with the same technological characteristics as possible, which are called a production batch [1], requiring the same cooking mode, finding the ends of the thread and making it possible to produce raw silk from them with a given linear density, purity and defectiveness.

To build a density sensor and correctly select its design parameters, you must:

1. To study the interaction of radiation with different wavelengths with the shell of the cocoon;
2. Investigate the distribution of radiation after interaction with the cocoon.

An experimental setup has been developed to study the interaction of radiation of different wavelengths with the cocoon shell. Figure 1 shows a block diagram of the setup, which consists of a radiation and photo detector parts.

The radiative part of the installation consists of a direct current power supply (DCPS) and a pulse

power supply (PPS), a switch (S), a commutator (C) and a set of semiconductor emitters of the types AL336V, AL102A, AL307VM., AL307AM, AL106D, AL108A.

The photo receiving part consists of a photo detector (SF2-9 or FD24K) of the measuring M and the devices registering the DR.

A stabilized source with parametric stabilization and a double emitter follower on KT315B transistors is used as a constant current source.

The pulse power supply is made on the integrated circuits K284PU1, K155LAZ and transistors KT315, KT814-815. The source provides for the possibility of smooth regulation of the pulse repetition rate and duty cycle. To ensure the simultaneous examination of various emitting diodes, all emitters are mounted on a movable cassette with a clear fixation. Figure 2 shows a structural drawing.

A feature of the setup is that the setup allows time-based research of the radiation interaction process under various operating modes.

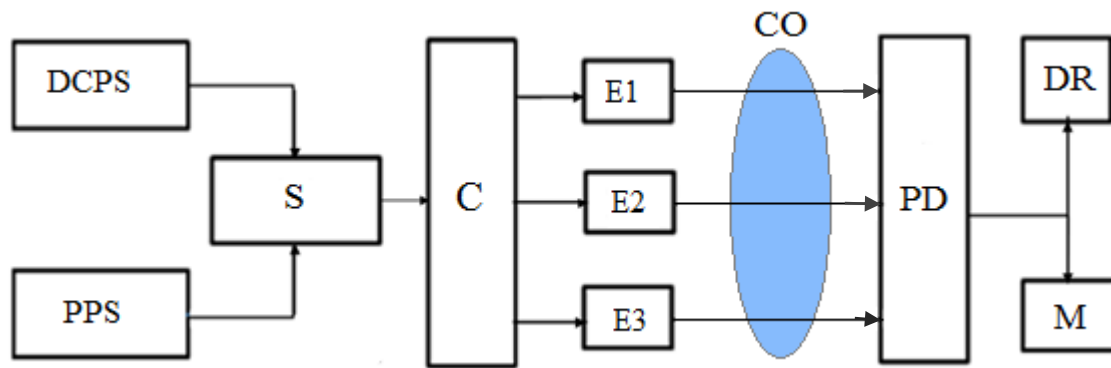


Fig. 1 Block diagram of the experimental setup.

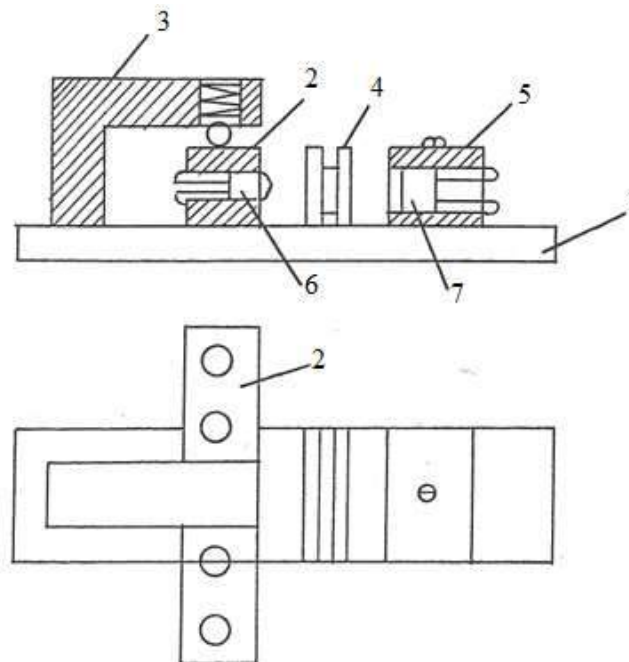


Fig. 2. Construction drawing of the installation.

where: - 1- bed; 2 - cassette; 3 - retainer; 4- cassette for installing the shell of the cocoon; 5- base for installing the photo detector -7; 6- emitting diode.

When using emitting diodes in lensless optical circuits as sources of analyzing radiation, the selected photo detector must satisfy the following basic conditions [2].

1- Maximum spectral agreement with the radiation spectrum;

2- High speed and sensitivity;

3 - Reception by the photo detector of 95% of the informative fraction of radiation. The first condition is provided by the choice of a photo detector, the spectral characteristic of which maximally overlaps the emission spectra of the emitting diodes [3].

The determination of the integral sensitivity of the photo detector for any given radiation spectrum is carried out according to the formula [4]:

$$S = S_{\lambda_{\max}} \int_0^{\infty} (\tau S_{\lambda} / S_{\lambda_{\max}}) \cdot \rho d\lambda, \text{ [mA/Bт]}, \quad (1).$$

where:  $\rho$  is the relative density of energy distribution in a given radiation spectrum;  $S_{\lambda} / S_{\lambda_{\max}}$  is the relative spectral sensitivity of the photo detector;  $S_{\lambda_{\max}}$  is the maximum value of the spectral sensitivity of the photo detector.

To calculate the integral sensitivity of the photodetector to the radiation of a given source, it is necessary to know the power distribution over the radiation spectrum. Usually such a distribution is known from the spectral characteristics of the emitter [5,6].

Knowing the maximum value of the spectral sensitivity, it is possible to determine the spectral sensitivity of the photodetector for the selected wavelength from the relative spectral characteristics and from the obtained values to find the integral sensitivity to the given radiation.

The second condition is reduced to the choice of a photodetector with a constant time



three, four times less than the duration and radiation pulse. The sensitivity and speed of the photodetector largely depend on the correct choice of load resistance [7.8]. When the duration of the radiation pulse is less than the transient process, it becomes necessary in the photodetector circuit to dynamically match the photodetector with the load, which would ensure the maximum output overtook by the end of the pulse.

Recommended in work [3] the following method for choosing or a given pulse duration  $t_u$  and equivalent capacitance C:

- 1) computation  $R_{eq\ action} = t_u/C \ R_H \rightarrow \infty$  ;
- 2) determination of the actual value of the equivalent resistance at the end of the pulse action based on the ratio:

$$R_{eq\ action} = (0.9 \div 0.95)R_{eq\ max},$$

which is selected from the conditions for maintaining the photodiode mode by the end of the pulse;

- 3) substituting the value  $R_{eq\ action}$  get

$$R_{eq\ action} = R_{n.opt} (1 - e^{-t_n/R_{n.opt}C}), \quad (2)$$

the value of  $R_{n.opt}$  can be determined from the ratio:

$$R_{n.opt} = \frac{0.9U_{sup.opt.}}{S_\phi} \quad (3)$$

To fulfill the condition, first of all, information about the law of distribution of the emitting diode flux after interacting with the controlled object is required.

If we assume that the emitting diode is a point one, then the luminous flux of the studying diode recorded at a distance x from the symmetry axis with an error of 5% can be approximated by the dependence:

$$\Phi = \frac{\Phi_0 e^{-\frac{K_\lambda m \sqrt{y^2+x^2}}{y}}}{y^2+x^2}, \quad (4)$$

where: y-is the distance between the emitter and the photodetector;

m is the value of the controlled parameter (mass, concentration, density);

$K_\lambda$  - coefficient depending on the wavelength.

It should be noted that the coefficient  $K_\lambda$  can take any values and does not qualitatively affect the nature of radiation propagation after passing through the material.

The same goes for the mass. The distribution of radiation depends on the geometrical parameters and the structure of the material under test. We believe that the material is evenly distributed in the measured area.

For the development of measuring converters, it is necessary to determine what dimensions the photosensitive surface of the photo detector should have so that 95% of the total transmitted light flux falls on its surface. For simplicity, we will assume that

$$K_\lambda = 1.$$

If the light-sensitive surface is a circle (which is true for most photo detectors) with a radius R and it is located on the same axis with a point radiation source, then the perceived luminous flux can be expressed by the integral:

$$\Phi = \int_0^x \frac{2\pi R \Phi_0 e^{-\frac{\sqrt{y^2+x^2}}{y}}}{y^2+x^2} dx, \quad (5)$$

We take  $y = 1$  and in these units, we determine the radius of the photosensitive surface of the photodetector:

$$\Phi = 2\pi R \Phi_0 \int_0^x \frac{e^{-\frac{\sqrt{x^2+1}}{x}}}{x^2+1} dx, \quad (6)$$

This expression is reduced to the integral logarithm and cannot be calculated directly.

The values of this integral were determined by a numerical method on a computer for  $x = 1, 2, 3, 4, \dots$  and are given in table. 1..

**Table 1o**

x	1	2	3	4
$\int_0^x \frac{e^{-\frac{\sqrt{x^2+1}}{x}}}{x^2+1}$	0,106	0,184	0,21	0,216

The values of the integrals  $\int_0^3$  and  $\int_0^4$  differ by less than 4%. Therefore, the radius of the photosensitive surface of the photo detector should be 3: 4 times greater than the thickness of the translucent material:

$$R = (3 \div 4)y; \quad S = 2\pi(3 \div 4)y^2$$

Thus, if the radius of the photo detector is 3-4 times greater than the thickness of the translucent material, then almost the entire luminous flux that has passed through the controlled material falls on the light-sensitive surface. To study the interaction of radiation with the shell of the cocoon, samples from

controlled cocoon shells were prepared on the experimental setup discussed above. First, the cocoons were selected from the unsorted mixture by hardness using the "VK" device, after which a disc (from the abdominal hemisphere) with a diameter of 5-8 mm was cut from each sample, while ensuring the minimum curvature of the shell. The density of the area (disk) of the shell is determined by the formula:

$$\bar{\delta} = \frac{m_i}{\Delta S l_0}, \quad (7).$$

where:  $m$  - mass of the section of the shell crushed in the form of a disk, mg

$\Delta S$  - disk area, mm<sup>2</sup>;

$l_0$  - is the thickness of the cocoon shell,

mm.

Prepared shell samples (shell sections cut out in the form of a disk) with different densities were placed in special cassettes 4 (see Fig. 2). Then the cassette was installed between the emitting and photo detecting parts of the experimental setup. The emitting diodes (AL336V, AL102A, AL307VM., AL307AM, AL106D, AL108A) were alternately connected to the power supply to irradiate the cocoon shell and measure the current in the FD24K photodiode circuit. The dependence of the output current of the photodiode on the shell density for different emitting diodes is shown in Figures 3 ÷ 8.

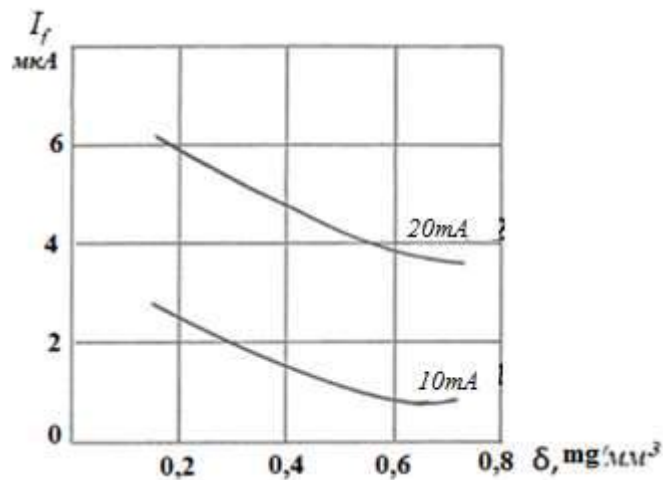


Fig. 3. Dependence of the photodiode current on the density of the cocoon shell at  $I_f=f(\delta)$ , AL336V

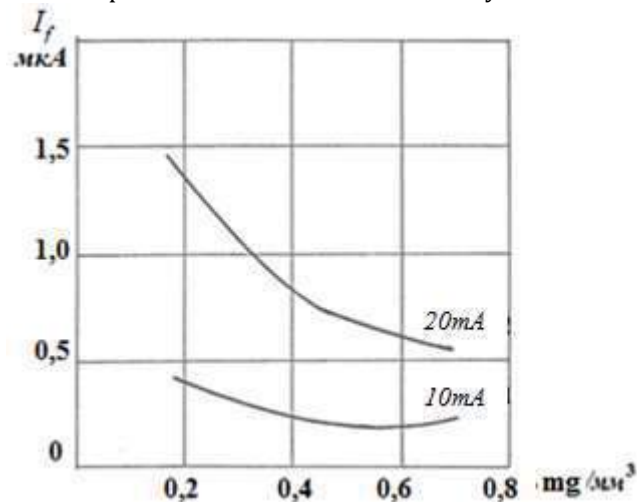


Fig. 4 Dependence of the photodiode current on the density of the cocoon shell at  $I_f=f(\delta)$ , AL307VM.

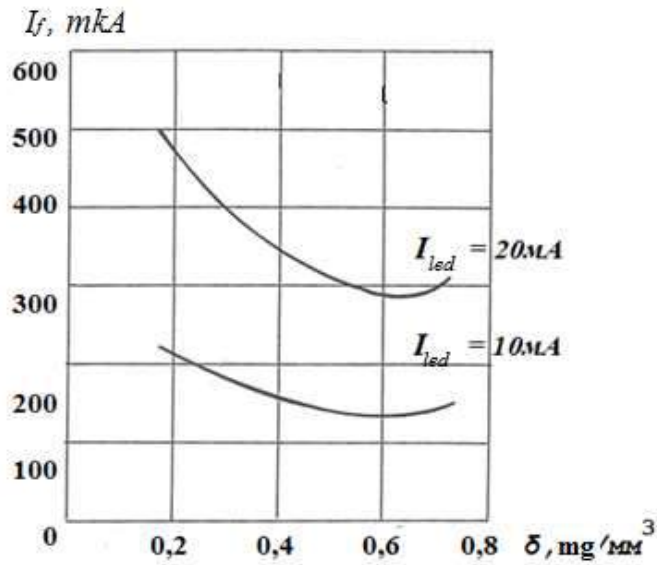


Fig. 5 Dependence of the photodiode current on the density of the cocoon shell at  $I_f = f(\delta)$ , AL307AM.

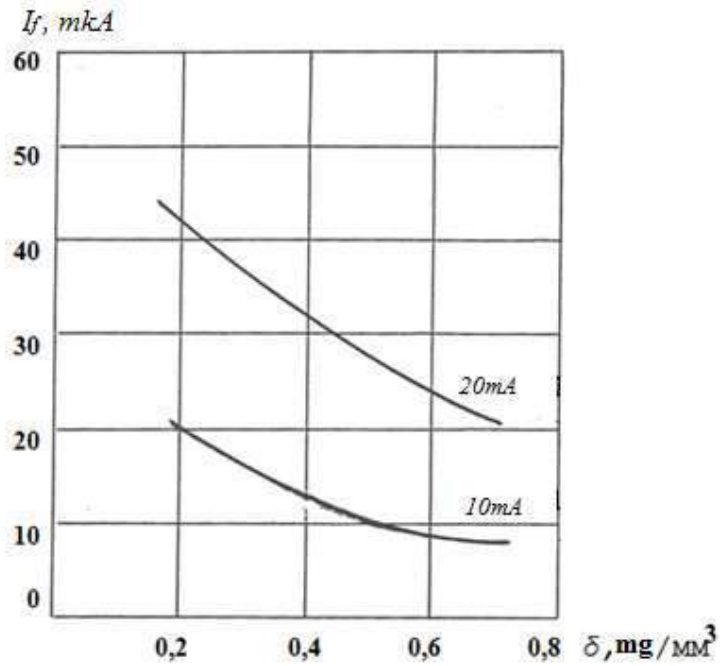


Fig. 6 Dependence of the photodiode current on the density of the cocoon shell at  $I_f = f(\delta)$ , AL102A.



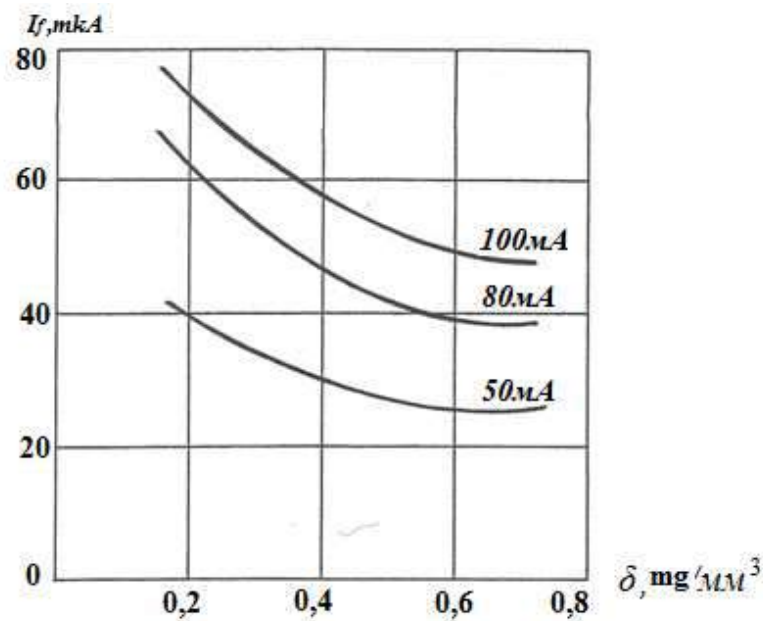


Fig. 7 Dependence of the photodiode current on the density of the cocoon shell at  $I_f = f(\delta)$ , AL106D.

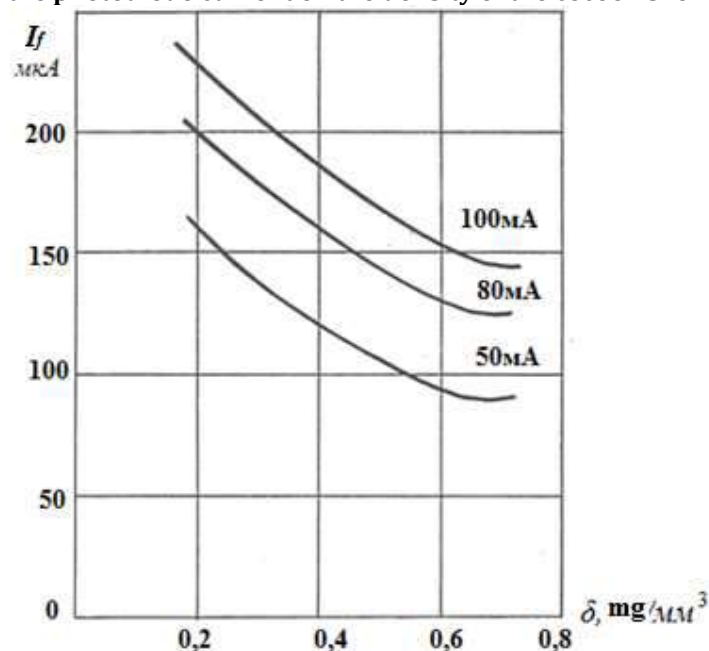


Fig. 8 Dependence of the photodiode current on the density of the cocoon shell at  $I_f = f(\delta)$ , AL108A.

The results of the study showed that the highest sensitivity of measuring the density of the shell of cocoons is achieved when using an AL108A emitting diode with a wavelength of  $0.93 \mu\text{m}$ .

Comparative analysis of experimental studies with theoretical ones shows their high convergence.

The resulting model is valid for a single section of the cocoon shell, where we assumed that this section is straightforward.

In real conditions, the shell of a cocoon has a complex shape, and the cocoons are widely scattered in shape and have different geometric dimensions (diameter, distance between side walls, length, distance between poles). The pupa located inside the shell of the

cocoon has a significant effect.

To study these factors affecting the measurement result, an experimental setup was developed, the electrical diagram of which is shown in Fig. 9, and the design drawing is shown in Fig. 11.

The setup consists of a master oscillator ZG, a point source of infrared radiation, which is an emitting diode of the AL107A type, a radiation receiver, which is a photodiode FD25K, an amplifier A and a measuring device, i.e. micro ammeter. The radiation source is fixed on a vertically, rigidly fixed guide axis, along which the emitter can be moved up and down, and the emitter is placed low to the controlled object.

The radiation receiver is fixed on a movable

vertical axis and can rotate with an angle  $\alpha = \pm 90^\circ$  relative to the axis of the investigated cocoon.

The axis of the investigated cocoon is located in the center of the driving control zone by the source and receiver of the radiation. For the origin ("O") the position is taken when the axes of the radiation source of the cocoon and the photo detector lie on the same line.

The radiations were carried out in two areas: I - the lower part of the cocoon, where the pupa is located; II - the upper part, where the latter is missing. The dependence of the photocurrent  $I_F$  on the scanning angle  $\alpha$  of the photo detector is shown in Fig. 10. Here: graphs 4 (I), 5 (I) and, 6 (I) reflect the dependence  $I_\Phi$

$= f(\alpha)$  for the part of the cocoon where the pupa is located, and 1 (II) ÷ 3 (II) - graphs for the upper part of the cocoon. From this it can be seen that in the area of the cocoon containing the pupa, the electrical signal is distorted and depends on the position of the pupa (see Figures 2.4, 5 (I) and 6 (I)). And, on the upper part of the cocoon not shaded by the pupa, the photoelectric signal oscillates (graphs 2 (II) and 3 (II)) due to the random location of the cocoon in the center between the emitter and the photo detector, i.e. depends on the position of the cocoon.

Thus, we need to consider the principles of constructing optoelectronic converters, taking into account the above research results.

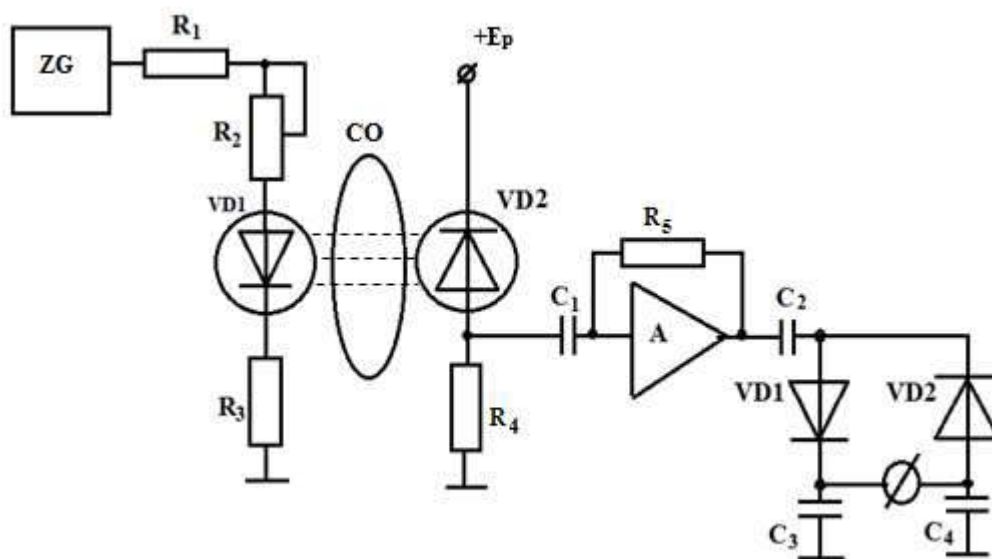


Fig. 9. Schematic diagram of the experimental setup.

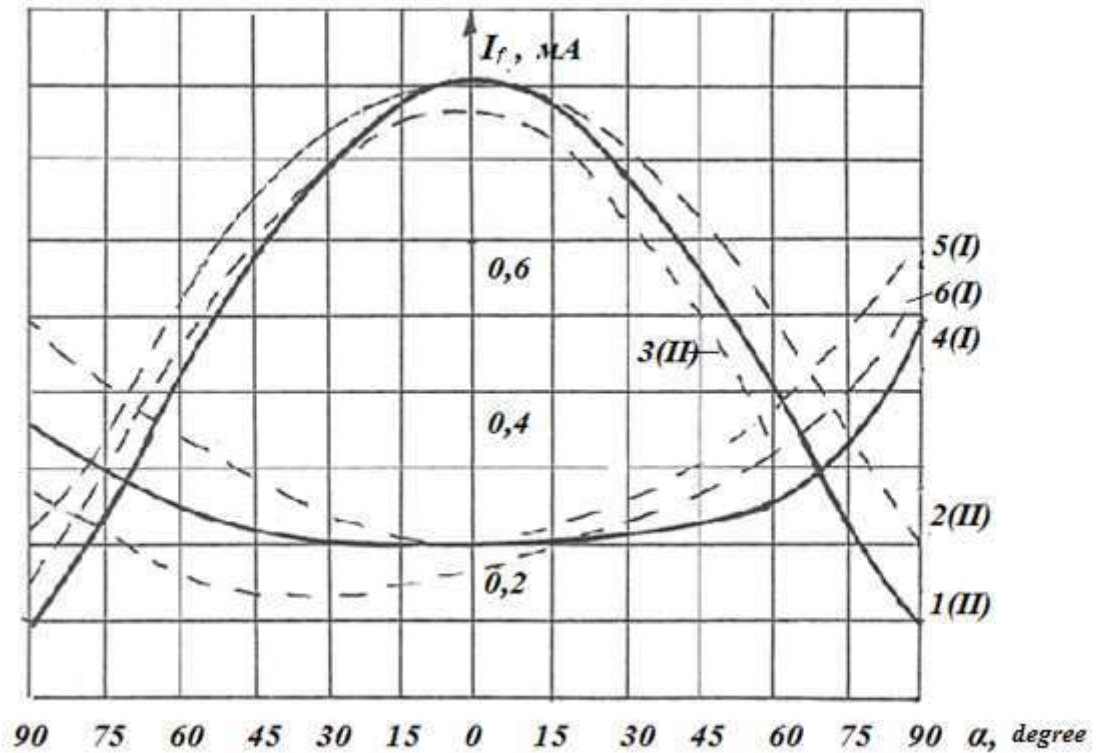


Fig.10 Dependence of the photocurrent  $I_f$  on the scanning angle  $\alpha$ .

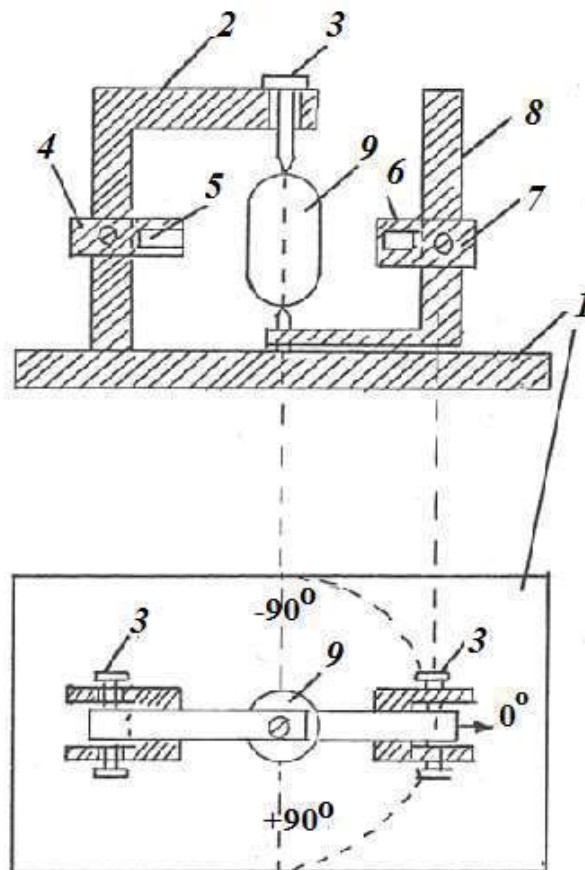


Fig. 11 Construction drawing



1 - bed; 2 - fixed rack; 3 - retainer; 4 - cassette for emitting diode; 5 - emitting diode; 6 - photodetector; 7 - cassette for FP; 8 - movable rack; 9 - cocoon.

For research purposes, the controlled cocoon is placed vertically between the source and the receiver of radiation. Translucent the shell with infrared radiation and, scanning the surface of the cocoon with a photodetector, the transmitted radiation flux is recorded.

## REFERENCES

1. Rubinov E.B., Mukhamedov M.M., Osipova L.Kh., Burnashev I.Z. *Silk raw materials and cocooning (Handbook - Moscow: Legprombytizdat. 1986 - 312 p.*
2. Mukhitdinov M.M. *LEDs and their application for automatic control and measurement - Tashkent, Publishing house "Fan", 1976 - 92s.*
3. Berg A., Dean P. *LEDs. - M.: Mir, 1979. 686p.*
4. Abramov A.D., Selyukov N.G. *Investigation of the spectral optical properties of the shell and pupa of cocoons. Ref. Collection "Silk", No. 3, 1965.*
5. Olesk A.O. *Photoresistors - M.: Energiya, 1966 - 128p.*
6. Mukhitdinov M., Rozhkov V.M. *To determine the optimal load of a photoresistor operating in a pulsed mode. - Radio engineering, 1976, No. 2.*
7. Molchanov M.I., Pereverzev A.V., Yaroshenko N.G. *Determination of the characteristics of the photodetector using an LED. // Optical and mechanical industry. - 1983, No. 9, p.57-58.*
8. Yushkin A.M., Konyaev V.A., Rakov Yu.F. *Some schemes for the use of semiconductor light-emitting diodes and control of their electrical modes in radio-electronic equipment // Electronic Industry. - 1973, No. 4. - p. 36.*

## Список литературы

1. Рубинов Э.Б., Мухамедов М.М., Осипова Л.Х., Бурнашев И.З. *Шелкосырье и кокономотание (Справочник - М.: Легпромбытиздат. 1986 - 312 с.*
2. Мухитдинов М.М. *Светодиоды и их применение для автоматического контроля и измерения - Ташкент, Изд-во "Фан", 1976 - 92с.*
3. Берг А., Дин П. *Светодиоды. - М.: Мир, 1979. - 686с.*
4. Абрамов А.Д., Селюков Н.Г. *Исследование спектральных оптических свойств оболочки и куколки коконов. Реф.собр. "Шелк", №3, 1965.*
5. Олеск А.О. *Фоторезисторы - М.: Энергия, 1966 - 128с.*
6. Мухитдинов М., Рожков В.М. *К определению оптимальной нагрузки фоторезистора, работающего в импульсном режиме. - Радиотехника, 1976, №2.*
7. Молчанов М.И., Переверзев А.В., Ярошенко Н.Г. *Определение характеристик фотоприемного устройства с помощью*

*светодиода. //Оптико-механическая промышленность. - 1983, №9, с.57-58.*

8. Юшкин А.М., Коняев В.А., Раков Ю.Ф. *Некоторые схемы применения полупроводниковых светодиодов и контроль их электрических режимов в радиоэлектронной аппаратуре //Электронная промышленность. - 1973, №4. - с.36.*



# MATHEMATICAL MODELING AND ASSESSMENT OF THE TENSION STATE IN THE THREAD CONNECTION OF WORKWEAR PARTS

**Shin Illarion Georgievich**

Professor,  
Tashkent Institute of Textile and Light  
Industry,  
Uzbekistan.

**Bebutova Nargiza Narzullaevna**

Senior Lecturer of the Department of Light  
Industry Technologies of the Bukhara  
Engineering and Technological Institute,  
Uzbekistan.

**Pulatova Sabohat Usmanovna**

Professor of the Department of Light  
Industry Technologies of the Bukhara  
Engineering and Technological Institute,  
Uzbekistan.

---

## ABSTRACT

*When connecting a dense garment fabric with a thread seam, considering it conditionally continuous, through holes are formed on the materials being fastened from the reciprocating movement of the sewing needle, i.e. the formation of stitches is associated with a violation of the continuity of the material. This article is devoted to the issue of assessing the stress state developed in a thread connection under the action of operational loads and the establishment of some regularities connecting the external load, material strength, hole diameter (thread), stitch pitch, etc.*

**KEY WORDS:** *operating load, elastoplastic deformation, reciprocating motion, material continuity, stitches, line, sewing needle, tension, microcracks, isotropy, radial tensile force, intensity, outer contour.*

---

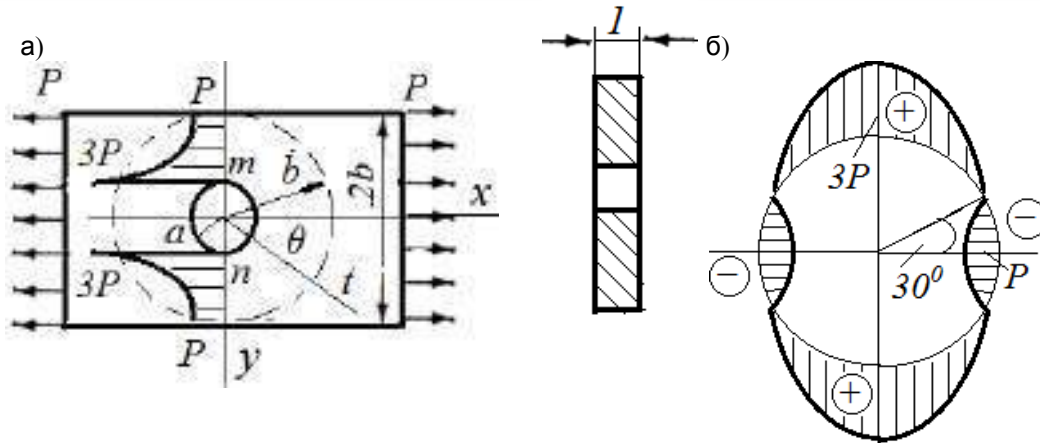
## DISCUSSION

Under the action of repeatedly - variable operational loads that occur in the most loaded areas of workwear parts, elastic-plastic deformations of the material and corresponding tensions appear. These tensions are the main cause of destructive processes in the thread joints of clothing parts, in particular, materials connected by threads using various seam designs.

When connecting a dense garment fabric with a thread seam, considering it conditionally solid, through holes are formed on the materials being fastened from the reciprocating movement of the sewing needle, i.e. the formation of stitches is associated with a violation of the continuity of the material. Although these holes are filled with filament, the tensile strength of such a material will decrease due to the fact that the holes formed behave as tension concentrators with the greatest degree of uneven distribution of the acting loads. It is quite obvious that in the zone of the highest tension, destruction will begin in the form of an incipient microcrack that grows into a main crack.

It is of great practical interest to assess the tension state developed in a thread joint under the action of operational loads and to establish some regularities connecting the external load, the strength of the material (fabric), the diameter of the holes (thread), the stitch pitch, etc.





**Fig. 1. A strip with a central circular hole evenly stretched by the force P per unit of width (a) and the diagrams of tangential (ring) stress changes along the border of the hole (b).**

Within the width of the strip, there are two small circular holes with a radius. Consider one of these holes and place the origin of the coordinate axes in the center of the hole O. The axis is directed along the strip, the axis is perpendicular to it, the thickness of the strip is taken to be equal to unity (unit thickness).

The distribution of tensions at points located near a small hole changes sharply, however, in accordance with the Saint-Venant principle, the hole will not affect the tensions at points sufficiently distant from it (larger than the radius of the hole). Draw a circle with such a large radius from the center O, so that the tensions at the points of this circle can be considered unchanged due to the presence of a hole. Thus, annular plates with an inner radius a and an outer radius are distinguished. The tensions on a circle of radius will essentially be the same as in a plate without a hole.

Therefore, for an arbitrary point  $t$ , lying on the outer circle, the forces on the site tangent to the circle can be written using the same formulas as for simple tension [1]:

$$\left. \begin{aligned} \sigma_r &= p \cos^2 \theta = \frac{P}{2} (1 + \cos 2\theta) \\ \tau_r &= -\frac{P}{2} \sin 2\theta \end{aligned} \right\} \quad (1)$$

where is the  $\theta$  angle, determined by the location of the section under consideration relative to the axis  $Ox$ . Expressions (1) are valid for  $r=B$ .

These forces inside the annular plate create such a stress state that can be considered as arising from two types of forces:

- 1) radial tensile force with intensity  $P/2$  and constant along the entire outer contour;
- 2) efforts that vary depending on the angle  $\theta$  :

$$\text{Normal } \frac{P}{2} \cos 2\theta \text{ and tangent } -\frac{P}{2} \sin 2\theta$$

The tensions arising in the annular plate from constant forces  $P/2$  can be determined by the formulas obtained for a thick-walled pipe [2].

The stresses caused by varying forces can be determined from a stress function of the form

$$\varphi = f(r) \cos 2\theta \quad (2)$$

Substituting this expression into the continuity equation

$$\left( \frac{\partial^2}{\partial r^2} + \frac{1}{r} \frac{\partial}{\partial r} + \frac{1}{r^2} \frac{\partial^2}{\partial \theta^2} \right) \left( \frac{\partial^2 \varphi}{\partial r^2} + \frac{1}{r} \frac{\partial \varphi}{\partial r} + \frac{1}{r^2} \frac{\partial^2 \varphi}{\partial \theta^2} \right) = 0, \quad (3)$$

we obtain an ordinary differential equation of the fourth order to determine:

$$\left( \frac{d^2}{dr^2} + \frac{1}{r} \frac{d}{dr} - \frac{4}{r^2} \right) \left( \frac{d^2 f}{dr^2} + \frac{1}{r} \frac{df}{dr} - \frac{4f}{r^2} \right) = 0 \quad (4)$$

The general solution will be presented as

$$f(r) = Ar^2 + Br^4 + C \frac{1}{r^2} + D \quad (5)$$

Taking into account (2), we obtain the tension function

$$\varphi = (Ar^2 + Br^4 + C \frac{1}{r^2} + D) \cos 2\theta \quad (6)$$

Having the tension function (6), normal  $\sigma_x$ ,  $\sigma_y$  and shear tensions  $\tau_{xy}$  are found as the second derivatives of it.

$$\sigma_x = \frac{\partial^2 \varphi}{\partial y^2}; \quad \sigma_y = \frac{\partial^2 \varphi}{\partial x^2}; \quad \tau_{xy} = -\frac{\partial^2 \varphi}{\partial x \partial y}$$

Converting these derivatives to polar coordinates, we obtained the following expressions for tensions

$$\left. \begin{aligned} \sigma_r &= \frac{1}{r} \frac{\partial \varphi}{\partial r} + \frac{1}{r^2} \frac{\partial^2 \varphi}{\partial \theta^2} \\ \sigma_\theta &= \frac{\partial^2 \varphi}{\partial r^2} \\ \tau_{r\theta} &= -\frac{1}{r} \frac{\partial^2 \varphi}{\partial r \partial \theta} + \frac{1}{r} \frac{\partial \varphi}{\partial \theta} = -\frac{\partial}{\partial r} \left( \frac{1}{r} \frac{\partial \varphi}{\partial \theta} \right) \end{aligned} \right\} \quad (7)$$

Let us integrate expressions (7) and determine the arbitrary constants included in them from the conditions on the outer and inner contours of the annular plate. The conditions for the outer boundary correspond to dependencies (1), and the inner boundary is characterized by the fact that the hole edge is free from external forces.

$$\sigma_r = -(2A + \frac{6C}{r^4} + \frac{4D}{r^2}) \cos 2\theta; \quad (8)$$

$$\sigma_\theta = (2A + 12Br^2 + \frac{6C}{r^4}) \cos 2\theta;$$

$$\tau_{r\theta} = (2A + 6Br^2 - \frac{6C}{r^4} - \frac{2D}{r^2}) \sin 2\theta,$$

taking these conditions into account, we have a system of equations with constants A, B, C, and D

$$2A + \frac{6C}{b^4} + \frac{4D}{b^2} = -\frac{1}{2} P \quad (9)$$



$$2A + \frac{6C}{a^4} + \frac{4D}{a^2} = 0$$

$$2A + 6Bb^2 - \frac{6C}{b^4} - \frac{2D}{b^2} = -\frac{1}{2}p$$

$$2A + 6Ba^2 - \frac{6C}{a^4} - \frac{2D}{a^2} = 0$$

Having solved the system of equations (9) and sloping  $a/b = 0$  (the plate is considered to be infinitely large and very small in comparison with, we discard the terms containing  $a/b$ ). Then we obtain the following values of the integration constants:

$$A = -\frac{p}{4}; \quad B = 0 \quad C = -\frac{a^4}{4}p; \quad D = \frac{a^2}{2}p. \quad (10)$$

Substituting these values of the constants in Eqs. (8) and adding the tensions arising from uniform stretching of the intensity  $p/2$  acting on the outer contour of the annular plate, as a result, we obtain the following expressions for the tensions.

$$\left. \begin{aligned} \sigma_r &= \frac{p}{2} \left(1 - \frac{a^2}{r^2}\right) + \frac{p}{2} \left(1 + \frac{3a^4}{r^4} - \frac{4a^2}{r^2}\right) \cos 2\theta; \\ \sigma_\theta &= \frac{p}{2} \left(1 + \frac{a^2}{r^2}\right) - \frac{p}{2} \left(1 + \frac{3a^4}{r^4}\right) \cos 2\theta; \\ \tau_{r\theta} &= -\frac{p}{2} \left(1 - \frac{3a^4}{r^4} + \frac{2a^2}{r^2}\right) \sin 2\theta. \end{aligned} \right\} \quad (11)$$

With increasing radius  $r$ , i.e. with distance from the hole, the second and third terms in brackets in expressions (11) rapidly decrease. If we discard them, then for the distant points we obtain the same tension state as in simple tension, i.e. defined by formulas (1).

When approaching the edges of the hole, the tensions and decrease along the edges, when  $r = a$ , we get:

$$\sigma_r = \tau_{r\theta} = 0 \quad (12)$$

The voltages take on values

$$\sigma_\theta = p - 2p \cos \theta. \quad (13)$$

The results of the analysis of tension changes along the edge of the hole depending on the angle are shown in Fig. 1, c. This tension reaches its highest value at the nodes or, i.e., at the points m and n, lying at the ends of the diameter perpendicular to the direction of tension, and is equal to

$$\sigma_\theta^{\max} = 3p. \quad (14)$$

Thus, the maximum tensile stress at the edges of the hole is 3 times greater than the normal tensile tension in the unweakened section of the plate. At the ends of the longitudinal diameter, i.e. at  $\theta = 0$  and  $\theta = \pi$  the tension  $\sigma_\theta$  is compressive and is

$$\sigma_\theta = -p. \quad (15)$$

At angles  $\theta = \pm \frac{\pi}{6}$  and  $\theta = 180 \pm \frac{\pi}{6}$ , the tension  $\sigma_{\theta}$  passes through zero and the tension field is distributed into zones with compressive and tensile tensions.

For the cross section of the plate passing through the center of the hole, i.e. for  $\theta = \frac{\pi}{2}$  and  $\theta = \frac{3\pi}{2}$ ,  $\cos 2\theta = -1$  that is why

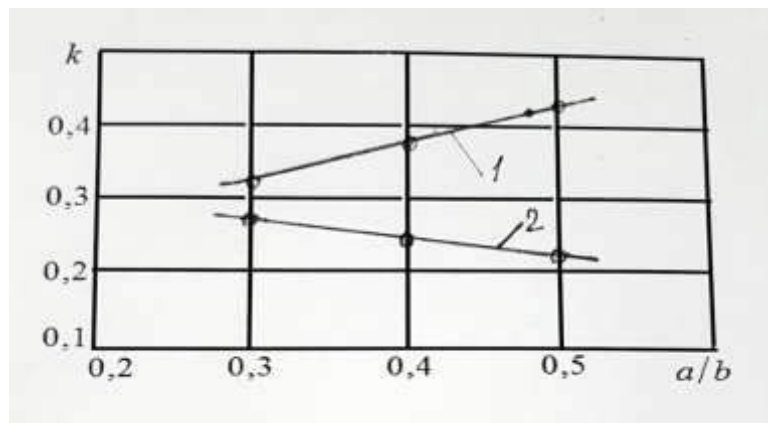
$$\sigma_{\theta} = \frac{p}{2} \left( 2 + \frac{a^2}{r^2} + \frac{3a^4}{r^4} \right) \quad (16)$$

The diagram of these tensions is shown in Figure 1, b. From formula (16) and the graph it can be seen that large tensions arise only at the edges of the hole and as the radius  $r$  increases, they rapidly decrease, approaching the value  $\sigma_{\theta} = p$ . Thus, the effect of a small hole is of a purely local (local) nature. The local nature of tensions  $\sigma_{\theta}$  substantiates the correctness of solution (11) obtained for an infinitely large plate to a plate of finite width. If the width of the plate is not less than four diameters of the hole, the error of solution (11) in the calculation  $\sigma_{\theta}^{\max}$  does not exceed 6% [1].

A local increase in tensions in places of abrupt changes in the contours of a part is used to characterize the degree of tension concentration, assessed by the tension concentration factor for their elastic distribution or the theoretical tension concentration factor  $k$  [3]. The tension concentration factor can be calculated as the ratio to the tension  $\sigma_{\theta}^{\max}$  in the unweakened section:

$$k = \frac{\sigma_{\theta}^{\max}}{p} \quad (17)$$

where the concentration coefficient  $k$  depends on the ratio of the hole diameter to the plate width (Fig. 2).



**Fig. 2. Change in the concentration factor  $k$  depending on the ratio  $a / b$ , calculated as the ratio of the highest tension  $\sigma_{\theta}^{\max}$  to tension in the unweakened section (1) and to the average tension in the weakened section (2)**

In practical strength calculations, it is customary to compare the highest tension with the average uniform tension in a weakened section, determined by the formula:

$$\sigma_{cp} = \frac{p}{A_{HETTO}} \quad (18)$$

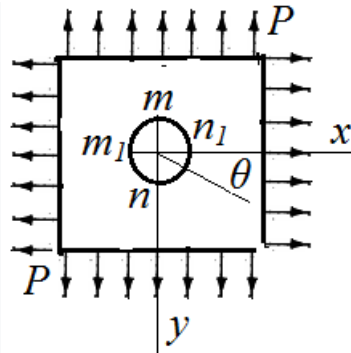
then the concentration factor should be calculated from the dependence

$$k = \frac{\sigma_{\theta}^{\max}}{\sigma_{cp}} \quad (19)$$

With this method of determining the concentration coefficient, it decreases as the hole diameter increases (Fig. 2).

Thus, it is obvious that the most dangerous holes of small diameters, causing the greatest concentration of tensions. All of the above is true under the assumption of an isotropic ideally elastic material. Taking into account the fact that during the operation of overalls in certain loaded areas, various types of tension-strain state may arise, it is also necessary to consider some special cases.

Having the solution (11) for tension or compression in one direction, using superposition, one can obtain a solution for tension or compression in two perpendicular directions. If we assume that the tensile tensions in the two perpendicular directions are equal  $p$ , then tensile tensions act on the boundary of the hole  $\sigma_{\theta} = 2p$  [1].



**Fig. 3. Strip with a central circular hole under the action of tensile compressive stresses along the coordinate axes**

Assuming that tensile tension acts in the direction  $x$ , and compressive tension  $p$  acts in the direction  $y$  tension  $-p$  (Fig. 3), we get the case of pure shear. In accordance with dependence (11), the tangential (ring) tension at the boundary of the hole will be at  $\theta = 0$  and  $\theta = \pi$

$$\sigma_{\theta} = p - 2p \cos 2\theta - [s - 2s \cos(2\theta - \pi)] \quad (20)$$

At points  $m$  and  $n$  holes defined by angles  $\theta = \frac{\pi}{2}$  or  $\theta = \frac{3\pi}{2}$ , tension  $\sigma_{\theta} = 4p$  Thus, at pure shear at a sufficiently large plate size, the highest tangential tension is four times higher than the applied pure shear tension.

Normal and shear tension determined by Eqs. (11) are suitable for both the plane tension state and plane deformation. But for the case of plane deformation, axial tensions must act on the flat ends of the solid

$$\sigma_z = \nu(\sigma_T + \sigma_{\theta}) \quad (21)$$

where  $\nu$  is Poisson's ratio.

These tension act perpendicular to the plane  $xy$  so as to make the strains equal  $\epsilon_z$  to zero. If the hole diameter and the distance between the ends are of the same order of magnitude, then the problem becomes three-dimensional. In this case, tension  $\sigma_{\theta}$  remains the largest component of the tension state and its value is very close to that given by the two-dimensional theory.



If in an infinite plate under the action of tensile tension  $P$ , there is an elliptical hole and one of the main axes of the ellipse is parallel to the direction of tension, then the tensions acting at points on the surface of the hole located on the other main axis are:

$$\sigma = p\left(1 + 2\frac{a}{b}\right) \quad (22)$$

where  $2a$  is the axis of the ellipse, perpendicular to the direction of extension;  
 $2b$  is the other axis of the ellipse.

Consideration of holes in the form of an ellipse in a plate can have a practical application when calculating the strength of thread joints, when under the influence of operational loads loosening of the seams occurs and the initial hole in the form of a circle is transformed into an ellipse.

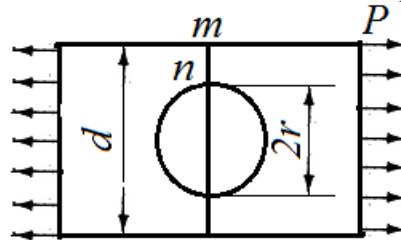


Fig. 4. A strip of finite width with a round hole on the axis of symmetry, evenly stretched by force  $P$

In conclusion, consider the case of a plate of finite width with a round hole on the axis of symmetry (Fig. 4), when  $2r = 0,5d$  [1]. The tangential tension at the boundary of the hole is  $n$  equal to  $\sigma_{\theta} = 4,3p$  and  $\sigma_{\theta} = 0,75p$  at a point  $m$  on the boundary surface of the plate.

## REFERENCES

1. Timoshenko S.P. *The theory of elasticity [Text]: Translated from English / S.P. Timoshenko, J. Goodyear.*- M: Science - 1979-560s.
2. Birger I.A. *Resistance of materials [Text]: textbook for universities / I. A. Birger, R.R. Mavlyutov –M. : Nauka.- 1986.-560s.*
3. Serensen S.V. *Bearing capacity and strength calculations of machine parts [Text] / C, V.Serensen, V.P. Kogaev, R.M. Shneiderovich-M: Mashgiz, 1963.-452s.*



## CREATION OF NEW TECHNOLOGY OF COAL BRIQUETTE MANUFACTURING

<sup>1</sup>Abduraxmonov O.R.

<sup>2</sup>Qobilov H. Kh.

<sup>3</sup>Abidov K.Z.

<sup>1,2&3</sup>Bukhara Engineering Technological Institute,  
Uzbekistan.  
Bukhara State University,  
Uzbekistan

---

### ABSTRACT

*In this article, the results of designing and determining the main dimensions of a screw press for coal briquetting are presented.*

**KEYWORDS:** *biocomponent, coal briquettes, smokelessly, biofertilizer.*

---

### DISCUSSION

Naturally occurring coal dust during coal mining and coal dust generated during coal transportation cause many inconveniences to consumers. Coal powder is briquetted using dry and wet methods in order to make it fit for consumption. In wet briquetting, a binding biocomponent was used as a briquette to increase the starch and flammability of rice, which is a local industrial waste [1].

Sooner or later, any enterprise engaged in the sale or processing of any coal will face the problem of collecting coal ash and dust.

About 20-30% of the total mass of coal is a powder fraction of up to 6 mm, and it is usually difficult to use this raw material as a fuel. One of the most effective ways to solve this problem is to use it in the production of coal briquettes from coal dust and fine particles.

The use of efficient technology of coal briquetting allows to obtain high-quality and competitive coal briquettes from a small fraction of coal. Production of coal briquettes using organic additives (cattle manure) and liquid binder (rice starch solution), which are effective and environmentally friendly binders, is one of the promising methods. Coal briquettes are high-tech Coal compared to ordinary coal. Coal charcoal briquettes with organic additives and binders are an environmentally friendly product that burns almost smokelessly, making it an ideal fuel for heating

rooms of various sizes. Coal briquettes are used as coal to heat stoves, fireplaces, all types of stoves, tents, greenhouses and more. The main advantages of coal briquettes are their long burning time and stability of the combustion process, as well as ease of storage in narrow storage conditions.

The team of authors has developed a technology for the production of coal briquettes with high mechanical and environmental performance. The essence of the developed method of preparation of coal briquettes involves crushing of coal fraction and biocomponent component (cattle manure). In the mixer, these dry components of the briquette are mixed intensively in a ratio of 80:20, and then at the end of the mixing process is completed with the addition of a liquid binder. This liquid binder is an aqueous solution of rice starch and polyacrylamide in a ratio of 40: 1. The resulting mass is transferred to the precipitate, resulting in the processes of adhesion and structure formation in the mass, as well as biochemical reactions. The result is high mechanical parameters of the finished product. After the soaking time, the finished mass is sent to the shaping and drying process. [2,3]

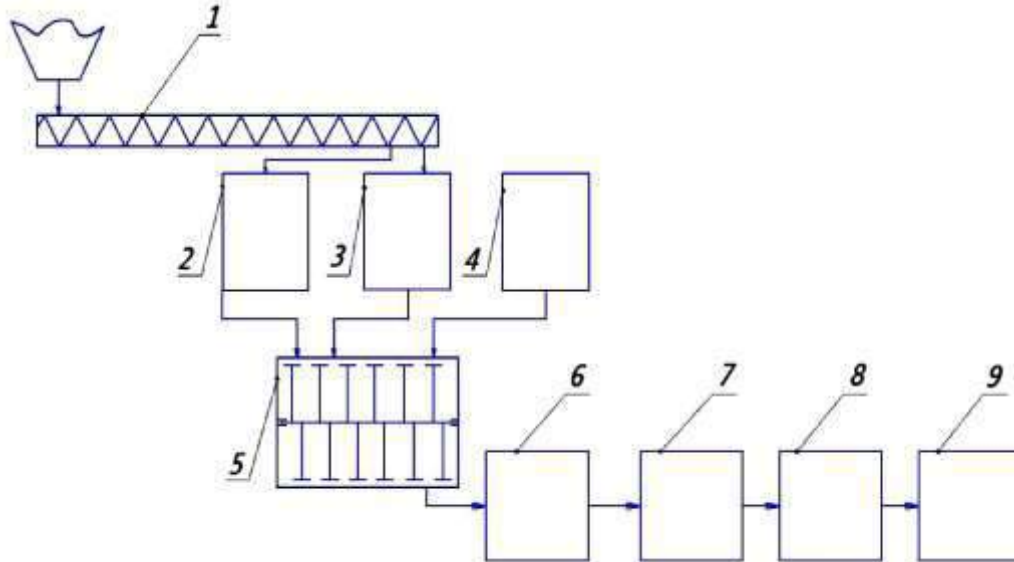
In the process of dry briquetting of coal powder, coal powder is initially separated into fractions. In this method of briquetting, it is recommended to use a powder that is very fine, less than 2 mm in size. If the briquette contained particles larger than the specified size, cracks were observed



in these parts after briquetting. When obtaining briquettes using the dry method, due to the absence of binders in the briquette, it is necessary to operate the pressing apparatus under high pressure. This in turn leads to increased energy consumption. We have developed a technological scheme of the

line for the wet production of coal briquettes (Figure 1).

As you can see from the technological scheme, each device in the technological line is inextricably linked with each other.



**Figure 1. The main technological scheme of production of coal briquettes based on bioorganic binders:**

- 1 - grinder; 2 - bunker for fine coal fraction; 3 - bunker for binding biocomponent (cattle manure); 4 - container for liquid binder; 5 - mixer; 6 - protective pipe; 7 - forming machine; 8 - drying chamber; 9 - warehouse.

Coal briquettes obtained by this method have high mechanical properties. This method grinds a small piece of coal fraction in a grinder (1) (Fig. 1). In this case, the reduction of coal particles to a size of 1 mm is achieved. The resulting pulverized coal fraction is collected in the trenches for the fine coal fraction (2). Once a sufficiently small fraction of coal has accumulated, the crusher (1) passes on to crush the biofertilizer, which is added as a component to increase the strength. This crushed product is collected in a bunker (3). Volume (4) contains a liquid binder consisting of a mixture of water, starch and polyacrylamide in a ratio of 40: 1. The dry mixture serves to give consistency: in the container (4) to be a binder liquid, based on an aqueous solution of 40 polyacrylamide and starch ratio. From the mixer (5) bowl (2) and the dry component of the bowl (3) and the liquid mixture from the bowl (4) in the ratio of

80:20 is added. Top mixing is continued until a homogeneous paste mixture is formed. In turn, it helps to distribute the components evenly over the mass. The resulting mass is sent to the maturation hopper (6). Adhesion, structuring, and many chemical processes take place there.

Biochemical reactions result in high mechanical parameters of the finished product. After maturation, the mass is transferred to the shaping machine (7). Coal briquettes are produced in various shapes and sizes by individual order of consumers. The shaped briquettes are then placed in the atmosphere in the first stage, which helps to save heat energy. The final stage of drying can be carried out in the open air under the influence of summer sunlight, in bad weather conditions in the drying chamber (8). Finally, the dried coal briquettes are packed and sent to the warehouse (9).



**Figure 2. Coal briquettes obtained under laboratory conditions on the basis of bioorganic compounds.**

**Keywords:** fuel, dispersion grease, briquette, press, construction, screws, briquette strength, productivity, screws, forming tool

**Introduction.** Wet pressing of products are traditional method in many industries. Because in this method, products of different sexes are mixing until they become the same mass and then transferred to the pressing device. Several types of pressing machines have been used in the briquette manufacturing industry. There are various methods of wet pressing, including the auger press we offer [4,5].

Screw presses are widely used as presses in construction, food, chemical, agricultural and other industries. The design structure of auger presses is simple, has a continuous operating system and differs from other presses by the ease of the control system. The main working part of auger presses is the auger shaft. There are cylindrical and conical types of auger shafts. In our research work, a laboratory stand of a cylindrical auger roller press was created, experiments were conducted and positive results were obtained. At the same time, the external force on the briquette was increased from 3 kg to 8 kg by adjusting the number of steps of the auger shaft.

The maximum allowable diameter of the auger shaft is determined by the axial movement of the  $d_{disco}$  material:

$$d_{disco} = \frac{H}{\pi} \square \text{tg}\varphi \quad (1)$$

Where  $\varphi$  is the angle of friction;  $\varphi = \arctg f$ ;  $f$  is the coefficient of friction of the material on the screw surface of the auger.

In practice, it is obtained as follows.

$$d = (0,5 \div 0,4) \cdot d_{specific}$$

The angles of the screw vary from  $\alpha_D$  to  $90^\circ$  along the axis of the auger. The rising angles of the outer  $\alpha_D$  and inner  $\alpha_d$  screw lines are found by the following formulas (shown in Figure 1).

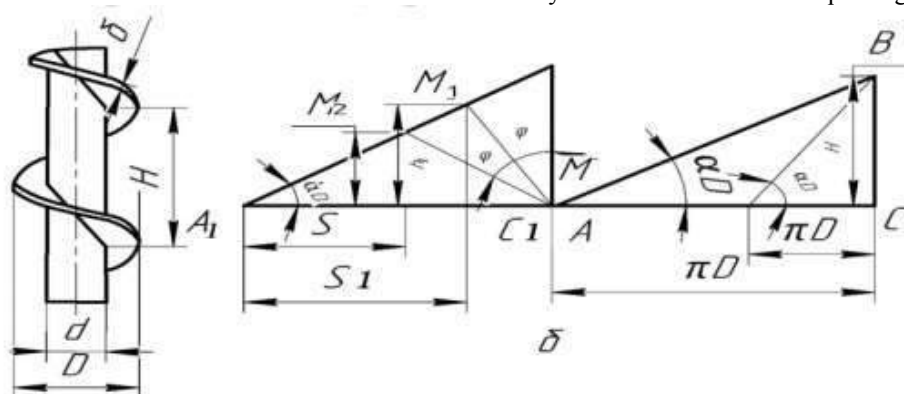
$$\alpha_D = \arctg \frac{H}{\pi \cdot D};$$

$$\alpha_d = \arctg \frac{H}{\pi \cdot d} \quad (2)$$

Practical calculation - for books it is sufficient to obtain the arithmetic mean of the angular heights.

$$\alpha_{average} = 0,5(\alpha_D + \alpha_d) \quad (3)$$

These values are for wet and viscous materials. Due to the low moisture content and high friction of coal powder, these values should be obtained by 5 ÷ 10% more when briquetting.



**Figure 3. Scheme for determining auger performance.**



a) constructive indicators;  
 b) the length of the spreader (screwdriver) in one step of the screw line.

It is clear from the performance of the auger device for briquetting that in order to increase the speed and productivity of the material, the angle of the rotating lines should be brought to  $\alpha = 10 \dots 30$  degrees, but the rise angle should not be less than 10 degrees. The area of the inner cylindrical surface of the  $F_B$  auger device housing and the area of the screw auger surface in one step of the auger can  $F_{sh}$  determined using the following formula.

$$F_B = \pi \cdot D \cdot (H - \delta) \quad (4)$$

$$F_{SH} = \frac{1}{4\pi} \left( \pi \cdot D \cdot L - \pi \cdot d \cdot l + H^2 \cdot \ln \frac{D+2L}{d+2l} \right) \quad (5)$$

If  $F_v > F_{sh}$ , the auger is considered to have performed the pressing operation. The length of the distribution of the rotating lines corresponding to the diameters of the auger and shaft (Fig. 1) is found as follows.

$$L = \sqrt{H^2 + (\pi \cdot D)^2}; \quad (6)$$

$$l = \sqrt{H^2 + (\pi \cdot d)^2}. \quad (7)$$

The gap between the outer diameter of the screw and the inner diameter of the housing is 0.3 ... 0.5 mm [6]. Changes in the inner diameter of the housing and the outer diameter of the auger significantly reduce the efficiency of the product. For auger press, the limit value of this gap at any point along the length of the screw shall not exceed 0.9 mm.

## CONCLUSIONS

Coal briquettes based on bioorganic binders were produced according to the developed composition. Coal briquettes obtained by the developed technology have high mechanical strength, as well as high combustion efficiency and long shelf life.

Based on the research, a technological system for the production of coal briquettes based on a mixture of biocompatible components was developed.

## REFERENCES

1. Bychev M.I., Kononov V.N., Petrova G.I. and dr. *Perspektivy sozdaniya briketnyx proizvodstv v Respublike Saxa (Yakutiya) // Nauka i obrazovanie. -1997, №4 (8). - s. 74-76.*
2. Petrova L.A. *Investigation of briquetting of brown coal in Kangalassk area. - Trudy II Evraziyskogo symposiuma po problemam prochnosti materialov i mashin dlya regionov kholatnogo klimata EURASTRENCOLD - 2004. Ch. 2. Yakutsk. - 2004*
3. Igoshin V.A. *Methods and means for malotonnajnoj pererabotki nefi, uglja i gaza. - Matt. konf. «Malotonnajnaya pererabotka nefi i gaza v RS (Ya)». - Yakutsk, 2001. -S.82-87.*
4. Xakimov A.A., Salixanova D.S., Karimov I.T. *“The relevance of making briquettes from coal dust” Far PI “Science and Technology” magazine 2019. Volume 23.№2. Fergana – 2019. 226 pages*
5. Kovalevskiy V.I. *Proektirovanie tehnologicheskogo oborudovaniya i liniy: Ucheb. posobie / V.I. Kovalevskiy. - Spb.: GIORD, 2007.*
6. Xakimov A.A., Salixanova D.S. *“Calculation and design of auger press for fuel briquette” Far PI “Science and Technology” magazine 2020. Volume 24.№3. Fergana– 2020. pp. 208-211*





# THE PROBLEMS OF THE INCREASING THE EFFICENCY OF THE PARLIAMENTARY CONTROL IN THE REPUBLIC OF UZBEKISTAN

**Turdiyev Xayitjon Usmonqul ugli**

Senior lecturer of the Tashkent state university of law,  
Tashkent,  
Uzbekistan

## ABSTRACT

*This article is devoted to the theoretical and legal study of foreign and modern experience in the development of parliamentary control. The emphasis is placed on the forms of the parliamentary control and implementation problems in the Republic of Uzbekistan. In order to achieve optimum correlation between the government and the parliament, their place within the system of state power, it is justified to further strengthen the liability of Government. Author also provides some recommendations for the improvement of some legislation in this sphere.*

**KEYWORDS:** *parliamentary control, national legislation, interpellation, parliamentary hearings, question time, parliamentary investigation.*

## INTRODUCTION

There can be no democratic system of government without transparency and accountability. The primary responsibility in this field falls squarely on the shoulders of parliament. Through its core oversight function, parliament holds the government to account on behalf of the people, ensuring that government policy and action are both efficient and commensurate with the needs of the public.

According to A. Latifov, a lawyer, one of the requirements of democratic state is control, the need for public opinion in the accountability and control of public authorities law [1]. In this sense, parliamentary oversight is an important tool for assessing the activity of public authorities. Parliamentary oversight is also crucial in checking excesses on the part of the government.

## THE LEGAL CONCEPT OF PARLIAMENTARY CONTROL

Legal scholars have given different definitions of the institute of parliamentary oversight and its features. For instance, parliamentary control is "The review, monitoring and supervision of government and public agencies, including the implementation of policy and legislation" [2]. M.Najimov points out that the best way to get acquainted with the execution of the law is to monitor it, the main purpose of which is not to punish those who do not comply with or hinder the implementation of the law, but to

eliminate shortcomings in law enforcement and improve this mechanism[3].

According to A.D.Kerimov, parliamentary control is necessary, first of all, to prevent the administration from seizing power in the state completely and in practice in an unrestricted manner, and to prevent the abolition of the activity of democratic institutions [4].

According to B.Strashun and V.Rijkov, the executive branch often emerges as the object of the institute of parliamentary control. In some cases, parliamentary oversight may be applied to the head of state, the judiciary, and local authorities. The institution of parliamentary control is exercised politically over the government and legally over other state bodies [5].

In our opinion, these definitions reflect the content and role of parliamentary control in state power. The main purpose, object and importance of parliamentary control are not fully explained. It should also be noted that the very tightness of parliamentary control should not adversely affect the normal functioning of the government. At the same time, the parliament should act only within the requirements of the law in the exercise of its oversight powers. It is obvious that the main object of parliamentary control is the activity of the executive branch. If the legislature does not monitor the implementation of laws, they will remain on paper.

Based on the above, parliamentary oversight is given the following author's definitions:



parliamentary control is the oversight over the full implementation of laws and the rule of law in the activity of the executive power and officials, as well as through the detection of obstacles to the implementation of laws and the application of measures to eliminate them.

A mixed form of governance in the Republic of Uzbekistan with presidential and parliamentary features includes a strong head of state, the responsibility of the executive branch and the basis of parliamentary control [6]. Indeed, as noted by the President of the Republic of Uzbekistan, "it is necessary to strengthen the activities of the parliament in making important decisions and monitoring the implementation of laws" [7].

In this sense, one of the most important functions of parliament is to improve the oversight activity. For the first time strengthening the concept of "parliamentary control" in the Constitution of the Republic of Uzbekistan in 2014 served as a legal basis for the adoption of the Law of the Republic of Uzbekistan "On Parliamentary Control" On April 11.

The main areas of parliamentary control in the Republic of Uzbekistan include: the implementation of state programs on the constitution and laws, parliamentary decisions and decisions of the head of state; on observance of human rights and freedoms; on defense and security; on the execution of the state budget; control over the formation of public administration and government bodies; control over foreign policy activities.

In accordance with the legislation, the subjects of parliamentary control include: the chambers of the Oliy Majlis, its bodies, fractions of political parties, deputies, members of the Senate and the Representative of the Oliy Majlis for Human Rights (Ombudsman).

N.M.Ismailov points out the absence of boundaries of the object of parliamentary control and the complexity of their definition as one of the features of parliamentary control [8]. The object of parliamentary control is the activities of state and economic bodies and their officials in the implementation of the Constitution and laws of the Republic of Uzbekistan, resolutions of the chambers of the Oliy Majlis of the Republic of Uzbekistan and their bodies, state programs, as well as activities in performing the task and functions assigned to them [9].

The Law on Parliamentary control does not strengthen the basic principles of this activity. It is expedient to reflect in the legislation the basic principles of parliamentary control. For example, the European Parliament's activity is based on four general principles of parliamentary oversight: balance and reciprocity between public authorities; transparency; taking into account the needs of voters; accountability [10].

## FORMS OF THE PARLIAMENTARY OVERSIGHT

Forms and methods of parliamentary control differ from one state to another depending on the form of governance. In this sense, parliamentary oversight is of monumental importance in states with parliamentary and mixed forms of governance. In world practice, parliamentary oversight is mainly exercised in written and oral forms. Its main forms include:

- Parliamentary question;
- Deputy and senator question;
- Interpellation;
- Parliamentary hearings;
- Question time
- Parliamentary investigation
- Reprimand resolution

Parliamentary question is a legal instrument of parliamentary oversight that is sufficiently developed in foreign practice and the national legislative system. Requests of the legislative power are made in the form of parliamentary questions or questions of its members, deputies and senators.

According to Russian researcher V.A.Yolchev, "Parliamentary and deputy questions are not only the duty of the legislator, but also his moral points, his connection with life [11]." According to A.S.Zubarev, in constitutional law, parliamentary questions are considered as informational appeals to the executive body of the parliament to obtain the necessary information without interfering with its policy [12]. Disagreeing with Zubarev, it should be noted that parliamentary questions are not only informative, but can also influence government activities through the results of parliamentary questions.

The legal basis of the institute of parliamentary question is determined in the legislation on the activities of parliamentary chambers and the government, as well as the Law of the Republic of Uzbekistan "On Parliamentary Control", approved by the Council of the Legislative Chamber of the Oliy Majlis of August 26, 2008 No 854-I the procedure of the parliamentary question.

From the point of view of Sh.Zulfikarov, "the parliamentary question is an official request of the deputy of the Legislative Chamber. Parliamentary questions are the most effective means of parliamentary oversight. Therefore, it should be widely applied in practice. It is a powerful, impressive legal opportunity given to MPs. "Through parliamentary questions, deputies will help to meet the demands and proposals of the electorate [13]."

The first step in sending questions to Parliament and its members is to formulate a draft question. The state program for the implementation of the Action Strategy on the five priority areas of development of the Republic of Uzbekistan in the "Year of Science, Enlightenment and Digital Economy" sets the task of forming parliamentary and



deputy inquiries on the basis of the appeals of citizens in the activity of Legislative Chamber and Senate of the Oliy Majlis of the Republic of Uzbekistan from 2020 [14].

In order to implement this practice, it is necessary to create content on the website of the Oliy Majlis of the Republic of Uzbekistan that receives electronic appeals of citizens (including through social networking sites) and formulate questions of deputies and senators, taking into account the interests of the region and district. This serves to ensure the cooperation of public and parliamentary oversight in overseeing the activities of the executive branch.

According to the Law of the Republic of Uzbekistan "On the Rules of Procedure of the Legislative Chamber of the Oliy Majlis of the Republic of Uzbekistan", the Legislative Chamber has the right to send a parliamentary questions and requires officials of state and economic bodies to provide substantiated explanations or views on the implementation of laws, state programs and other important issues."

The proposal to send a questions is to be submitted for the consideration of Legislative chamber by the committees of the chamber, factions, as well as by at least one-fifth of the total number of deputies of the Legislative Chamber. The deputy's request is required to provide a reasoned explanation or statement of opinion on issues related to ensuring the rights and legitimate interests of voters in the relevant constituency, and the senator's request is required to provide a reasoned explanation or opinion on issues related to the interests of the respective territories.

During the five years (2015-2019) of the Legislative Chamber of the Oliy Majlis of the Republic of Uzbekistan 28 parliamentary questions (7 times more than in 2010-2014) on effective parliamentary control over the activities of the executive branch ) and 856 deputy questions were sent [15]. In addition, the upper house – the Senate – sent 26 parliamentary inquiries during this period [16].

At the same time, the current practice shows that there are problems with the use of the institution of parliamentary and deputy, senator questions and organizational and legal issues related to the further strengthening of its guarantees. For example, according to the Code of Administrative Responsibility under Article 193, officials are liable for failure to consider parliamentary questions, deputy inquiries, or senator inquiries, or violation of the terms of consideration without good reason or intentionally representing incorrect information.

In addition, the offices of the chambers of the Oliy Majlis of the Republic of Uzbekistan have the right to apply directly to the court in case of violation of the guarantees of deputy and senatorial activity as a novelty in our legislation [17].

During 2017-2018, a total of 62,714 deputy questions were sent to officials by members of the deputy corps of all levels in the country, of which 4,499 were violated the term of the consideration without good reason, and 2,956 were left without consideration at all [18].

Therefore, as a solution to the problem, it is important to further increase the personal responsibility of relevant leaders in the preparation of responses to parliamentary questions and their submission to the Oliy Majlis by members of the government, heads of ministries and departments.

In practice, there have been cases of delayed responses to questions, insufficient attention to them, and the fact that responses to parliamentary questions were signed by their deputies, not the first heads of ministries and departments. In order to prevent the above mentioned, it's proposed to introduce to the law "On Parliamentary control" that the responses should be in a quality and thorough manner and must be signed and sent by first heads of ministries and departments.

It is also necessary to include this case in the Code of Administrative Liability as a violation of the guarantees of deputy and senatorial activity.

In foreign law, parliamentary questions are called interpellations. However, this institution differs from the parliamentary questions in its peculiarities. Under Finnish law, at least twenty members of parliament (Eduskunta) may file an interpellation against the government or its member. The appeal will be considered at a session of parliament, at the end of which a resolution of no confidence can be expressed by voting for the government. At the same time, according to the constitution, if the government or its member does not have confidence, the President of the country will be forced to resign them [19].

According to Q.Djumabaev, in a parliamentary question, the parliament receives an explanation from a member of the government on a particular issue, which does not lead to immediate political action. The reprimand resolution and interpellation are completed by a vote with an explanation from the government, which in turn includes certain sanctions [20].

According to Kudratkhodjaev, interpellation is "an appeal to the government to clarify the government's domestic and foreign policies, as well as a specific issue. (For example, in countries such as Italy, Belgium, Denmark, Finland, the Netherlands, Norway, Japan). Interpellation is not used in countries that use the British legal system [21]". It can be seen that interpellation is used by the parliaments of the developed countries of the world as an effective form of parliamentary control. Therefore, in the future, it is possible to introduce the institute of interpellation into national legislation with an in-depth study of foreign experience.



Interpellation is effectively used in the legislation of most European countries. According to the Serbian Constitution, at least 50 people's deputies can file an interpellation on the activities of the Government. The government must respond within thirty days. The People's Assembly shall discuss the answer and vote on it by a majority of the total number of deputies. If the government or its member interprets the interpellation negatively, the issue of a vote of no confidence shall be on the agenda [22].

In Italy, interpellation is a complex form of parliamentary oversight, a written request from MPs on the specific goals and activities of the government. In this case, the answer to the question is heard at a meeting of the chamber. However, as a result of this institution, the parliament will not be able to take more serious action against the government or resign [23]. In addition, Italy has the institution of a resolution of no confidence in the government, which contains proposals, objections and directives on the general political course of the government.

It should be noted that the government may return a rebuttal in response to a request and interpellation by parliament if it has the appropriate grounds and evidence. Relevant information is regularly published in the bulletin of the Italian Parliament in order to inform the general public about the polls, interpellations and their results [24].

Therefore, taking into account foreign experience, in the future it is possible to introduce the institute of interpellation in the legislation of our country. The peculiarities of interpellation from a parliamentary question are: 1) the personal speech of the head of the relevant authority on the subject of interpellation in the parliamentary discussion; 2) the possibility of asking additional questions to the head of the authority on the subject of interpellation; 3) the deputy conducts negotiations on the received answer and the heard information; 4) voting on the results of data review; 5) the existence of constitutional (political) responsibility, if assessed negatively.

**Parliamentary hearings** ("question time") are one of the most important means of parliamentary oversight. According to R.Khakimov, one of the most important means of the parliament to influence the government and control its activities is to hear information on the activities of a particular member of the Cabinet of Ministers [25]. For the first time in the history of our parliament in 2015-2019, a new institution – the Institute of "question time" was introduced. In this period 14 "question time" and 82 parliamentary hearings were held. In particular, 32 parliamentary hearings were held in the lower house, in addition to the annual reports of the Ombudsman, the Accounts Chamber, reports of political parties and the draft and implementation of the State Budget.

The new form of parliamentary oversight – hearing the government's quarterly reports – was an important step in improving the efficiency of

deputies. In this sense, for the first time in the history of the parliament from 2019, the practice of reviewing the report of the Cabinet of Ministers on the implementation of the state program for the year has been introduced [26].

During the question time, which is widely used in the world, the process of hearing the answers of members of the government to the questions of deputies of the Legislative Chamber is carried out in a special order. An analysis of the experience of foreign countries shows that in the Institute of question time, responses are considered not only orally but also in writing. Writing questions is regulated separately in countries such as Germany and Belarus. In the experience of countries such as the United Kingdom, Germany, Canada, there is a practice of "urgent question".

Urgent questions do not require advance notice and require the government to provide a clear answer as soon as possible. According to the German legislation, in the Bundestag there is a "urgent question", which is often used effectively by opposition factions. It mainly discusses issues of general social significance. Five percent of the vote will be enough to hold the "urgent question"[27]. The Law on Parliamentary Control and the Law on the Rules of Procedure of the Legislative Chamber of the Oliy Majlis of the Republic of Uzbekistan should be used to ask "topical questions" during government hours.

The institution of parliamentary investigation exists as a form of parliamentary inquiry in the legislation of many foreign countries (USA, Germany, and Russian Federation). This activity is carried out through the establishment of special commissions in parliament to expose violations of public importance. The U.S. Congress, for example, has special parliamentary inquiry committees that have the power to request any person or document and to question him or her as a witness.

Article 18 of the Law of the Republic of Uzbekistan "On Parliamentary control" stipulates that parliamentary investigations may be conducted by a joint decision of the chambers of the Oliy Majlis in order to investigate certain facts or events that affect the most important interests of society and the state and may adversely affect the country's security and sustainable development. In this case, the Legislative Chamber and the Senate form a commission of deputies of the Legislative Chamber and members of the Senate to conduct a parliamentary investigation. In practice, a parliamentary investigation commission has been set up once in the country so far [28].

However, such investigation has not taken place since the adoption of the Law "On Parliamentary control". The main reason for this is that the legislation does not detail all the procedures related to the procedure, terms and results of parliamentary investigations. Foreign experience





shows that the effective use of this institution is the most effective and powerful tool of parliamentary control.

The Law of the Republic of Uzbekistan "On Parliamentary Control" uses the concept of parliamentary investigation. It is known that the word "investigation" means "study", "monitoring the implementation". In the explanatory dictionary of the Uzbek language, the word "inquiry" in a particular case means "to find out in detail", "interrogation to find out".

An inquiry is the initial stage of an investigation, at which point "parliament examines certain facts or events" and submits the collected information to the competent investigative bodies. Based on the above, taking into account foreign experience, changing the term of parliamentary inspection in the form of a parliamentary inquiry will ensure uniformity of content.

At the same time, it is expedient to clearly define the basis and procedure for the process of initiating a parliamentary inquiry. It is advisable to include in the law a provision on the right of the Chairman of the Senate or the Speaker of the Legislative Chamber to initiate a parliamentary inquiry by a quarter of the total number of deputies of the Senate or the Legislative Chamber in certain cases.

In addition, setting a clear timeline for parliamentary investigation (inquiry) is in line with the general theory of separation of powers, which means that the commission of inquiry operates within its mandate and that these commissions cease to exist in the newly elected parliament.

Therefore, in the future, the legislation should develop the "Procedure for conducting parliamentary investigations" of the Oliy Majlis, which should reflect the initiative, and procedure, timing, conclusions and decisions of the parliamentary investigation commission, the results.

In conclusion, it should be noted that the purpose of the parliamentary control is to ensure the compliance with the rights and freedoms of the person, performance of the law, efficiency of the activity of the executive authorities, quality providing public services, etc. In this regard, to achieve these goals it's important to further improvement of the parliamentary control and its mechanism in the Republic of Uzbekistan.

## REFERENCES

1. A.Lativov. *Problems of improvement of the parliamentary control in Uzbekistan: Diss. candidate of legal science.* – Tashkent, 2002. – P. 26.
2. *Tools for parliamentary oversight A comparative study of 88 national parliament. Inter-Parliamentary Union 2007.*
3. M.Najimov. *The theoretical legal issues of the parliamentary control.* // *The collection of scientific articles on the theme "The issues of*

*the increasing the efficiency of parliamentary control over the executive power in the Republic of Uzbekistan".* - T.: TSUL press, 2016. – P. 136.

4. Sh.Zulfikarov. *The legal aspects of effective implementation of the forms of parliamentary control in Uzbekistan* // *Uzbekistan law review 2019, №2,* – P. - 9.
5. Guseva D. *The contemporary institutes of the parliamentary control in European states (Germany, France, The Great Britain, Russia)* // *PolitBook – 2016 – № 3* // *file://C:/Users/Pc/Downloads/sovremennye-instituty-parlamentskogo-kontrolya-evropeyskih-gosudarstv-germaniya-frantsiya-velikobritaniya-rossiya.pdf.* – C.12.
6. Mukhamedzhanov A.Z. *The interaction of parliament and government in the context of constitutional changes in Uzbekistan* // *Law and Policy 9 (177) • 2014 DOI: 10.7256 / 1811-9018.2014.9.12422*
7. *The president of the Republic of Uzbekistan SH.Mirziyoyev's address to the Oliy Majlis* // *http://uza.uz/oz/politics/zbekiston-respublikasi-prezidenti-shavkat-mirziyevning-oliyasy-28-12-2018*
8. N.M.Ismoilov. *The improvement of the legal basis of the parliamentary control over execution of laws.* // *Parliamentary control: the issues of theory and practice. The materials of scientific-practical seminar/ responsible editor F.H.Otahonov.* – T., 2005. – P.80 // *The collection of the materials of the round table on the theme "The issues of the increasing the efficiency of parliamentary control over the executive bodies in the Republic of Uzbekistan.* T.: TSUL Press, 2016. - P. 70.
9. *The collection of legislation of the Republic of Uzbekistan. Ўзбекистон Республикаси қонун ҳужжатлари тўплами, 10.12.2019 ў., 03/19/590/4129-сон* // *https://lex.uz*
10. *Office for Promotion of Parliamentary Oversight, European Parliament (2013).* // *https://www.dcaf.ch/sites/default/files/publications/documents/EP\_Parliamentary\_Oversight\_Security\_Sector\_2013\_BOH.pdf*
11. Yolchev V.A. *The State Duma The role and place of the apparatus in legislation process.* – M.: *Monuments of historical thoughts, 2000.* – P. 165.
12. Zubarev A.S. *The types of parliamentary inquires of the chambers of the Federal Council of Russian Federation (to the question of the need of the interpellation)* // *Actual problems of Russian law. 2018. № 5 (90) may,* – P. – 66.
13. Sh. Zulfikarov. *The organizational-legal basis of the deputy of the Legislative chamber of the Oliy Majlis of the Republic of Uzbekistan:diss. of candidate of legal science. ...* – Tashkent: TSUL, 2008. – P. 80.
14. *The national database of legislation* // *27.03.2020 ў., 06/20/5975/0377-сон.*





15. [http://parliament.gov.uz/uz/events/other/29811/?sphrase\\_id=5537290](http://parliament.gov.uz/uz/events/other/29811/?sphrase_id=5537290)
16. <http://senat.uz/uz/lists/view/894>
17. *The national database of the legislation* // 11.09.2019 ü., 03/19/566/3734-сон
18. [http://parliament.gov.uz/uz/events/committee/27230/?sphrase\\_id=5457021](http://parliament.gov.uz/uz/events/committee/27230/?sphrase_id=5457021)
19. A.G. Ovsepyan. *The institute of the parliamentary control in foreign states (on the basis of the comparative analysis of the constitution of the European states)* //North-Caucasus legal bulletin, 2010, №4, – P. – 75.
20. K.Djumabaev *Legislative and executive power: interconnection and interaction: diss. Candidate of legal science...* – Tashkent, TSUL, 1993. – P. 65.
21. Kudratxojayev Sh.T. *The perpectives of the development and formation of the professional parliamentary system as a political institute: diss. Candidate of legal science.* – Tashkent: DBA, 2005. – P. 16.
22. *The Constitution of Serbia* /<https://worldconstitutions.ru/?p=369>
23. *The experience of the activity of the parliaments of foreign states. Scientific-practical guide* // Responsible editor F.E.Muhammedov. // *The institute of the monitoring of the current legislation under the President of the Republic of Uzbekistan. Tashkent.: IMDZ, 2013. – P. 16.*
24. *The experience of the activity of the parliaments of foreign states. Scientific-practical guide* // Responsible editor F.E.Muhammedov. // *The institute of the monitoring of the current legislation under the President of the Republic of Uzbekistan. Tashkent.: IMDZ, 2013. – P. 16.*
25. Hakimov R. *The parliament in the system of the state power: the problems of the theory and practice: Candidate of legal science.* – Tashkent – TSUL, 2009. – P. 82.
26. *The presentation of information held on the activity of the legislative chamber during the five years* // <http://parliament.gov.uz/uz/events/other/29811> (16.02.2020)
27. Yu.V.Maslov. *Parliamentary control of Bundestag over the federal government of German federal government* // *Journal of foreign legislation and comparative jurisprudence* 4•2013, – P. 721.
28. *The Bulletin of the chambers of the Oliy Majlis of the Republic of Uzbekistan, //2005., №5, article 157.*



# CHANGES IN THE UNIVERSITY EDUCATION SYSTEM OF UZBEKISTAN AND INTERNATIONAL COOPERATION

**D.I. Vasieva**

Associate Professor,  
Candidate of Historical Sciences,  
KIEI,  
Uzbekistan

---

## ABSTRACT

*The article describes the ongoing reforms in the higher education system to increase the innovative potential, projects of cooperation in the field of education with leading international organizations. It also analyzes the establishment of international cooperation with foreign universities, as well as the achievements and shortcomings in this area.*

**KEY WORDS:** *higher educational institutions, research activities, teacher, student, international cooperation, university, innovation potential, scientific potential, educational programs, agreement and memorandum of cooperation, projects, training courses.*

---

## DISCUSSION

The achievement of state independence allowed Uzbekistan to become an equal member of the world community, independently carry out its foreign policy, determine the priority areas of relations based on its conditions. After all, the president of our country Sh.M. Mirziyoyev noted: "... in the following years, in order to comprehensively develop our country, create a new Uzbekistan, radical reforms are being carried out in the education system among all spheres. Especially in recent years, dozens of important decrees, resolutions and programs in the field of education have been adopted. education ", adopted yesterday, will undoubtedly open new horizons in the development of this area. In accordance with the law, distance, inclusive forms of education were introduced, educational organizations were allowed to create joint faculties and training centers with foreign institutions."

In fact, at the initiative of the Head of our state, the main goal of the reforms in the higher education system carried out in recent years is the further development of international cooperation with the developed countries of the world in the preparation of qualified and modern educated personnel, thereby creating opportunities for the teaching staff of higher educational institutions and scientific research. ... In this context, today's students are required to perform a number of important tasks, such as short-term and long-term advanced training courses in foreign universities, ensuring participation

in conferences and seminars, introducing educational programs in cooperation with foreign universities, attracting foreign qualified specialists to the educational process.

It is known that in the first years of independence, Uzbekistan was recognized as a sovereign state by about 130 countries of the world, our republic has established diplomatic relations with more than 60 countries of the world. By the beginning of the XXI century, almost all countries of the world recognized this and established diplomatic, political, economic, scientific, technical and cultural ties with our country. Uzbekistan's membership in a number of the most influential international political, economic and cultural organizations in the world, such as the UN, OSCE, SCO, CIS, World Bank, also contributed to the growth of the republic's prestige on an international scale. In particular, the entry of Uzbekistan on October 29, 1993 into UNESCO, the United Nations Organization for Education, Science and Culture, accelerated its scientific, educational and cultural development.

Thanks to independence, the situation has opened up broad opportunities for the establishment and development of international relations for the ministries of our republic, including the Ministry of Higher and Secondary Specialized Education, higher educational institutions and scientific institutions. In this regard, it is worth noting that the Ministry of Higher and Secondary Specialized Education, the university carried out its activities in the field of



international relations on the basis of the Constitution and laws of the Republic of Uzbekistan, decrees of the President of the country, decrees of the Cabinet of Ministers, documents of government agreements and government decisions related to external relations.

In modern global conditions, foreign cooperation promotes the exchange of the results of scientific and technical developments in various fields. In recent years, European educational programs such as Tempus and Erasmus Mundus have established comprehensive academic and scientific ties with European higher education institutions. In Uzbekistan, 10 Tempus projects are being implemented, as well as 18 Erasmus plus projects and 80 projects of cooperation between credit mobility universities. Tempus and Erasmus plus projects cover a total of 56 higher education institutions from all regions of the republic and Karakalpakstan. But in the 2015-2016 academic year, only 697 teachers and staff took part in foreign projects - and this also does not make up 3 percent of the teaching staff in the main state. Therefore, in order to increase the innovative potential in the higher education system, it is advisable to intensify the participation of teachers in foreign projects.

During the years of independence, educational institutions of Uzbekistan have been cooperating with leading world educational institutions, universities and research centers, actively participating in the implementation of educational and technical projects of the European Union, the British Council, the German Academic Exchange Service, the Goethe Institute, the German Society for International Cooperation, Korea and Japan. International Cooperation Agencies, United Nations Development Program, UNESCO, European Education Foundation, ADB and others. In particular, the Islamic Development Bank (IDB) should be noted among the partners of Uzbekistan in the development of education. Since our state became a member of the Islamic Development Bank in 2003, funding for 39 priority projects in education, health care, utilities, infrastructure and agriculture, and private sector development has increased to 655 million manats. ITB has contributed to Uzbekistan's state development programs through assistance programs and educational grants. A number of students from Uzbekistan took part in the ITB scholarship program to study in the field of computer technology, materials science, medicine (pharmaceutical), chemical engineering, polymer sciences, physical education, energy and nanotechnology, the best universities and colleges in Europe and America.

It is important that during this period, among the seven largest Ministries of Higher and Secondary Specialized Education, which had extensive experience in establishing cooperation in the above areas in the OSTV system, there were five universities. In particular, like other institutes of the OIC, Uzmu, TDIU, TDTU, TDAU and UzSUWL

concluded bilateral beneficial agreements with foreign universities directly on their initiative and carried out a lot of work in the field of training teachers, doctoral students, interns, scientific research, educational and methodological developments and textbooks.

Of course, among the universities listed above, it is worth noting that NUUZ has extensive experience in the field of international cooperation. The reason was that cooperation with 13 universities around the world was established even before Uzbekistan gained independence.

NUUZ scientists have transferred their research projects to several international organizations - the Organization of the European Community, the International Humboldt Foundation and other foundations. As a result, in the first two years of independence, about 30 scientists of Uzbekistan for their achievements in the field of science were awarded a cash prize from foreign funds as winners of the competition.

Another leading higher educational institution of our country is the Berdak Karakalpak State University, which has developed its own strategy for the coming years and is carrying out a number of effective works on its basis. It should be noted that Karakalpak State University has by now signed a cooperation agreement and memorandums with higher educational and research institutions of the Russian Federation, Kazakhstan, Kyrgyzstan, Belarus, Ukraine, Portugal, Poland, Slovakia, Italy, Spain, Hungary, Austria, Germany, South Korea, Azerbaijan, the People's Republic of China and the Kingdom of Great Britain. Last year, a cooperation agreement and a Memorandum were signed with about 20 foreign higher education institutions. In particular, cooperation has begun with 4 universities in Russia, one university in Italy, one university in Spain, one university in Portugal, two universities in Ukraine, one university in Austria, noted in the prestigious world ranking "QS World University Rankings". In addition, close cooperation has been established with ITEC, DAAD, KOICA, JICA, TIKA, GIZ, British Council, "SES", which are considered organizations of international cooperation, education and culture. As a result of this cooperation, one volunteer from the KOICA organization of South Korea, one specialist from the SES organization in Germany regularly participates in the educational process of the university and provides students with Korean and German lessons.

The greatest achievement of international cooperation in the past year was the introduction of joint educational programs (double degree programs), which provide students with the opportunity to obtain a double degree with the Moscow State National Research and Construction University of the Russian Federation, Astrakhan State University, and Belarusian State Technological University. These educational programs provide training for the youth



of the Aral Sea region at the Karakalpak State University and foreign partner higher educational institutions in three areas of undergraduate studies and eight specialties of magistracy. In particular, in the 2019-2020 academic year, 47 students were admitted to these joint educational programs. In the future, it is planned to introduce joint educational programs with the leading higher educational institutions of Russia, Kazakhstan, Slovakia, Turkey and China in the areas of education that are currently in high demand.

Over the past two years, the attraction of foreign professors and teachers to the university has also increased significantly. For example, if the number of foreign professors and teachers who taught at the university in 2017 did not reach 10 people, then in 2018 this figure reached 14, in 2019 - 25. 10 out of 39 professors and teachers invited to the educational process in the 2018-2019 academic year are experienced teachers of foreign higher educational institutions, who are noted in the prestigious world rankings "QS World University Rankings", this, in turn, paves the way for the international integration of professors and university teachers, opens the way for their participation in academic exchange programs, projects, refresher courses, seminars and conferences organized in foreign universities. As a result, over the past two years, 87 professors and teachers of the university have taken part in academic exchange programs, projects, training courses, seminars and conferences in foreign countries.

During this period, the universities located in the regions of the republic also contributed to international cooperation. In particular, Samgu entered into an agreement with the universities of Poland Poznan, Warsaw, Vraslov, as well as Bulgaria Sofia, Czech Republic Kardov, Hungary Budapest and Germany Heidelberg and Dresden, establishing broad cooperation.

The work carried out within the framework of international cooperation was of particular importance in strengthening the material, technical and educational and methodological base of universities.

In this regard, a number of embassies operating in Uzbekistan have also contributed to the provision of free assistance to national health institutions, including universities. For example, the embassies of Germany and Japan presented the Uzbek State University of World Languages with a number of educational and methodological literature and technical means. In addition, the Spanish ambassador and professor at the University of Granada, Rafael Guzman, visited the university and donated videos and several books to the Spanish language center. With the assistance of foreign embassies operating in Tashkent, centers for the French and Persian languages were created and equipped. These centers began to serve university

students, as well as professors and teachers who showed an interest in a foreign language.

At the same time, leading foreign firms and companies operating in the republic have made a significant contribution to the development of the material and technical base of educational institutions. In particular, these processes can be observed during the opening of two educational and technical centers equipped with modern computers with the help of the German company Siemens at TSTU, at the master's degree at TSTU, with the support of the South Korean company Tashcom, when creating local network classes connected with the system Internet "and equipped with computers such as "tashcom".

Thus, from the first years of independence, Uzbekistan, as an equal member of the world community, has established relations with almost all countries, has established close cooperation with the most authoritative and influential international organizations, economic and financial, non-governmental and public organizations. These relations, in turn, had a positive impact on the development of higher education in the republic, in particular, university education.

The reform of university education in Uzbekistan has solved a number of problems. In particular, professors and teachers, students have successfully participated in international forums, competitions, Olympiads by increasing external relations, foreign investment, educational grants. Cooperation of the universities of our republic with the universities of the USA, Germany, Great Britain, France, Japan, Korea, Russia and other developed countries had a positive impact on the development of science, technology and education.

## REFERENCES

1. *Mirziyoyev Sh. M. Teachers and mentors are our great strength, support and springboard in the restoration of new Uzbekistan. From the speech of the President of the Republic of Uzbekistan Shavkat Mirziyoyev at the ceremony dedicated to the Day of Teachers and Tutors. www.uza.uz and you know what?*
2. *Mirziyoyev Sh. M. critical analysis, strict discipline and personal responsibility should become a daily rule of the activity of every leader. [edit] precc service. face.*
3. *The state of socio-economic development of the Republic of Uzbekistan for 2018. Tashkent, 2019.*
4. *Kobulov V. G Suite-Gmail, Docs, Drive, Calendar and much more for building an informed society // public opinion. - 2000. - June 2.*
5. *Holboyev s. etc. TaSHDU is a place of knowledge and enlightenment. - T., 1995. - What. 205.*



# CHANGES IN THE ECONOMIC AND TAX SYSTEM OF THE SYRDARYA REGION (THE SECOND HALF OF THE XIX CENTURY AND EARLY XX CENTURY)

**Tursunova Gavhar**

Researcher,  
Teacher Samarkand State Medical Institute,  
Uzbekistan

## ABSTRACT

*The formation of the tax system in Uzbekistan, historical development, taxes in today's state and society with the types of taxes that existed in the past to replace it in life. Research on the basis of comparative comparison and development of the system It is important to study the prospects of development on the basis of scientific sources and historical documents.*

**KEY WORDS:** *History, developed, textile, metallurgy, taxes.*

## INTRODUCTION

The regions that formed the Governor-General of Turkestan, including the Syrdarya region, were characterized by the development of highly developed commodities based on irrigated agriculture, sheep-breeding and diversified folk handicrafts (textiles, jewelry, carpet weaving, etc.). High-income cotton and silk, especially in agriculture, have greatly increased the interest of Russian trade and industry in the country. Due to the predominance of textile light industry and metallurgy in the metropolis, for Russian entrepreneurs in the Syrdarya region, special attention was paid to the production and transportation of cotton fiber, silk fiber, livestock products and mineral raw materials. According to the ruling circles of the Russian Empire, the further development of cotton growing in Syrdarya was fully in line with the need to colonize most of the Russian peasants. Moreover, it would not have been possible to pursue a policy of Russification without increasing the Russian population in the country. However, those who were relocated to Syrdarya did not master it well enough, and many did not want to master it at all. Given the specifics of irrigated agriculture, the colonial administration began to force the indigenous rural population in the irrigated areas to increase cotton production and sell it at pre-agreed prices rather than at market prices.

## MATERIALS AND METHODS

But in order to make full use of agriculture, first of all, for colonial purposes, the Russian Empire, with its great statehood laws, declared the lands of the Syrdarya as Russian property.

Aiming to change the order of land use in Syrdarya, primarily in the interests of ensuring the economic dominance of the relocated Russian peasants to grow cotton and other agricultural products, the Russian Empire did everything in its power to weaken large and medium-sized landowners. To this end, property taxes were increasingly taxed, and a form of land use lease was encouraged among farmers.

The tribute and levies imposed by the clergy or village and aul elders, who had severely reduced basic taxes in order to prevent the Turkestan administration from resisting the masses, or even to turn them to their side, were abolished. For example, the land tax, previously levied at one-third of the income, was reduced to one-third by 1868. This amount was maintained until 1871. Later, when the Russians began to be relocated en masse, the taxation of the indigenous population increased sharply.

The colonization of Turkestan, including the establishment of the Russian Empire in the Syrdarya region, the occupation and confiscation of the lands of the indigenous peoples for the displaced Russian peasants and Cossacks, as well as the tax tribute that seriously violated the traditional land and water use system of the indigenous peoples. In addition to providing significant benefits in the areas, other features were also inherent.

In addition, there have been many cases of Russian peasants being openly hostile to fertile lands confiscated from local farmers. For example, AA Kaufman, a member of the Scientific Committee of the Ministry of Legislation and State Property, said, "In the Syrdarya region, Russian farmers are planting the same grain crops, mainly wheat, on their valuable





irrigated land, without fertilizing the fields. rather, it meant that many such lands, which had previously been cultivated by indigenous peasants, had been neglected. He also pointed out that the exiled Russian peasants were the worst of the cultivators of agricultural raw materials, for where they had to plant technical crops for sale, they had planted wheat which didn't interest the bourgeoisie. In other words, the imperial and colonial rulers were convinced that the more active involvement of the resettled Russians in the cultivation of cotton shipped to Russia would demonstrate their role as a colonial power in Turkestan.

Due to the reduction of land allotted to the Russians in the cotton-growing districts of the Syrdarya region, the Turkestan administration, which has always acted in the spirit of great statehood and chauvinism, took measures to support Russian peasants at the expense of indigenous peoples. It is not a general tax on the nomadic population, but an additional tax on Russian farmers who do not know the secrets of irrigated agriculture in the cotton-growing areas, and additional taxes to improve their living standards. There is a big difference between the situation of the Russians, "he said, explaining this by the fact that the cotton-growing and grain-growing industries in which the peasants are engaged are more lucrative.

In Tashkent, Shymkent, Avliyota and Pishpak districts of the Syrdarya region, I. Pervushin, A. Khrennikov, V. Kuznetsov, N. Ivanov and many other former small and medium-sized traders intensified the trade and industrial activity of colonial nature. Without going into trade and other areas, it should be noted that Russian traders and entrepreneurs who came to Turkestan, especially to Syrdarya, were engaged in the processing of cotton, cocoons, wholesale, as well as, at least in part, in the textile industry. About how colonial they were in the country, for example, N., a former employee of one of the Siberian merchants. Ivanov's work testifies to this. He appeared in Kazalinsk in 1865, next to him with 3-4 thousand rubles. In eight years, the Russian army became the owner of a capital of one hundred thousand soums, starting from the supply of food and fodder for Gorinzoni at speculative prices and the sale of vodka and wine. In 1879 N.Ivanov moved from Syrdarya oblast to Ettisuv oblast and built a brewery in Avliyota.

In order to make Turkestan a major producer of cotton fiber and a supplier to the Russian textile industry, the imperial government passed a law in 1887 raising tariffs on foreign cotton imports, which were then part of the territory of the Russian Empire. This has objectively helped to increase cotton production in the country. The colonial administrations of the Empire and Turkestan imposed certain privileges on the Russian peasants engaged in cotton-growing, obliging the resettled Russians, especially in many districts of the Syrdarya region, to

allocate a part of the land for cotton cultivation. For example, in the early 1980s, there was an attempt to lend them money through private lending banks with low bank rates. However, branches of Russian state-owned banks, especially private banks, were reluctant to lend in small amounts.

Therefore, farmers who believed that cotton growing was a lucrative business would often have to turn to Russian and local traders for help. As a result, many farmers, who were unable to pay their debts on time, including due to low prices set for cotton by Russian small local intermediary farms, became homeless and began to fill the ranks of homeless people. However, the district chiefs, who appealed to their superiors on the issue of lending to cotton farmers, had thought of expanding the cotton fields rather than caring for the farmers.

At the same time, not only the colonial administration, which divided the land to the Russians, who had transferred their husbands to the state, but also the rich people of Turkestan, both rural and urban, took advantage of the devastation. However, if indigenous farmers and herdsmen played a decisive role in the production of cotton, cocoons and other agricultural products in addition to grain, Russian, Jewish and (since the 90s) foreign entrepreneurs in the purchase and processing of agricultural raw materials needed for the metropolis. , banks, farms began to play a primary role.

During the difficult times for Russia (the drought and drought of 1891–1892, the Russian-Japanese War, and the defeats of the First World War), the Turkestan administration not only resettled the Russian population, but also forcibly provided food, carts, sheep, horses, and camels. withdrew, increased the amount of previous taxes and introduced new taxes, namely the military tax. In addition to the above facts, the order of the next imperial Council of Ministers to increase the tax on irrigated lands in the Syrdarya region from 100% to 50% of arable lands testifies to the fact that the colonial path was carried out without deviation.

## CONCLUSION

The study of the economy of the Syrdarya region, changes in the taxation system of this population allows us to draw the following main conclusions: there were people who were ready to fight for their interests; The great state chauvinist policy aimed at making positive changes in the economic and social oppression of the Syrdarya region, especially in the region's agriculture, and in building as many Russian villages as possible in rural areas, predetermined the strengthening of taxation of indigenous peoples; Indigenous peoples used agricultural products in the form of natural taxes to supply the Russian army. New taxes were introduced on the indigenous population of the Syrdarya region, including the imposition of one-time levies, including taxes on property that had never been taxed or



donated before; The indigenous population of the Syrdarya region has become more deeply involved in attracting the Russian army, the apparatus of government and administration to the tax system, which has the size and character to ensure the social status of Russians.

## REFERENCE

1. Boltboyev S.D. *Wakf property in the Turkestan Territory in the second half of the 19th and early 20th centuries.*-Author. dissertation, candidate of historical sciences. Tashkent. 1995.
2. A.A. Kaufman *Relocation: Dreams and Reality.*
3. Sh.Gaffrov. *Tarih va taadir: Russia of Turkistong's empire k̄ychirilganlar.*
4. Dobrosmyslov A.I. *The cities of the Syrdarya region. Tashkent, 1912.*
5. Aminov A.M. *Economic development of Central Asia (Colonial period).*



# THE USE OF ALTERNATIVE ENERGY SOURCES IN THE MOUNTAINOUS REGIONS OF THE JIZZAKH REGION OF UZBEKISTAN

**Asror Mustafakulov<sup>1</sup>**

<sup>1</sup>Associate professor,  
Jizzakh Politechnic Institute,  
Jizzakh Uzbekistan.

**Fazliddin Arzikulov<sup>2</sup>**

<sup>2</sup>Jizzakh Politechnic Institute 3rd year student  
of the department of engineering,  
Jizzakh city Uzbekistan.

**Orif Olimov<sup>3</sup>**

<sup>3</sup>Jizzakh Politechnic Institute  
Assistant of the department of electric power,  
Jizzakh city,  
Uzbekistan

---

## ABSTRACT

*The article presents the results of research on alternative energy sources and their application in the mountainous regions of the Jizzakh region of Uzbekistan.*

**KEY WORDS:** *wind power plant, solar power plant, power, energy, voltage, solar radiation, alternative energy, solar collector.*

---

## INTRODUCTION

The role of countries in the world community is determined by the volume of energy consumption per capita, the rise in the standard of living of the population. Currently, the average energy consumption per capita in the world is 2-4 kWh. But for a comfortable life, this amount is not enough, and it should be equal to 10 kW / h. In the current situation, when the number of fuel sources, such as oil, gas, coal, peat, is decreasing every year, and the cost is increasing, the main problem facing the world community is to fully satisfy the needs of the population for energy. The only way to solve this problem is to use renewable energy sources. These problems are reflected in the Decree of the First President of the Republic of Uzbekistan I. Karimov dated March 1, 2013 No. 4512 "On measures to develop alternative energy sources."

## RESULTS AND DISCUSSION

It is known that the potential of renewable energy sources in Uzbekistan is 173.4 million toe, which is three times the annual energy consumption. 98.8% of this energy is solar energy. Since our

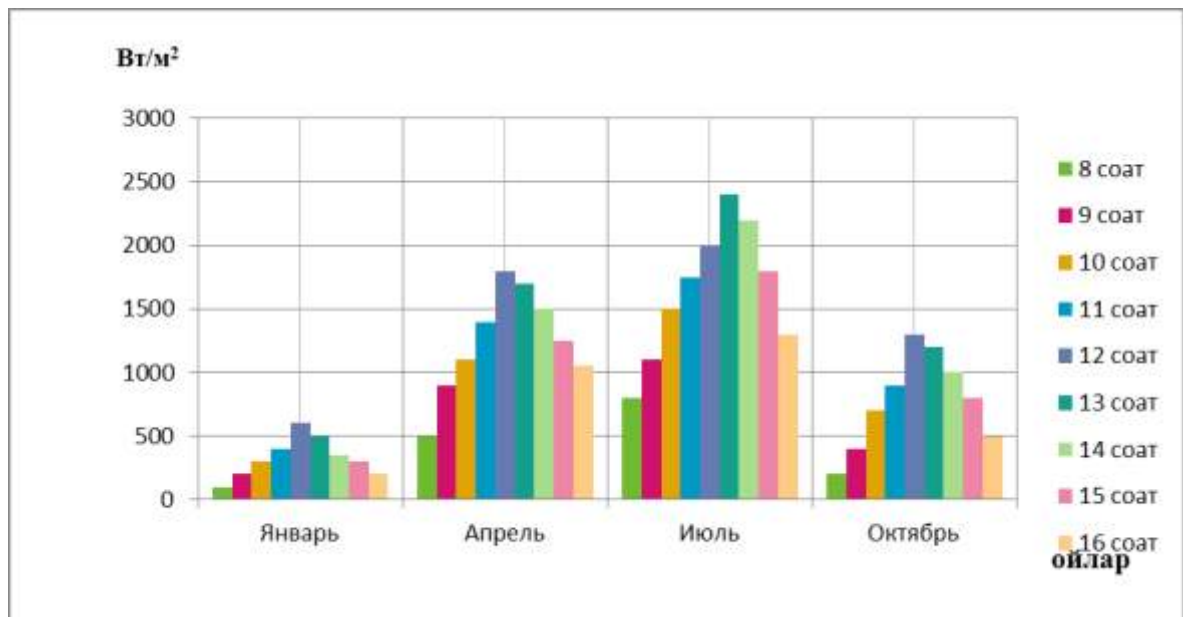
country is a sunny country, the sun shines 250-270 days a year, and up to 1100 W of energy is transmitted per square meter of land. The use of solar energy is achieved by converting light into electricity using photovoltaic cells - solar cells. Japan, Germany and the USA are leading in this regard [1]. Solar collectors - the production of thermal energy using solar ovens - is measured by the surface area of solar ovens (21 million square meters). Japan, Israel and Greece are leading in this respect. The efficiency of solar cells was very low because the production of pure monocrystalline silicon, which generates electricity from solar energy, was very expensive. Thin-film solar cells have now been created, such as gallium arsenide, polycrystalline silicon, cadmium tellurium, on the basis of which the efficiency of solar cells based on them has significantly increased. Today, solar photovoltaic stations and collectors for heating water with solar energy are successfully used in all regions of the country and in Karakalpakstan. Solar photovoltaic stations are used in the monitoring center "Zaamin", a farm in the village of Narvonsoy of the Forish region, several secondary schools in the Tomdinsky region of the Navoi region, and the Jizzakh Polytechnic Institute. The medical equipment

of the central hospital of the Nurata region is powered by wind energy (WPP).

Under the influence of the energy of the sun's rays, the hot air that heats up becomes relatively light and rises. Wind is generated by the movement of a stream of cold air tending to take its place. The construction of windmills using such air currents was done in Northern Europe in the early 8th century. Back in 1885, the first wind farms were built in Denmark. In 1918, over 120 wind farms were in use in Denmark. The power of each of them was 10-20 kilowatts. Between 1880 and 1930, more than 6 million wind farms were in use in the United States [2-5]. With increasing altitude, the wind speed will increase. If the wind speed at the ground is 3 m / s, the wind speed will be twice as high at 10 meters. With the help of wind generators installed at a height of 40-80 meters, more than 25-50 kilowatts of electrical energy can be generated. In 2030, it is planned to cover 80% of the energy consumed in the

EU countries by wind and solar energy. This will require the construction of 3.8 million wind turbines, 90,000 large and 1.7 billion small solar power plants on the planet over the next 20 years. Germany leads in the amount of electricity (45 GW) generated from the use of wind energy. The use of alternative energy sources such as wind and solar energy contributes to economic growth and environmental friendliness. The cost of 1 Watt of electricity generated by solar power plants decreases with increasing power. This is reflected in the analysis of company price lists. The cost of frame modules is \$ 8 of 1 Watt at 3.0-3.5W and \$ 5.4 at 45-65W.

Due to annual solar radiation falling directly on existing remote areas of the country, it is possible to obtain 400-600 W of energy in winter and 1800-2500 W in summer from 1 m<sup>2</sup> of surface. Table 1 shows the hourly rates of solar radiation falling directly on the foothills [6].



**Table 1. Table of capacities that can be obtained by solar radiation on the territory of the republic by the hour.**

Solar photovoltaic devices are mainly intended for non-electrified areas and have special requirements for use. This includes:

- a solar photovoltaic installation with a power of 500 W based on monocrystalline silicon is installed at an optimal angle to the sun, depending on the latitude of the place and the season;
- untested alkaline and acid batteries (AKB) with a total capacity of 500-600 A hours are used;
- in various work plans, a controller with a 12/220 W inverter is used to check the battery discharge;

- installation wires and cables of various brands are used;

- fluorescent lamps operating 60 hours / day (10 pieces of 20 W each).

With the help of such devices, you can power a refrigerator (throughout the day), power 70 watts, and you can also power household appliances with a capacity of 20 watts, working 2 hours a day. Scientific and Production Association "Photon" in Tashkent has developed solar photovoltaic installations (SPEU) based on amorphous silicon, which are used to raise water, for energy-saving lighting lamps and black-and-white TVs with a



capacity of 100 watts, a water pump with a capacity of 175 watts (0.3- 0.45 m<sup>3</sup> per hour), meets the requirements of GOST.

No	Part names of SFEU-135	Measurement	Quantities
1	Power of one solar panel	W	135
2	Dimensions of one solar panel	Mm	1060x1380x50
3	Panel voltage in salt box mode	V	14
4	Panel operating voltage	V	9.5
5	Output voltage from panel	V	DC 12V / 4x12V / 4x9V
6	Weight of one panel	Kg	8
7	Total weight of the device without battery	Kg	32
8	Solar panel working range	C°	-40 + 55C°
9	Panel working range	C°	-10 + 42C°
10	Efficiency	%	80-85
11	Warranty period	Year	20

**Table 2. Estimated parameters of a solar photovoltaic panel of the type SFEU-135.**

When choosing a solar power plant to supply power to remote areas from power grids, i.e. deserts, deserts and foothills, attention is paid to the energy aspect, cost and productivity, as well as operational characteristics. When determining the feasibility of using solar energy devices to supply energy to energy consumers, it is necessary to determine the following parameters:

N- is the required amount of solar energy (pcs.);

$\Phi$ - is the area that they occupy ( $\Phi = N * \Phi_0$ , m<sup>2</sup>, where  $\Phi_0$  is the area of one module).

As a result of these calculations, the optimal area of the solar installation is determined. When installing a solar installation, it is necessary to be able to easily approach, clean, inspect, and repair each terminal element. In addition, it is necessary to allocate areas for the installation of control and inspection equipment, as well as an electric energy storage system.

We propose to use 5 solar photovoltaic stations SFEU-135 to supply power to the foothills of the Pakhtaabad rural district of the Jizzakh region, through solar photovoltaic devices that can provide 50% of the electricity demand of energy consumers. Each of these solar photovoltaic stations of the

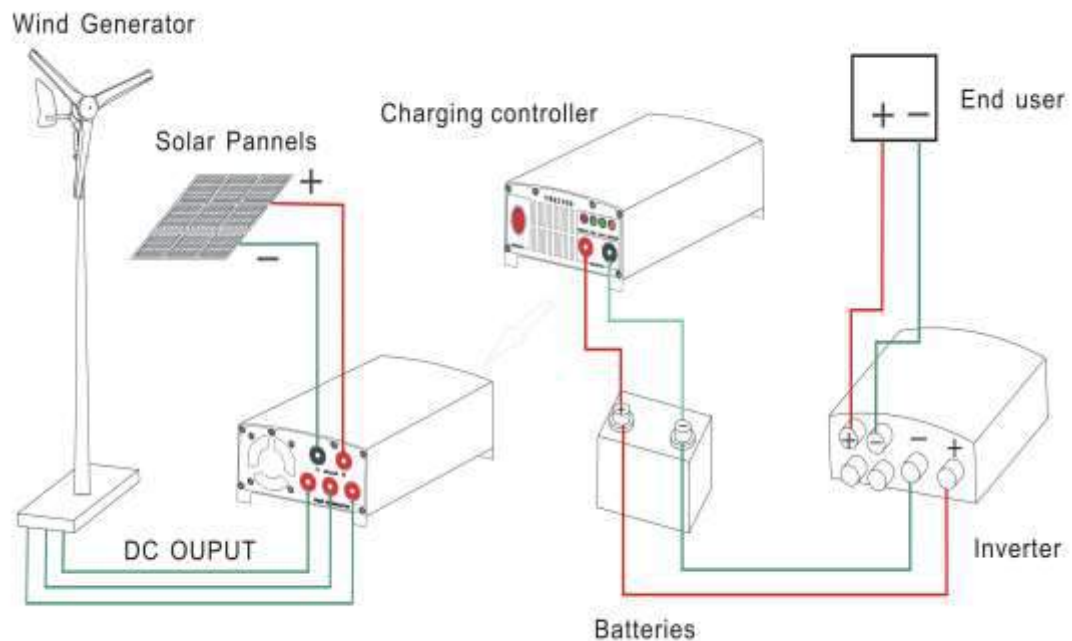
SFEU-135 type covers an area of 4140x12720x50 mm.

In addition, the installation of 2 wind power plants of the type VEU-1500 for power supply of the residential area showed that the demand of consumers in this zone for electricity in autumn, winter and spring will be provided by 60-80%. The villages of the Jizzakh region, which have no power supply, are located on the slopes of the foothills. The air temperature here is (+35) - (+40) °C in summer and -10° C -20° C in winter. In winter, there is a sharp drop in temperature and a quick sunset.

## CONCLUSIONS

Based on the aforementioned potential indicators of renewable energy sources in the foothills of the Jizzakh region, i.e. the intensity of solar radiation and the potential for wind speed, it is planned to create a hybrid solar-wind power plant to supply power to these settlements. Figure 1 shows a block diagram of a hybrid solar-wind power plant [6].





1 Fig. Schematic structure of a low-power wind-solar hybrid photovoltaic device [4].

## REFERENCE

1. Klychev Sh.I., Mukhammadiev M.M., Avezov R.R. and others. *Non-traditional renewable energy sources*. Tashkent: Publishing House "Science and Technology" - 2010.
2. Shefter Ya.I. "Using wind energy" - 1975
3. Mustafakulov A.A., Murtazin E.R., Dzhuraev O. "Automated system of commercial accounting of alternative energy and electricity sources. "Creation and efficiency improvement of resource-saving agricultural machinery." Collection of scientific articles. November 20-21, Gulbahor - 2014.S. 398-400.
4. Mustafakulov A., Arzikulov F. *EPRA International Journal of Multidisciplinary Research (IJMR)*. V.6, No. 9. September, 2020,pp. 278-290.  
2020 EPRA IJMR | [www.eprajournals.com](http://www.eprajournals.com) |  
Journal DOI URL:  
<https://doi.org/10.36713/epra2013>.
5. Mustafakulov A., Arzikulov F. *The American Journal of Engineering And Technology*. September 14, 2020 | Pages: 32-36
6. Doi: <https://doi.org/10.37547/tajet/Volume02Issue09->  
<http://www.gov.uz/ru/helpinfo/energy/239>



## THE NAMES OF PLACES ASSOCIATED WITH FOLK CRAFTS IN SADRIDDIN AINI'S "MEMOIRS"

Jumayev Ro'ziqul Xoliqulovich  
Bukhara State University,  
Uzbekistan

### ABSTRACT

*This article is devoted to the toponyms of handicrafts in Sadriiddin Aini's novel Memoirs and their naming.*

**KEYWORDS:** "Mahallai bolo", "Takmanbofon", "Zargaron", "Mahallai dehqonon", "Naqqashan", "Duridgaron", "Sangiosiyotaroshon".

### DISCUSSION

Ustod Aini, in addition to describing his life in the "Notes", also described his time, the people of the village and town, folk crafts and crafts. "Memoirs" as a historical and memorable work can provide valuable material in the study of the history of handicrafts, the details of the pioneer shop in the late nineteenth and early twentieth centuries. Moreover, it shows the attitude of the people to the craftsmen and leaders and once again emphasizes that the hand of the craftsman is always on top. Master's conversations with the craftsmen in this work demonstrate the master's sincere relationship with artisans and craftsmen.

In the works of Sadriiddin Aini, the theme of life and dreams of the working people occupies a central place. In this process, hardworking people play a significant role in almost all the works of the writer, and the depiction of the life of these people is one of the central themes of the work of this meticulous writer, ethnographer, nationalist. The writer himself came from the ranks of ordinary people and felt the pulse of life of this class of people very well, and therefore, in the real depiction of their lives and work, he tried in every possible way and succeeded in this work. The Russian writer KA Fedin writes about the value of "Notes": "I began to read Aini - the most mature master of prose - each part of which remains a completed story" [1, 32-33].

Along with reading "Memoirs", the reader gets acquainted with the life of ordinary people in Bukhara, Gijduvan, Samarkand, where the writer spent most of his life. Along with the pictures of the master, the reader enters the house of the working people, workshops and Asian, artisans, artisans' shops, as if for a few moments he became a

sympathizer of the working people, the poor, the lower strata of the country. But everywhere the knowledgeable and skilled masters of their profession are not hidden from the eyes of the writer, and the admiration and pride of a hardworking and art-loving man is reflected in the original ancestral art and the creation of the human mind and hand.

In the first part of "Notes", called "In the field", we talk about the environment and childhood of Ustad Aini. The writer takes us to the homes of the residents of Gijduvan village, tells about the life and work of the villagers and members of his family and relatives.

In fact, a teacher plays an important role in a person's progress and development. In this sense, the first teacher of the young Sadriiddin was his father and hardworking people of the mahalla, who played a significant role in shaping his worldview. They were hardworking, professional, and well-paid. For example, the writer mentions that all his ancestors were known around the world as "masters":

"According to my father, Sayyid Murodkhoja, his father, Sayyid Umar Khoja, was a literate man who knew how to weave and weave well. He was especially famous for his greetings. "My grandfather decorated the mosque beautifully and engraved the words" the deeds of Sayyid Umar Khoja Suktaregi "in his handwriting on the column.

The writer adds that his grandfather was also an artisan in wheelwrights, and his father was also a craftsman. His uncle's detailed account of how his grandfather built the water pump is also very interesting.

Sadriiddin Aini's father, Sayid Murodkhoja, graduated from this father's school and was a hard



worker, honest, sincere and knowledgeable. The writer says of him:

“When my father told this part of his story, he said:

- I had a great desire to read, so I did not want to get married and stop studying. But when I saw that my parents were old and it was difficult for them to live without me, I had to accept a job. In the summer, my mother and I used to stand in Suktare and farm, and in the winter, I lived with my father in the village of Mahallai Bolo, where I worked as a wheelbarrow weaver and weaver. But with all this enthusiasm, I never forgot to read: "We did not reach, you may reach" - I read the primary lessons of Mullo Dehqon, who was a linguist, and educated some village children, took them all to Bukhara and placed them in a madrasah. [2.8].

In the description of family life, young Sadriddin speaks about his father and his upbringing with love and emphasizes that in order not to suffer in life, a person should be hardworking and value time and life, which were the result of his father's school of life. . My father's handicrafts were: “There was a weaving shop at the base of the hotel, and on the south side of the hotel there was a porch, and under the porch there was a spinning shop, where my father was always busy and my mother helped him. »[2.9].

The writer's uncle also enjoyed the above-mentioned crafts, and young Sadriddin affectionately says of him: “In the last part of this yard on the east side lived my father's cousin. At the time I remember, he was about 50 years old and a master carpenter. It was said that carpentry and carving were rare in Bukhara. His name was Hidoyatkhoja, but people called him Ustokhoja because he was a master craftsman. He was literate and had a good language and good manners”[2.28].

This uncle's craft is described in detail by the young Sadriddin in another place in this work, in the story “Uncle Usto”:

The master's uncle, Ustokhoja, was building in his yard under a porch; the doors he made were of sawn wood. he was polishing a wooden board so that the picture of everything was blurry. On those hard planks, which can be called "iron planks," he carved with his various steel pens. His carvings were so delicate and beautiful that it was as if the master painters had drawn them on a piece of paper with a feather pencil [2.42].

The author's conclusion and his meticulous observation of Ustokhoja's work can be an example of craftsmanship and the original national art of the people, which testifies to the generosity, art and generosity of craftsmen. Also, the author's comments in the detailed and detailed description of the writer can be the source of the work of masters, as can be seen in the following passage:

“One day I asked him:

"Uncle! To whom did you learn so much?

he replied:

- Our relatives all know how to greet. You don't see that your father was a master, your uncle was a master, and your grandfather was a master. But none of them became disciples and learned from each other, after which, according to their abilities and zeal, some became more skilled and some less skilled. I also learned to sharpen by looking at my grandparents' work. After that, I used my mind and developed my craft. In carving, I first took samples from the stones of our own tomb, and then with my mind I found beautiful carvings.

Uncle Usto showed me a drawing on a piece of paper and said, "This is called the Twelve." He showed me another piece of paper and continued. stars and almonds are engraved between the twelve knots. You can see how much more beautiful and impressive this twelve is than that ancient twelve. It was this pettiness that I took out of my mind and added to the ancient twelve verses [2.42-43].

When Ustokhoja reprimanded his son Ikromkhoja for violating his father's role in making wood, his son used a stick to politicize and intimidate him, and young Sadriddin ran after them and shouted at him. don't cry. When his anger subsided, Ustokhoja turned to him and said, “You were afraid that I would hit Ikrom-aka, or not, I would not. Not every child beats; the cow does not beat the calf, why would a man beat his child, I told him to learn a trade and I pissed him [2.45].

The writer writes about learning the art of writing: “I did not want to practice writing in front of such a person (ie, Sayyid Akbar - MO). But I thought, "First of all, to learn a trade, you have to overcome some difficulties" [2.73].

We can clearly feel the breath of the people and the pulse of public life from the real images of the writer. Aini, who came from the working people, tried to acquaint the reader, first of all, with the work of the working masses, their professions and occupations. For example: "The main occupation of the population of this village was farming, most of them were landless and landless" [2.5]; “There was almost no handicraft industry in the village, only artisans, who, like themselves, worked as blacksmiths. In the center of the village - in Dehnavi Abdullojon, the tailors - those who wore old boots - turned into a monopoly of the smugglers, and the fruits of their labor were eaten by those smugglers (this is also described in the novel "Slaves" "). 2.6-7]. Or: "A part of the population of Mahalla Bolo village was a shepherd, collecting firewood, or to the rich they were orphans - batraki. The main winter occupation of the population of this village was cotton picking" [2.7]; "Here, There is no one better than a spinning wheel and a spinner”[2.7].

The writer's view of such images is often critical, as he saw that these workers only partially



enjoyed the fruits of their labor. had his own. For example: "Part of the population of Mahalla Bolo village used to be shepherds, collect firewood, or look like orphans to the rich. The main winter occupation of the population of this village was cotton growing. The cotton-pickers took the cotton from the cotton-pickers by hand, passed it through the ginnery, cleaned the cotton and handed it over to the owner with its cotton, and received a small fee for this work. The only payment left for their work was a cotton ball, which was burned in the fire and in the fireplace"[2.7]. Or: "But other pioneer societies were formed entirely to the detriment of ordinary pioneers. Ordinary weavers and shoemakers, in particular, did not escape the clutches of their grandfathers and craftsmen until they died. The Bunak rule was also the most common among the leaders of these two professions. Because the grandfather and the craftsman had reduced the salary to such an extent that the life of an ordinary pioneer was not provided with that salary"[2.392].

Ayni, with his characteristic attention, speaks not only about men's professions, but also about the occupation of women and girls of his time and place of residence. For example, Alikhon talks about his uncle. "His wife did not take part in any family affairs. he was a gijduvani and sewed gijduvani cotton shirts. According to Qurbonniyaz, Alikhon's income was not bad. And he also benefited from his wife's craft"[2.184-185].

In the story "Unsuccessful Girl" from "Notes" along with the description of the life of girls of that time, he tells about the craftsmanship of this delicate sex from their language: my parents are my only child. My mother was literate, she taught me to read and write. He also taught me all the skills I needed in a girl's family, such as cooking and sewing. When I was 16, she wanted to marry me and watch a wedding, thereby breaking her only dream of having an only child. she spent the last two years of her life waiting for a young bridegroom to come [2. 249].

The burden of life was placed not only on men but also on women. They tried to contribute as much as possible to the well-being and well-being of the family, as a failed girl says to her beloved young man: But I will say in advance that if you take me to the city, no weight of mine will fall on you. Because during these ten years I have had the opportunity to be alone, to read books, to improve my literacy, and whenever I got bored reading, I started sewing and perfected this art. In the city, I can study people's daughters or sew for a living and earn a living"[2.254].

Thanks to such a multifaceted and thematic work as "Notes", the reader can learn more about the crafts that existed at that time. An example of this picture we see in the following story: on the occasion of the incident with his brother, the writer writes the story "Halvogarkhona" [2.18-20], with his educative

view of the work of halvahs and their soapy halvah with careful observation. and tells of interest. The reader thinks that Ayni himself is one of these artists. And this is a feature of "Notes," in which the writer witnesses, or participates in, the events described. Ustad Aini-Kholida, the daughter of Ustad, writes in her memoirs that one day she goes to see her father and Ustad is heartbroken and regrets that the "Notes" are incomplete and he says to comfort her: "You dictate, I will write". The teacher says: "No, my daughter, those memories will not be until I go to Samarkand and drink the grapes of Shiberghan and hear the rustle of my pipe." Yes, the master was right, because only the owner can write a memoir, and such a work is free from fabrications and fabrications "[3, 233].

Ayni was the son of a farmer and craftsman, he had a great love for land and water. When in 1934 at the request of A. M. Gorky wrote a long essay about the life of his countrymen who had joined the kolkhoz of "Communism," after which his ties with his countrymen were not severed. Rahim Hashim writes in this regard: "Ikromi and Ulugzoda were surprised that Ayni knew the work of the soktaregi kolkhoz in detail. And he kept asking again and again, as if only a farmer could ask a farmer "[5, 269].

In general, it is possible to cite as much as possible from the thoughts of Ustad Ayni on labor and handicrafts, but these above examples are like a "fist of wisdom" from the treasury of the writer, master of speech and a prolific writer. The author's conclusion is that one should always learn and improve one's craft, as his uncle puts it: "If a student was content to learn only his master's craft, there would be no craft in the world, the developers of the craft are the students who their minds find things and add to their master's craft"[2.7].

## REFERENCES

1. Ayni S. *Notes*. – Dushanbe, 2009. Chief Scientific Editor of the Tajik National Encyclopedia, 2009. - 680 p.
2. Айни К. С. *Книга жизни Садрриддина Айни*. – Душанбе: Ирфон, 1978. – 300 с.
3. Азозода Х. *Адабиёти тоҷик дар садаи XX*. – Душанбе: 1999.- с
4. Аюни S. *Brief biography / Works. 8 volumes. 1- j.* - Tashkent: Tashkent Fiction Publishing House, 1963. - B. 55
5. Аюни S. *A brief biography of myself / Kulliyat. 16 children. Childi - 1.* - Stalinobod, 1958. - Sah. 91



# FROM THE HISTORY OF ANCIENT CITIES OF NORTHERN BAKTARIA OF THE KUSHAN PERIOD

**Nazarov Khumoyun Alisherovich**

National University of Uzbekistan named after Mirzo Ulugbek

---

## ABSTRACT

*The article tells about the history of archaeological excavations carried out by local and foreign experts in the ancient cities of the Kushan period in the Surkhandarya oasis, which makes up the northwestern part of Bactria. Attention is also paid to the study of the nature of the culture of the ancient city as a result of excavations.*

**KEYWORDS:** *Northwestern Bactria, monument, stratigraphy - topography, expedition, fortification, town, shahristan, Surkhan oasis, TAKE.*

---

## 1. INTRODUCTION AND RELEVANCE

The Kushan kingdom, which occupied the lands of southern Central Asia, Surkhandarya region, southern Tajikistan, and northern Afghanistan, later expanded from the Kanishka period to the northern lands of India, becoming one of the great empires of Rome, Parthia, and Han China, leaving a deep mark on ancient world civilization. study is one of the most important issues in the science of historiography. It is known that archeological excavations in the ruins of the ancient city play an important role in creating a material resource base for the study of ancient culture. For almost a century, significant progress has been made in the study of the ruins of the ancient city, which reflects the culture of the Kushan period of the Surkhandarya oasis, which was part of a large empire of antiquity. During their study, a large amount of material on the culture of the Kushan period was collected, and on the basis of their generalization and analysis, the creation of a history of Kushan culture in Northwest Bactria became one of the current issues of historiography.

## 2. METHODS AND LEVEL OF STUDY

The scientific article was covered on the basis of general historical methods such as tradition, consistency, comparative analysis, objectivity. From the second half of the 1920s, the Kushan period of the Surkhandarya oasis, which formed northwestern Bactria, began to study the ruins of ancient cities stratigraphically and topographically. As a result of archeological excavations carried out in recent periods, the number of urban-type settlements belonging to the Kushan period of the oasis has increased. The excavations of the archeological

expedition carried out by the Institute of Art Studies of the Academy of Sciences of Uzbekistan in the Dalvarzintepa, Kholchayon and later Kapirtepa monuments in the 1960s play an important role in the study of Kushan culture. Also of special importance is the research work carried out in the 70-80s of the XX century by the Institute of Archeology of the Academy of Sciences of the former USSR, the Leningrad branch of this institute, the archeological expeditions of MSU at the Zartepa monument. In the late 80s of the last century, the interest of foreign countries in the study of monuments of Kushan culture also increased, as a result of which foreign expeditions were organized by the University of Soka in Japan. In the early twentieth century, the State Museum of Oriental Culture of the Russian Federation conducted a Central Asian archeological expedition. At present, the Institute of Archeology of the Academy of Sciences of the Russian Federation - an archeological expedition to study Central Asia, continues its archaeological research.

The results of the above-mentioned archeological excavations are reflected in the scientific articles of researchers published in local and periodical publications, as well as in monographs published individually and collectively.

## 3. RESEARCH RESULTS

Archaeological excavations of the city-type monuments of the Surkhandarya oasis, which formed the territory of northwestern Bactria, began in the 1920s. In the autumn of 1926, for the first time in an expedition organized by the Museum of Oriental Culture in Moscow, prof. Under the leadership of B.P. Denike, research work was carried out in the





Old Termez region. During the research, the Buddhist stupa in Zurmala was examined and the period was incorrectly counted as IV-VII centuries [17, p.45].

In 1932, border guards found a stone slab depicting Kushan musicians at the bottom of the Amudarya near the Ayritym monument. interpreted as the palace of the ruler [10].

Shortly afterwards, in 1936, a special Termez Archaeological Complex Expedition (TAKE) was organized under the leadership of M.E. Masson to study the archeological monuments of the Surkhandarya oasis, which lasted until 1938. The purpose of the TAKE was to identify the stages of development of the ancient city, in particular, to study the cultural strata of the Kushan period, which left a deep mark on the history of Central Asia. Archaeological excavations carried out by the Termez expedition studied the historical topography of the ancient city and concluded that the development of the city reached its peak at the heyday of the Kushan Empire. During this period, two large Buddhist temples were built around the city, surrounded by a strong defensive period [11, p.113; 18, C.126-158; 6, S.82-97].

Archaeological excavations, which had stalled during World War II, began to revive in 1946. New monuments of antiquity are being discovered and studied in both Uzbekistan and Tajikistan in northern Bactria. Initially, archeological research consisted of reconnaissance and, in part, small-scale excavations.

In 1949, a group of Surkhandarya archaeologists led by LM Albaum of the Uzbek Archaeological Expedition spent twelve days conducting archeological excavations in the area from Termez to Sariosiya. As a result, monuments of Zartepa, Hayrabodtepa, Dalvarzintepa, Kholchayon and other urban types, reflecting the Kushan period or the cultural layer of this period, were identified and scientific conclusions were made on the basis of their plans and materials collected from the surface [1, P.11-12].

In 1952-1953, under the leadership of L.I. Albaum of the Institute of History and Archeology of the Academy of Sciences of the Republic of Uzbekistan, an inspection was carried out at the Zartepa monument in the Angor district. As a result, an approximate sketch of the monument was obtained and general conclusions about the monument were given [1, p.14-41].

In May 1953, archeological excavations began in the arc and shahristan sections of the Hayrabodtepa monument. Preserved traces of a trench around the settlement, which has a straight rectangular shape (150x100 m.) And a well-protected arch in the south-eastern part of the ancient city. The city was formed during the Achaemenid period and was one of the major economic and cultural centers of the oasis during the Kushan period.

In the autumn of 1959, an archeological expedition led by GA Pugachenkova of the Institute of Art Studies of the Academy of Sciences of the Republic of Uzbekistan began to study the monuments located in the upper reaches of the Surkhandarya. Dalvarzintepa, Halchayon, Budrach and other monuments belonging to the Kushan period or having a cultural stratum located in this area have been studied. This expedition carried out large-scale archeological excavations at the Dalvarzintepa monument, with certain stops, until the early 1960s and 1970s. GA Pugachenkova, BA Turgunov, EV Rtveldze, T. Belyaeva carried out archeological excavations in different parts of the Dalvarzintepa settlement [4, p.3-232].

In the ancient city of Dalvarzintepa in 1989-1994, the staff of Soka University in Tokyo, Japan in collaboration with the Research Institute of Art History of the Academy of Arts of the Republic of Uzbekistan (B.A. Turgunov, J. Ilyasov, K. Tanabe, A. Khori, K. Kato etc.). Japanese experts have focused on the study of Buddhist religious structures [5, pp. 3-224].

The Dalvarzintepa arch was replaced by the first site protected by a defensive wall dating back to the Greco-Bactrian period. The rulers of the Kushan state in the I-III centuries paid more attention to the defense of the city arch and ensured its strength, surrounded by two rows of walls. During the reign of the Kushans, when all the lands of the Shahristan part were conquered, a separate defensive wall was built and turned into one of the major centers of the oasis [2, p.36]. Old town mil. avv. It is probable that it was the center of the Da-yuechji (large yuechji) tribe, consisting of five houses, which entered the oasis in the second half of the second century. Experts in the field compare the location of Dalvarzintepa with the city of Hozzo, which is mentioned in the Chinese (tsyanxanshu) source as the first capital of the Kushan state [3, p.184; 2, B.36].

As a result of extensive archeological research in Dalvarzintepa, the historical topography, stages of formation and development of the ancient city, defense system, housing, religious and industrial facilities were studied, and very unique and valuable information about the culture and art of the Kushan period was obtained. In particular, 115 gold treasures weighing 36 kilograms, consisting of earrings, bracelets, belts, rings, gold rings and gold ingots of the II-III centuries, found in excavations in 1972, are considered to be the masterpieces of Kushan culture [4, p.41].

In 1959-1963, this scientific expedition carried out archeological excavations at the Kholchayon monument in the Denau district. The Kholchayon monument consists of two parts, the first part is 350x260 m., The second one is 300x300 m. In the reception hall of the palace, murals depicting the reception ceremony of the Kushan period play an important role. Archaeologists Sh.Tashkhodjaev,



D.N.Sidorova, B.Turgunov, D.G.Zilper and others conducted excavations at the monument together with GAPugachenkova in different seasons [12, P.5].

In the middle reaches of the Surkhandarya River, 6 km from the city of Denau. Archaeological excavations were carried out by EV Rtveldze at the Budrach (Dunyotepa-ark and Akmozortepa-shahristan) monument in the south-east. The defensive wall of the city arch, which formed the center of Chaghaniyon in the early Middle Ages, is mil. avv. It was built in the I century. During the Kushan period, a part of Shahristan was formed and became one of the urban centers of the country [14, p.173-187].

In 1972, the Bactrian Archaeological Expedition of the Leningrad (now St. Petersburg) branch of the Institute of Archeology of the former Soviet Union FA began excavations at the Zartepa monument, one of the largest urban centers of the Kushan state, located in another area of the Surkhandarya oasis, Angor district. Later, the Institute of Archeology of the Academy of Sciences of the former USSR and the Archaeological Expedition of Moscow State University (1976-1978) and the Institute of Archeology of the Academy of Sciences of the Republic of Uzbekistan (1981-1982) organized archeological research at the Zartepa monument. In addition to VA Zavyalov, A.Ya. Shchetenko, T.Sabirov, VNPilipko, Sh.R.Pidaev, T.J.Annaev, K.Abdullaev also excavated at Zartepa in different years [8, S .17-21].

Zartepa consists of arches and parts of shahristan, 16.9 ha. occupied the area. As a result of archeological excavations along the central street, a residential building, a building and a Buddhist temple, which were built according to a well-thought-out project, differed from others in terms of area and size [19, p.49-52].

In 1972, under the leadership of EV Rtveldze, Art Research Institute, 30 km from Termez. to the west, at the Kampirtepa (Kofirqala) monument on the right bank of the Amudarya, he conducted a survey and formed a visual plan [15, p.86-93]. In 1977

The archeological expedition of the Institute of Archeology of the Academy of Sciences of the Republic of Uzbekistan under the leadership of Sh.R. Pidaev dug a cultural layer 10 m thick on the arch of the monument to the mainland and identified the stages of development. Archaeological research, which began in 1982-1991 under the leadership of EV Rtveldze of the Art Research Institute of the Academy of Sciences of the Republic of Uzbekistan, is now being continued by young specialists. Also, in 2001-2011, the State Museum of Oriental Culture collaborated with the Central Asian Archaeological Expedition (TK Mkrttychev) and since 2006 the Central Asian Archaeological Expedition of the Institute of Archeology of the Russian Academy of Sciences (N.D. Dvurechenskaya) [9, S.3].

The total area of Kampirtepa is 20 ha. consists of three parts. Life at the address is miles. avv. It began in the 4th century and lasted until the middle of the 3rd century. Its location at the crossroads of the river is a strategically important trade, economic and military base of the state border. During the study of the monument, information on the fortifications, architecture, material culture and fine arts of the Kushan period was collected.

Archaeological excavations were reorganized in Old Termez in the 1990s, and excavations revealed valuable information from the cultural strata of the Kushan period. In particular, excavations at the Qoratepa and Fayoztepa temples have yielded unique data on Kushan culture, particularly fine arts [13, pp. 3-12].

#### 4. CONCLUSIONS

The study of monuments in the Surkhandarya oasis began in the 1920s, and archeological excavations over a period of less than a century have uncovered about three hundred ancient monuments in the country. Among them, the ruins of the ancient city, which is the site of the ancient city center, occupy a special place. Cities form the core of ancient society and reflect the processes of socio-economic and cultural development. Expeditions organized by local and foreign scientific research institutions, the results of archeological research, the culture of urban planning and their stages of development were summarized in the city-type monuments of the Kushan period in the Surkhandarya oasis.

On the basis of accurate archeological data collected as a result of excavations in the ruins of major city centers such as Old Termez, Dalvarzintepa, Zartepa, Hayrabodtepa, Budrach, the issues of their structure, fortification, construction and architecture were studied. On the basis of material sources collected during the excavations, sculpture, painting, jewelry, music and applied arts, which formed the spheres of culture of the Kushan period of the country, were also partially studied.

In the study of Kushan culture, which has left a deep mark on the development of world civilization in general, the importance of archeological monuments in Southern Uzbekistan, in particular, archeological excavations in urban areas and the material resources collected as a result is very important for the younger generation.

#### REFERENCES

1. Albaum L.I. *Balalyk-Tepe. Tashkent, "Fan", 1960. pp. 11-12.*
2. Annaev T., Shaydullaev Sh. *Excerpts from the history of Surkhandarya. Tashkent "Abdulla Qodiri Publishing House", 1986, -P.36.*
3. Bichurin N.Ya. (Iakinf) *Collection of information about the peoples who lived in Central Asia in ancient times. T.I, M., "Science" 1952. -p.184 .;*



4. Dalverzin-Tepe-Kushan city in the south of Uzbekistan. Tashkent "Fan", 1978.-p.3-232.
5. Shakhristan of Dalvarzintepa (results of archeological researches in 1989-1994). -Tokio, 1996. -p.3-224.
6. Zhukov V.D. Stratigraphic section of a part of the fortress wall of the kala of ancient Termez. Tr. TAKE, vol. II, Tashkent, "Fan", 1945, -p. 82-97.
7. Zhukov V.D. Archaeological exploration in the Shahrستان Khayrabad-Tepe. // History of the material culture of Uzbekistan ", vol. 2, Tashkent, Publishing house of the Academy of Sciences of the Uzbek SSR, 1961.
8. Zavyalov V.A. Kushanshahr under the Sassanids (based on materials from excavations at the Zartepa settlement). St. Petersburg, 2008, -p. 17-21
9. Kampyrtepa-Kushan fortress on the Oksa (Archaeological research 2001-2011) Moscow-St. Petersburg, "Nestor-History" -p.3.
10. Masson M.E. Finds of a fragment of a cultural cornice of the 1st century. AD // Izvestia Uzbekstaris. - Tashkent, 1933.
11. Masson ME, Termez Archaeological Complex Expedition (TAKE). KSIIMK. 1940.№ 8.-p.113 .;
12. Pugachenkova G.A. Khalchayan. Tashkent, "Fan", 1966.-P.5.
13. Pidaev Sh.R. Eski Termiz. T., 2002, p.3-12.
14. Rtveladze E.V. New archaeological data on the history of the settlement of Budrach. // IMKU – p.173-187
15. Rtveladze E.V. Kushan fortress Kampyrtepe (research and discoveries) // VDI. 1984. -№2. - FROM. 86-93
16. Sabirov K.S. Pilipko V.N. Excavations of defensive structures of the Zar-Tepe settlement // Ancient Bactria L., "Science", 1974, -p.49-52
17. Strelkov A.S. Pre-Islamic monuments of ancient Termez. // Culture of the East ", vol. I, M., 1928. p. 45
18. Shishkin VA On the historical topography of Old Termez. Tr. TAKE, T. I, Tashkent. 1940; 126-158;
19. Shchetenko A.Ya. Excavations of the monumental architectural complex Zar-Tepe // Ancient Bactria L., "Science", 1974 – P.42-48 .;



# A STUDY ON BRIDGING THE HR ANALYTICS GAP WITH REFERENCE TO SELECTED ORGANISATIONS IN BANGALORE CITY

**A.Satheesh**

Asst. Professor & Placement Officer,  
IIAM B-School,  
Visakhapatnam

---

## ABSTRACT

*Human resource management is the management of an organizational workforce or human resources. It is responsible for the attraction, selection, training, assessment and gratifying employees, it also manages organizational leadership, culture and ensures compliance with employment and labour laws. The concept of HR is a product of the early 20th century when researchers began documenting ways of creating business value through the strategic management of the workforce. Current study based on analytical approach of Human Resources for the effectiveness of the organization. This study is an attempt to investigate the efforts of Managers and Human resource personnel towards the resultants of Analytics application in Strategic Human resource management. The present study is navigated in direction to explore the current literature about the tie-up between Human Resource analytics and the role it can perform in developing the existing range of managerial and HR-related goals. A well designed Human Resource Analytics activity, as a baseline for the accomplishment of the Strategic Human Resource system being a strategic business partner of the organization by leading its focus from merely Human Resource Management to a full-fledged Strategic Human Resource Management. Current study denotes that by extensive approach by studying the different selected organizations from Bangalore City.*

**KEY WORDS:** Strategic, HR Analytics, Predictive, Decision Making

---

## INTRODUCTION

Human Resources function was initially dominated by transactional work such as payroll and benefits, administration, but due to liberalization, privatization and globalisation, business consolidation, technological advancement, and further research, HR now resting on strategic and analytical initiatives like mergers and acquisitions, talent management, succession planning, industrial and labor relations, diversity inclusion. Human Resource Management (HRM) as a concept gains its big breakthrough first in North American literature. This big breakthrough was a result of discussion between personnel and human resource management where one school of thought argued that the Strategic and analytical HRM term actually represented a new philosophy, a new paradigm which was fundamentally different from traditional approach to personnel management. Hence, Prior to the emergence of modern day Human resources management the roots of HRM can be traced back to Manpower management which is the process where

by individuals or persons are put to take part in the active management of a particular organization or company or task, in which at the end of the task there are benefits for both the person concerned in the task and the organisation, while manpower management is the actual analytical utilization of man in the pursuit of a particular goal or objective, whereby such individual does not wander away from the focus or said analytical target.

HR analytics has given a new dimension and roles for Human resource managers in managing the workforce effectively. Accuracy is the key element of Human Resource analytics and its execution itself. The domain of human resource analytics, which could be understood as a data and analytical approach to Human Resources Management

## SIGNIFICANCE AND SCOPE OF THE STUDY

The below diagram is the diagrammatic representation of Human Resources Management:



Source: Abecker et al., *Human Resources with Ontologies*, 2004.

### HR Analytical Cycle Process

The current HR analytical study based on the process. The total study executed on these five elements process of HR analytics. Step-I Understanding or identifying the goals or objectives or aims of the organization. Subsequently in step-II, Identifying the metrics of respective areas to analyze

to achieve or reach these goals. Next step\_III deals with collecting and analyzing the relevant data collected through the effective process. Followed with step-IV, obtaining or finding the insights in to this data process. Ultimately the step-V, dealt with communicating how this data impacts or influences the organization.



Source: *HR Technologist* -2019

After deciding the process the gaps need to be identified from prescribed core areas of Human Resource management. Elements of Core Human Resources, Absence or gaps in respective areas, Elements of Pay roll, Recruitment, Attrition, Performance, Learning, Succession Planning or

second level development in the roles of organization for sustaining and development. Once HR managers clear with these essential elements process can be adopted and implemented successfully.





Source: Recruitment Predictive Analytics, HR Medium.com

## OBJECTIVES OF THE STUDY

- To examine into the future of HR analytics if integrated into the organization to assist HR managers in predictive decision-making based on statistical exhibits.
- To examine the current literature and integration of HR analytics within Selected Organizations of Bangalore City
- To understand the Organization and evaluate the current studies qualitatively and quantitatively to identify research gaps if any
- To examine the role of Information Technology and initiatives' in HR analytics' approach from selected organizations in Bangalore city.

## REVIEW OF LITERATURE

The effective management of human resources has long been acknowledged by both scholars and practitioners as being a key component to the overall success of the business. Here an attempt is made to present the available literature in the area related to the present research problem to gain insight with analytical research works already conducted. Such a review is important because it indicates the awareness of concept of metrics as well it helps in identifying gaps in the existing literature also. Chris Hendry, Andrew Pettigrew, (1986) in their study entitled "The Practice of Strategic Human Resource Management", explores the developments in United States in the past few years. As with other high-sounding phrases in the management of people, first reactions are likely to divide between "let's have some of it" to "it won't work here", with the latter possibly predominating. K. Bharti (1989) "Human Resource Development practices in central public sector manufacturing sector" in her doctoral thesis researcher identified the key changes in the human resources development practices in the manufacturing sector and also examined HR practices and appraise the same in the light of HR policies. A study by Ostroff (1995)<sup>9</sup> clearly indicates that when human resource professionals perceive a higher quality of human resource practices, these firms have higher business results. Catherine Truss

(2001) in his study argues that the resource based view of human resource is overly rationalistic, unitarist and internally focused, compared with organizations from the sociological institutionalism perspectives. She contends that the more recent Complex Adaptive Systems perspective constitutes a more promising basis upon which to advance our knowledge in this area, since the I.T industry is an emerging industry and H.R practices in such an industry have to be necessarily strategic, dynamic and flexible in nature, considering the changing business environment. Dahlbom, P., Siikanen, N., Sajasalo, P., & Jarvenpaa, M. (2019) focus on how the HR function takes advantage of human resource analytics (HRA), including big data (BD), and discuss factors hindering HRA and data utilization. Moreover, the authors discuss the implications of the HRA-induced role transformation of the human resource (HR) function. Design/methodology/approach. Jain, P., & Jain, P. (2020). Understanding the Concept of HR Analytics, opined changing business dynamics, HR Analytics seems to be the potent isomorphic factor that the future corporate world is going to adopt. This study interprets the application of HR Analytics, the associated limitations in its implementation and the metrics to be considered to evaluate the readiness of an organization to adapt HR Analytics. Wingard, D. (2019) "Data-driven Automated Decision-Making in Assessing Employee Performance and Productivity: Designing and Implementing Workforce Metrics and Analytics" in this study observed despite the relevance of data-driven automated decision-making in assessing employee performance and productivity, only limited research has been conducted on this topic. Using and replicating data from Bright & Company, Corporate Research Forum, Deloitte, Management Events, McKinsey, and Top Employers Institute, researcher performed analyses and made estimates regarding current data practices at high-performing organizations (%) and the extent to which workers will be affected by hiring, displacing, contracting and retraining (%). The results of a study based on data collected from 4,300 respondents provide support for my research model. Using the structural equation modeling and employing the



probability sampling technique, researcher gathered and analyzed data through a self-administrated questionnaire. Noack, B. (2019) "Big Data Analytics in Human Resource Management: Automated Decision-Making Processes, Predictive Hiring Algorithms, and Cutting-Edge Workplace Surveillance Technologies" analyzed the outcomes of an exploratory review of the current research on big data analytics in human resource management. The data used for this study was obtained and replicated from previous research conducted by Bright & Company, Corporate Research Forum, Deloitte, HR Tech World, IBM, LinkedIn, Management Events, McKinsey, and Top Employers Institute. I performed analyses and made estimates regarding structural design changes to cope with the realities of shifting skill needs (%), levels of analytics readiness (%), and companies applying analytics in human resources by industry (%). Data collected from 4,800 respondents are tested against the research model by using structural equation modeling. Disha Sachdeva, et.al., (2005), "Employee opinion of human resource practices in Indian knowledge process outsourcing companies", International Journal of Indian Culture and Business Management, The study uses a structured questionnaire containing 54 pairs of importance-satisfaction items on select human resource practices and deploys importance-performance analysis as importance-satisfaction analysis. Career planning and development emerged as the top employee priority area demanding thoughtful analysis and consideration. Katou, A. A. and Budhwar, P. S. (2007), "The effect of human resource management policies on organizational performance in Greek manufacturing firms" This research investigates if human resource management (HRM) policies have an impact on organizational performance in the Greek manufacturing context. The research is based on a sample of 178 firms. Castanheira, F. and Chambel, M. J. (2010), in their study "Reducing Burnout In Call Centers Through H R Practices" entitled observed previous research on call centers has demonstrated that Human Resource (HR) practices can be related to employee stress; however, these studies did not examine the linking mechanisms underlying these associations. Ram Ch. Seetha, (2011), "Information Technology is an Effective Tool for Developing Human Resources: A Study on Selected Sections of Society in Visakhapatnam", Information is the most valuable asset for any organization or institute. The growth of the Internet has greatly influenced the case and speed with which information is shared. The outlined model is based on the studies surveyed by Ballinger, Cross and Holtom (2016) whose study posits how data acquired about the network structure of the employees can serve as a predictor for employee turnover rates. Similarly, the proposed model looks at how data acquired through various parameters can

affect employee performance, as outlined in Rich et al' (2010) study, and can be evaluated using analytics tools. As per the literature reviewed earlier, Puhakainen and Siponen's study evaluated the need for employees to be trained in the information systems security policies of the organisation in order to ensure that they comply with the prescribed policies. Roland K. Yeo, Jessica Li, (2011) this research study entitled "Working out the Quality of Work Life: A Career Development Perspective with Insights for Human Resource Management" aims to examine the importance of the quality of work life and its impact on career development from an organizational perspective, and provides insights into human resource management (HRM) practice. The study focuses on the quality of work that resides in the direct experience of organizational dynamics rather than the common understanding of work-life balance. Upasna Joshi., et al., (2012), "Human Resource Accounting System in Selected Indian Companies", Researcher in this study opined human resource may be seen as the most fundamental of all available resources to an economy or an organization. Human resources are energies, skills, talents and knowledge of people that are or can be potentially applied to the production of goods and services. Corporations cannot run by machines or systems alone, however smart those may be. Liu, L., Akkineni, S., Story, P., & Davis, C. (2020) observed Human Resource (HR) Analytics enables HRs to make strategic contributions and support managerial decisions. However, in most of the industry, HRs should have been on board with data analysis. There are several challenges: the HR data is messy and imbalanced, it is hard to harness both structured and unstructured data, some HR managers lack data mining skills and the lack of related empirical research that gives a detailed analytics guideline. The contribution of this study is that we develop a framework to support an industrial aluminum company to make the decisions and to improve strategy execution. The framework includes descriptive analysis, predictive analysis, and entity sentiment analysis. Researchers analyzed an industrial aluminum company's data and found some actionable issues. Then researchers employed machine learning algorithms to predict employees' turnover and found risk factors. Moreover, researchers applied the entity sentiment analysis on the unstructured data collected from employees' engagement survey. Leicht-Deobald, U., et al., (2019) identified an important challenge arising from the efficiency-driven logic of algorithm-based HR decision-making, namely that it may shift the delicate balance between employees' personal integrity and compliance more in the direction of compliance. Authors suggest that critical data literacy, ethical awareness, the use of participatory design methods,

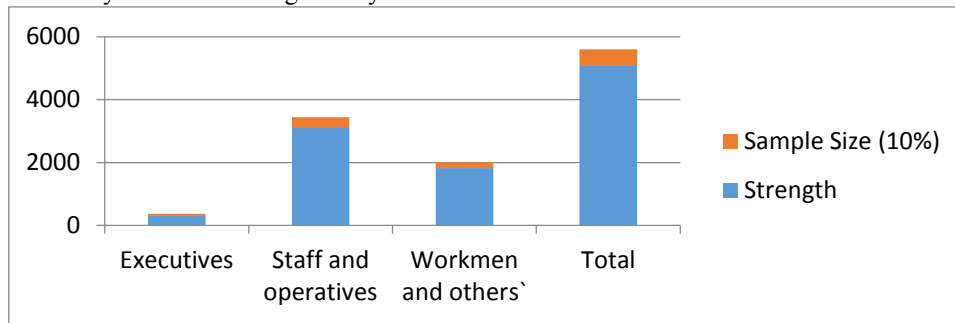


and private regulatory regimes within civil society can help overcome these challenges.

### RESEARCH METHODOLOGY

Research in common parlance refers to a search for knowledge. One can also define research as a scientific and systematic search for pertinent information on a specific topic. In fact, research is an art of scientific investigation. The Advanced Learner's Dictionary of Current English lays down

the meaning of research as "a careful investigation or inquiry especially through search for new facts in any branch of knowledge. Keeping in of the above objectives and methods of study the sample is drawn from different selected organizations i.e. 1. Executives 2. Staff and Operatives 3. Workmen. There are 330 employees in the executive category, 3125 employees belongs to staff and operatives the category, while 1824 employees belong to workmen category.



For HR analytical study purpose five dimensions been adopted, these attributes help to draw an analytical approach before and after process of the metrics involved. Here it is a difficult aspect to measure and study some of the components due to its qualitative nature. Each dimension indicates a directional significance towards a combination of factors. Every item is provided with five alternative responses on the pattern of the Likert's five-point scale.

1. Opinion on Awareness about Organizational Policies and Procedure
2. Opinion on Manpower Practices
3. Opinion on Human Resources Development Practices
4. Opinion on Compensation Management
5. Opinion on Human Relations

Cronbach's Alpha test is also conducted to find out internal consistency and reliability associated with scores or composite scores which can be derived using a scale or composite score. Cronbach's alpha is

a measure of internal consistency that is, how closely related a set of items as a group. For conceptual purposes, the formula for the standardized Cronbach's alpha is given below.

$$\alpha = \frac{N \cdot \bar{c}}{\bar{v} + (N - 1) \cdot \bar{c}}$$

### Limitations

Establishing rapport with the respondents posed a problem initially. During the collection of information, it was found that some respondents were rather hesitant and unsure in providing the desired information. Employees were hard pressed for time in view of the job demands and rigorous work schedule. Comparison of the metrics available with organization and data acquired from employees is a difficult task during the process of analytical view.



### Correlation of dimensions

Correlation						
		Organizational Policies and Procedure	Manpower Practices	Human Resources Development Practices	Compensation Management	Human Relations
Organizational Policies and Procedure	Pearson Correlation	1.00	-.491	.393	.094	-.437
	Sig. (2-tailed)		.263	.383	.841	.327
Manpower Practices	Pearson Correlation	-.491	1.00	-.709*	-.398	.116
	Sig. (2-tailed)	.263		.032	.288	.670
Human Resources Development Practices	Pearson Correlation	.393	-.709*	1.00	.215	-.099
	Sig. (2-tailed)	.383	.032		.578	.799
Compensation Management	Pearson Correlation	.094	-.398	.215	1.00	-.490
	Sig. (2-tailed)	.841	.288	.578		.181
Human Relations	Pearson Correlation	-.437	.116	-.099	-.490	1.00
	Sig. (2-tailed)	.327	.670	.799	.181	

Correlation is significant at the 0.05 level (2 tailed).

### Factor Analysis:

#### Descriptive Statistics

Dimension	Mean	Standard Deviation
Organizational Policies and Procedure	2.2950	0.6064
Manpower Practices	2.1491	0.6063
Human Resources Development Practices	1.9582	0.4938
Compensation Management	2.1550	0.6293
Human Relations	2.0809	0.5463

Sl. No	Statement Description	Mean	Std. Deviation	Number
1	I am aware of Vision, Mission and core values of the organization	2.22	0.533	529
2	I am aware about organizational policies	2.32	0.582	529
3	I am aware of organizational business plan and business model	2.06	0.473	529
4	Human Resource Policies and Practices are aimed at meeting the individual and organizational objectives	2.13	0.601	529
5	Organizational policies ensures transparency	2.78	0.954	529
6	Organizational Policies aim at securing employee contribution for organizational growth	2.14	0.515	529
7	Human Resources planning is done depending upon the size and organizational structure	1.89	0.718	529
8	Manpower practices aim at recruit and retain the best talent	1.8	0.696	529
9	Manpower policy is formulated keeping at view of current and future requirements	2.56	0.803	529
10	Job Analysis is done to asses job requirements	2.43	0.8	529
11	Job Analysis practices consists of all information relating to job	2.02	0.66	529
12	Job description is clearly spelt to all employees	2.24	0.577	529



13	Recruitment is based upon the job specification and job evaluation	2.19	0.541	529
14	Organization believes human resources as vital aspect for its` success or failure	2.12	0.456	529
15	Talent Pools is built to address longer-term recruitment issues	2.06	0.511	529
16	Recruitment practices ensure compliance with Equal Employment Opportunity	2.00	0.712	529
17	Recruitment practice helps in developing positive image of the candidate and organization	1.89	0.616	529
18	Recruitment practices ensure transparency among applicants	2.56	1.021	529
19	Both internal and external sources are taken into consideration in recruitment	2.15	0.734	529
20	Selection of the candidate is based upon the suitability of applicant for the job	2.19	0.623	529
21	Selection is done after the test and interview process	2.05	0.503	529
22	Proper induction of the selected candidate is made after the process of socialization / probation	2.08	0.602	529
23	Organization believe in human resources development as key aspect for its` success	2.19	0.524	529
24	Employees are helped to strengthen their knowledge and skills through training	2.12	0.443	529
25	Organization have a separate training department	1.03	0.172	529
26	This organization provided with training opportunities in order to enable employee to extend range of skills and abilities.	1.94	0.589	529
27	Human resources development is a continuous process in the organization	2.11	0.583	529
28	All possible methods are used in training programs and evaluated at the end of the training session	2.21	0.578	529
29	Training & development programs are conducted at every level to sharpen skills and abilities of the employees	2.06	0.508	529
30	Employee empowerment is encouraged in the organization	1.96	0.608	529
31	When compared to other organizations in the city, the employees in our organization are being paid reasonable wages/salaries	1.93	0.585	529
32	Employees are satisfied with the current practices of compensation	2.62	0.954	529
33	Salary is based on the level of performance	2.07	0.574	529
34	Equitable pay differentials is shown basing upon the nature of job	1.98	0.545	529
35	Pay incentives such as bonus is an important part of the compensation strategy in our company.	2.18	0.636	529
36	Pay incentives are designed to provide a significant amount of an employees' total earnings in this company	2.36	0.762	529
37	Pay incentives such as profit sharing is an important part of the compensation strategy in our company.	2.02	0.534	529
38	Fringe benefits are fair when compared to what staff doing similar work in other organizations.	2	0.469	529
39	Performance appraisal system is effective in the organization	2.2	0.567	529
40	Performance rating is effectively done in the organization	2.05	0.516	529
41	Performance appraisal is based on an objective to asses employees` overall performance and is not based on favoritism	2.1	0.634	529
42	The top management is willing to invest a considerable part of their time and other resources to ensure the development of employees	2.14	0.595	529
43	People lacking competence in doing their jobs are helped to	1.99	0.504	529





	acquire competence			
44	The top management of this organization makes efforts to identify and utilize the potential of the employees	1.99	0.609	529
45	Promotion decisions are based on the suitability of the promotee rather than on favoritism	2	0.577	529
46	Employees in our organization do not have any fixed mental impressions about each other	2.28	0.739	529
47	Employee grievance is identified at the initial phase in the organization	2.12	0.577	529
48	Proper grievance procedure is followed in the organization	1.91	0.545	529
49	Proper disciplinary action is taken according to the procedural norms	2.14	0.512	529
50	Management no longer considers trade union as road blocks	2.16	0.565	529
51	Industrial peace and harmony is maintained in the organization	2	0.496	529
52	Concept of collective bargaining is no longer an issue for management	2.02	0.48	529
53	Working conditions ensure healthy working conditions	2.1	0.522	529
54	Safety measures are satisfactory in the organization	2.01	0.485	529
55	This organization ensures employee welfare to such an extent that the employees can save a lot of their mental energy for work purposes	2.02	0.511	529
56	Health, Safety and Welfare are the prime concerns of the organization	2.12	0.568	529
57	Quality of work life practices ensure the participation from all levels seeking organizational effectiveness through human dignity and growth	2.04	0.471	529
58	Employee separation is linked with employment conditions in the organization	2.05	0.605	529
59	Human resources audit and accounting practices are effective in the organization	2.2	0.588	529
60	Human resources information system enables top management to track information on employees	1.97	0.447	529
Average Mean and Std. Deviation		2.1045	0.5901	529

### MAJOR FINDINGS OF THE STUDY

- Findings also revealed that there is a significant difference in opinion score between Managers and Workmen, Staff and Workmen. While, there is significant difference in the opinion score between Managers and staff.
- The workers have expressed a different opinion when compared to executives and staff and operative.
- The average value of Human Resources Development Practices is smaller than the remaining dimensions which show that the respondents opined in a highly positive way with regard to this dimension when compared to other dimensions.
- The dimension of Organizational Policies and Procedure is indicating a greater average value which implies the modest positive opinion of the respondents indicating the managements of both the industries have to communicate their core objectives, policies and procedure to all levels in the respective organizations.
- Further analysis indicates the perceptions of the respondents with regard to the statement that “Human Resource Policies and Practices are aimed at meeting the individual and organizational objectives”. A whopping more than 80% of the respondents are satisfied with the HR policies and practices.
- The results of the study indicate that the organizational policies are transparent and aims at securing employee contribution, transparency of policies are crucial indicator of organizational success.
- Results from analysis suggest that selected industries are able to recruit and retain the best talent and manpower policies and aims at current and future needs. The study further reveals that the in time job analysis is done to asses job requirements and job analysis consists of every prime aspect.



- Regarding the recruitment practices it is evident from analysis that recruitment is based upon the job specification and job evaluation and proper selection process is followed by the selected industries.
- Majority of the respondents are of the opinion that the selected organization believes that human resources acts as a vital aspect for success or failure. Pooling of human resources is an evident in the form of talent pools. The selected organizations do comply with the equal employee opportunities.
- It is evident from the analysis that compensation is fairly based upon the level of performance, justifiable pay differentials are followed by both the companies. A preponderance of respondents is satisfied with the pay incentives and fringe benefits.
- Majority of the respondents felt that the top management is willing to invest a considerable part of its time and other resources to ensure the development of the employees.

## SUGGESTIONS

- It may be suggested that proper alignment of individual and organizational goals should be made.
- Misconception about the organizational policies exists in the lower level employees. Hence it is suggested that the senior management should communicate with them in the best possible manner.
- Management is the process of efficiently achieving the objectives of the organization with and through people, hence it advised to align human resources at all levels.
- It should be noted that the human resources or human capital of an organization play a strategic role in its success and are a major source of competitive advantage. Implement effective performance management systems. Highly engaged employees place a great deal of importance on having a performance management process that effectively assesses, recognizes and rewards employees.
- Taking steps to implement key HR practices, companies can add to employee engagement and retention, and, as a result, improve their competitiveness in the growing market, facilitating them to address rapidly changing market conditions and nurture a pool of talent that will give them the capabilities they need in the future.
- The culture of the selected organizations is partly satisfactory. Hence it is suggested that the management should take necessary

steps to make the culture of the organization much better.

- Bonus must be designed in such a way that employees recognize that there is no payout unless the company achieves a certain level of profitability. Never pay out bonus without measuring performance, unless it is a statutory obligation.
- Each employee should have well clear reporting relationships. Self-rating as a part of evaluation process empowers employees. Evaluation becomes fairer if it is based on the documentation of periodic counseling & achievements of the employee, tracked over the year.

## CONCLUSION

Over the last twenty years, the workforce has changed dramatically in terms of age, gender, ethnic and racial composition, family structure, and job expectations. Consequently, such social developments have significant impacts on the nature and operations of organizations. In today's business environment human resources emerge to be less committed to their respective organizations. An employer cannot assure the stability and prolonged the existence of corporate career paths or the job security of employees' jobs. Overall, influential and unstable market forces have overwhelmed non-market institutional structures, resulting in decreased employee commitment and increased flexibility of employment. Organizations develop human resource policies that indisputably reflect their beliefs and principles and the relationship between management and employees, or they may merely devise, policies that deal with existing problems or requirements. These practices include recruitment and selection, training and development, performance management, remuneration systems, occupational health and safety, industrial relations, Human Resource Information System, impact of labor legislations. Having right human resources practices in place in time and by focusing on the four 'Cs' – Connect, Communication, Culture and Capabilities, the selected organizations can become the leaders in human resources practices. Human resources is about developing and managing knowledge, skills, creativity, aptitude and talent and using them optimally. It also focuses on managing physical and emotional capital of employees. Considering the details involved, the scope of HRM is broadening with every passing day. It covers but is not limited to HR planning, recruitment and selection, training and development, payroll management, rewards and recognition, Industrial relations, grievance handling, legal procedures etc.



## REFERENCES

1. Bredin, K. (2008). *Human Resource Management in Project-Based Organisations Challenges, Changes, and Capabilities*. Linköping: Department of Management and Engineering, Linköping University.
2. Kaufman, B. E. (2007). *The development of HRM in historical and international perspective*. New York: University Press.
3. Beer, M., Spector, B., Lawrence, P. R., Mills, O. N., & Walton, R. E. (1984). *Managing Human Assets*. New York: Free Press.
4. Boxall, P., & Purcell, J. (2000). *Strategic human resource management: where have we come from and where should we be going?* *International Journal of Management Reviews*, 2 (2), 183-203.
5. Beer, M., Spector, B., Lawrence, P. R., Mills, D.Q., Walton, R. E. (1984), *A Conceptual View of HRM*. In *Managing Human Assets*. Free Press, New York.
6. Devanna, M.A., Fombrun, C.J., Tichy, N.M. (1984) 'A Framework for strategic human resource management', in Fombrun, C.J., Tichy, M. M. and Devanna, M.A. (eds) *Strategic Human Resource Management*, John Wiley, New York.
7. Guest, D. (1997) 'Human resource management and performance: a review and research agenda' *International Journal of Human Resource Management*, Vol. 8, No. 3, pp.263-276.
8. Tripathi P.C (1999) *Personnel Management and Industrial Relations*, Sultan Chand & Sons. New Delhi.
9. Smitha Das (2008) "Employee Training Effectiveness. A Strategic way to success". Article published on 24-08-2008 in *management-paradise.com*.
10. Novicevic, M., & Harvey, M. (2001). *The changing role of corporate HR function in global organizations of the twenty-first century*. *International Journal of Human Resource Management*, 12, 1251 - 68.
11. Barmeyer, C., & Davoine, E. (2008). *The intercultural challenges of the transfer of codes of conducts from the USA to Europe - Exploring the competencies facilitating the transfer process from US-American Headquarters to French and German subsidiaries*. EGOS Conference, University of Amsterdam.
12. Tayeb, M. (2005). *International Human Resource Management. A Multinational Company Perspective*. Oxford: Oxford University Press.
13. Ulrich, D and Brockbank, W (2005b) *Roll call, People Management*, 16 June, pp 24-28
14. Mac Duffie, J. (1995b). 'Human resource bundles and manufacturing performance: organisational logic and flexible production systems in the world auto industry.' In *Industrial and Labor Relations Review*, v48, pp. 197-221.
15. Chris Hendry, Andrew Pettigrew, (1986) "The Practice of Strategic Human Resource Management", *Personnel Review*, Vol. 15 Iss: 5, pp.3 - 8.
16. K. Bharti, (1989), "Human Resource Development practices in central public sector manufacturing sector" thesis submitted under the guidance of Dr. C.G. Vaidya.
17. Hem C. Jain, (1991) "Is There a Coherent Human Resource Management System in India?", *International Journal of Public Sector Management*, Vol. 4 Iss: 3, pp.18 - 30
18. Snell S.A and Dean J.W (1992): "Integrated manufacturing and human resource management: A human capital perspective". *Academy of Management Journal*, 35: pp467-504.
19. Dahlbom, P., Siikanen, N., Sajasalo, P., & Jarvenpää, M. (2019). *Big data and HR analytics in the digital era*. *Baltic Journal of Management*.
20. Jain, P., & Jain, P. (2020). *Understanding the Concept of HR Analytics*. *International Journal on Emerging Technologies*, 11(2), 644-652.
21. Wingard, D. (2019). *Data-driven Automated Decision-Making in Assessing Employee Performance and Productivity: Designing and Implementing Workforce Metrics and Analytics*. *Psychosociological Issues in Human Resource Management*, 7(2), 13-18.
22. Noack, B. (2019). *Big Data Analytics in Human Resource Management: Automated Decision-Making Processes, Predictive Hiring Algorithms, and Cutting-Edge Workplace Surveillance Technologies*. *Psychosociological Issues in Human Resource Management*, 7(2), 37-42.
23. Liu, L., Akkineni, S., Story, P., & Davis, C. (2020). "Using HR Analytics to Support Managerial Decisions: A Case Study" In *Proceedings of the 2020 ACM Southeast Conference*, pp. 168-175.
24. Leicht-Deobald, U., Busch, T., Schank, C., Weibel, A., Schafheite, S., Wildhaber, I., & Kasper, G. (2019). *The challenges of algorithm-based HR decision-making for personal integrity*. *Journal of Business Ethics*, 160(2), 377-392.
25. Rajeev D. Sharma, (1992) "Management Training in India: Its Nature and Extent", *International Journal of Manpower*, Vol. 13 Iss: 2, pp.41 - 54.
26. Arthur J.B. (1994): "Effects of human Resource Systems on manufacturing performance and turnover" *Academy of Management Journal*, Vol. 37 No. 3, pp.670 - 687.
27. Rachid Zeffane, Geoffrey Mayo, (1994) "Rightsizing: The Strategic Human Resource Management Challenge of the 1990s", *Management Decision*, Vol. 32 Iss: 9, pp.5 - 9.
28. Bhide.P.V, (1995), "HRD for shop floor Employee involvement in TQM: The union carbide experience", in Rao.T.V, Siveria D.M, Srivastava C.M and Rajendra vidya sagar (Ed), *HRD in the new economic environment*, Tata McGraw-Hill Publishing Co. Ltd, New Delhi, , pp 376-384.
29. Ostruff C, (1995), "SHRM/ICCH Survey "Human Resource Management" 35(6) pp1- 12.
30. Becker. B.E. & Huselid., M.A. (1996): "Methodological issues in cross sectional and panel estimates of the Human Resource firm



- performance” *Academy of Management Journal*, 38: 635-672.
31. Mueller, F. (1996), “Human Resources as Strategic Assets: An Evolutionary Resource-Based Theory”. *Journal of Management Studies*, pp757-785.
  32. Pfeffer J. (1994) “Competitive advantage through people: unleashing the power of the workforce”, Boston, M.A: HBS Press.
  33. *The Advanced Learner’s Dictionary of Current English*, Oxford, 1952, p.1069.
  34. Angrave, D., Charlwood, A., Kirkpatrick, I., Lawrence, M., & Stuart, M. 2016. *HR and*
  35. *Analytics: why HR are set to fail the big data challenge*. *Human Resource Management Journal*, 26(1), pp1-11.



# STAGES OF SOCIO-ECONOMIC DEVELOPMENT OF UZBEKISTAN DURING THE YEARS OF INDEPENDENCE

**Tursunov Jovli Narzulloyevich**

Candidate of Historical Sciences,  
Faculty of Law,  
Termez State University

## ABSTRACT

*This article discusses the transit opportunities of the Republic of Uzbekistan within Central Asia have a favorable economic and geographical position which plays a very important role in the mutual integration of sub-regional countries. Our republic has natural resources that create great opportunities for the formation and development of a diversified national economy. And it is worth noting that the mineral resource potential of our country deserves special attention.*

**KEY WORDS:** "Uzbek model", Navoi, Tashkent, Kashkadarya, Bukhara, mineral resource, vegetable growing, horticulture, international trade and economic,

## INTRODUCTION

During the years of independence, the Republic of Uzbekistan has made great strides in socio-economic development. Even during the global financial and economic crisis of 2008-2009, the national economy of Uzbekistan was one of the fastest growing in the world. Since 2010, the annual growth rate of Uzbekistan's GDP has been at least 8%. At the heart of these positive results, recognized by experts of the world community, is the huge potential of socio-economic development of the country and targeted reforms based on the "Uzbek model" of transition to a market economy in our country. The transit potential of the Republic of Uzbekistan within Central Asia has a favorable economic and geographical location and plays a very important role in the mutual integration of sub-regional countries. At the same time, our republic has natural resources that create great opportunities for the formation and development of a diversified national economy.

## MATERIALS AND METHODS

First of all, the mineral resource potential of our country is noteworthy. A total of 2,700 deposits of about 120 types of minerals have been discovered in Uzbekistan. In particular, Uzbekistan ranks 4th in the world in terms of gold reserves, 7th in terms of uranium, 8th in terms of molybdenum and 10th in terms of copper. Natural gas is the most important fuel and energy resource, and Uzbekistan ranks 14th in the world in terms of its reserves. Noru is one of

the world's leading producers of potassium salts and phosphoresces. The largest deposits of various minerals are rich in Navoi, Tashkent, Kashkadarya, Bukhara regions and the Republic of Karakalpakstan. This means that the huge reserves of mineral resources create ample opportunities for the development of non-ferrous metallurgy, fuel, chemical and building materials industries in our country.

Our country has agro-climatic resources that create favorable conditions for agricultural development. Cotton growing and horticulture in Uzbekistan is due to the length of the growing season, the abundance of hot and sunny days. High-income agricultural sectors such as viticulture, vegetable growing, and horticulture are developing intensively. However, due to the fact that agriculture is mainly developed through artificial irrigation, the agriculture of the republic is strongly dependent on water resources. Tashkent, Andijan, Surkhandarya and Samarkand regions are relatively well supplied with this type of natural resources. The situation in Navoi, Bukhara and the Republic of Karakalpakstan, which are located in the west of the country and are dominated by deserts, is much more complicated. However, despite the lack of water resources in our regions, Uzbekistan ranks 11th in the world in terms of irrigated land.

The population and labor resources of Uzbekistan are also the foundation of the country's socio-economic development. The population of our republic is constantly growing. The population of the republic increased from 20.2 thousand people in 1990





to 32.1 thousand people in 2017. In the post-2010 period, the birth rate in Uzbekistan was 23-24 per 1,000 people, the death rate was 5-6, and the natural increase was 18, or 1.8 percent, respectively. is happening.

However, due to the fact that the migration balance is at a minimum negative level (-0.1-0.2%), the overall population growth rate is 1.6-1.7%. Over a short historical period, Uzbekistan has gradually and successfully solved such complex tasks as the introduction of international trade and economic relations, improving the structure of the national economy, industrial development, ensuring food, energy and transport security of the country. In the dynamics of GDP growth of the Republic can be divided into 3 periods. The first is the economic downturn of 1991-1996. This was mainly due to the breakdown of the system of territorial division of labor within the former Soviet Union, the cooperation between the sectors of the Uzbek economy and the economy of other republics.

The second phase, 1997-2003, was a period of stabilization of the national economy and the beginning of GDP growth. The third period began in 2004 and continues to this day. Over the years, Uzbekistan's GDP has been growing at a rate of not less than 8.0%. There have also been significant changes in the structure of our national economy. First of all, it is noteworthy that the share of industry in GDP has grown significantly. In 1995, industry accounted for 17.1 percent of GDP, but in 2014 the figure rose to 26 percent. The share of agriculture in the national economy is respectively, decreased from 28.1 percent to 17.6 percent. The structure of the industry has also changed significantly. The role and importance of electricity, fuel, chemicals, non-ferrous metallurgy, machinery and other heavy industries in the republic's industry has grown, and the share of light industry, which determines the specialization of the republic in the pre-independence period, has almost tripled. The volume of industrial production in Uzbekistan has been growing steadily since the beginning of 2000, and the growth rate of the processing industry is several times higher than that of the extractive industry.

## RESULTS AND DISCUSSIONS

As a result, in 2016, the leading position in the structure of the country's industry was occupied by machine-building products with a share of almost 20%.

In recent years, Uzbekistan has developed the automotive, microelectronics, potassium fertilizers and soda, pharmaceutical, sugar and other industries. Very large enterprises have been launched in the oil and gas chemical industry. In the post-2010 period, the Topalang HPP, Ustyurt Gas Chemical Complex, Khandiza Mining and Metallurgical Combine, Dehkanabad Potash Plant, Khorezm Automobile Plant, Zafarabad Cement Plant and other important

production facilities have been completed. To date, Uzbekistan has a strong industrial production potential. Our country is one of the leading producers of gold, uranium, natural gas, cadmium, molybdenum, sulfuric acid, nitrogen fertilizers, fabrics, cars and other products in the CIS and the world. The regional structure of Uzbek industry has also changed. For example, in the late 1980s, the city and region of Tashkent accounted for 50 percent of the country's gross industrial output, while today these regions account for 30 percent. In turn, due to the establishment of a number of new enterprises, the share of Andijan, Kashkadarya, Navoi, Bukhara, Jizzakh regions and the Republic of Karakalpakstan in the country's industry has increased significantly. This means that the number of industrial centers in Uzbekistan is growing. Uzbekistan's agriculture has also undergone significant changes. The priorities of the early agricultural reforms were to end cotton monopoly, achieve grain independence, and develop private farms and dehqan farms. Due to the sharp reduction in the area under cotton, the area under grain has increased 1.5 times. As a result, the gross yield of wheat in Uzbekistan increased by 3.5-4 times, and in a short time the country gained grain independence.

In addition, great attention was paid to the development of agricultural sectors such as vegetable growing, potato growing, horticulture, viticulture, dairy farming, which play an important role in ensuring food security of the country. As a result, during the years of independence, the yield of cotton decreased from 5.5 thousand tons to 3.4 thousand tons, vegetables - 2.5 times, potatoes - 6 times, fruits - 4 times, grapes - 2.5 times, meat and milk production - 2 times. Today, Uzbekistan is one of the world's leading producers and exporters of grapes, melons and some fruits. In addition, the traditional agricultural sectors of Uzbekistan - cotton, silkworm, karakul - have not lost their importance. In particular, as of 2016, the country ranks 6th in the world in terms of gross cotton harvest, 3rd in terms of exports, 6th in terms of silk production, and the production of astrakhan leather. and in 2nd place. Significant results have also been achieved in the development of the transport system. The most important of these is the achievement of the integrity of the republic's railway transport system. Given the fact that the territory of Uzbekistan stretches for hundreds of kilometers from northwest to southeast, and the state borders in a unique way through mountain ranges and vast deserts, this issue is of strategic importance. We are sure that The territory of Surkhandarya region is connected with the single railway network of Uzbekistan with the construction of Tashguzor Boysun Kumkurgan, Khorezm region and the Republic of Karakalpakstan Uchkuduk - Miskin Nukus, Fergana Valley Angren - Pop landi. As a result, the transport security and independence of our country have been ensured. The Konimex-



Miskin railway, which connects Navoi and Bukhara regions with the Republic of Karakalpakstan for a relatively short distance, and the railway from Urgench to Khiva, an international tourist center, are currently under construction. In addition, significant work has been done in Uzbekistan to electrify the railways and build high-speed train routes. In particular, the Tashkent-Samarkand high-speed train Afrosiyob, the Tashkent-Karshi route Nasaf, and the Tashkent-Bukhara Sharq train have been launched. Electrification of the Karshi-Termez, Karshi-Kitab and other railways has already begun. Upon completion, the geography of high-speed train routes in the country is expected to expand.

Also, in order to realize the transit potential of economic and geographical space through the connection of regional transport systems in different parts of Eurasia, to have reliable access to the seaports of the Republic of Uzbekistan in several directions, Turkmenistan, Kazakhstan is establishing comprehensive cooperation with countries such as the Russian Federation, Khilai, Azerbaijan, Georgia, Iran and Oman. The first Termez Mazar-i-Sharif railway in Afghanistan, built with the help of our country, was the first step in creating the shortest transport outlet from Uzbekistan to the world's ocean ports in the southern direction. Unfortunately, the instability of the geopolitical situation in Afghanistan has indefinitely suspended the construction of transport routes from the country to the Indian Ocean. Extensive work in the transport system is an integral part of efforts to further develop the country's foreign economic relations. The Russian Federation, China, Kazakhstan, the Republic of Korea, Turkey and European countries are among the most important trade partners of the Republic of Uzbekistan, which has established foreign economic relations with about 140 countries. The development of the transport system will allow expanding the foreign economic activity of the republic in new geographical directions.

The structure of the republic's exports has undergone significant changes during the years of independence. At the time of independence, the share of cotton fiber in the country's exports was 60%. In subsequent years, that number has steadily declined, dropping to 5 percent by 2016.

## CONCLUSION

In conclusion, it should be noted that the role of energy sources (primarily natural gas), non-ferrous metals, food and textiles, chemical products, automobile production in the structure of domestic exports has grown significantly.

In recent years, a number of free economic zones (FEZ) have been established in the country at the initiative of the Government of the Republic in order to increase the industrial production and export potential of the regions, to attract more foreign industry to our national economy in regions such as

"Navoi", "Angren", "Jizzakh" (with a branch in Syrdarya region), later in "Hazarasp" of Khorezm region, "Gijduvon" in Bukhara region, "Urgut" in Samarkand region and "Kokand" in Fergana region as well. Hundreds of new production projects with the participation of domestic and foreign investors are being implemented in these regions.

## REFERENCES

1. *Constitution of the Republic of Uzbekistan. -T. : Uzbekistan, 2017.*
2. *"Actions for further development of the Republic of Uzbekistan Decree No. PF-4947 on "Strategy" // Uzbekistan: Collection of Legislation of the Republic of Kazakhstan, No. 6, 2017.*
3. *Measures for further development of the higher education system of the President of the Republic of Uzbekistan on April 20, 2017*
4. *Resolution No. 18 (778). - T. : Uzbekistan, 2017*
5. *Karimov I.A. Further development and modernization of our country on the road to continuing to do so resolutely. Volume 21 -T. : Uzbekistan, 2013.*
6. *Karimov I.A. Our motherland is on the path to happiness and a great future service is the highest happiness. -T. : Uzbekistan, 2015.*
7. *Mirziyoev Sh. Free and prosperous, democratic state of Uzbekistan together. -T. : Uzbekistan, 2016. 56 p.*
8. *Mirziyoev Sh. Critical analysis, strict discipline and personal Responsibility should be a daily rule of every leader. T. : Uzbekistan, 2017. 56-p.*



# STATISTICAL REGULARITIES OF THE LOCATION OF GOLD OBJECTS IN THE DOMESOZOIC STRUCTURAL AND FORMATION COMPLEXES OF UZBEKISTAN

**Koloskova S.M.**

Chief Researcher,  
State Enterprise "Institute of Mineral Resources",  
candidate of geological and mineralogical sciences,

**Movlanov J.J.**

Director of the Center for Geoinnovation Technologies of the University of geological sciences, Doctor of Philosophy (PhD) in Geological and Mineralogical Sciences, State Committee for Geology of the Republic of Uzbekistan,  
Tashkent, Uzbekistan

## ANNOTATION

*In the last 15-20 years, the problems of increasing the efficiency of forecasting during regional geochemical works, interpretation and assessment of different-rank ore-generating geochemical anomalies in complex landscape-geological conditions, geochemical zoning of territories have been given much attention in publications of leading geochemists of the Commonwealth of Independent States countries. At the same time, the technologies of geochemical zoning have not yet been regulated in Russia; in Uzbekistan, a small number of works have been carried out in this direction in the last 20 years. Application of advanced innovative technologies for the interpretation of geochemical information: methods for the isolation and interpretation of informative geochemical signals in conditions of high interference (closed and semi-closed territories); methods for geometrization of productive anomalous geochemical fields by structural and concentration geochemical characteristics, assessment of ore-formational affiliation and predicted resources of expected ore objects.*

**KEYWORDS:** *geochemistry, metallogenic province, metallogenic region, pre-Mesozoic basement, mountainous and foothill areas, geochemical halos and anomalies, forecast, geochemical map, predictive metallogenic analysis of minerageny, ore content, minerals, chromites, promising positions.*

## DISCUSSION

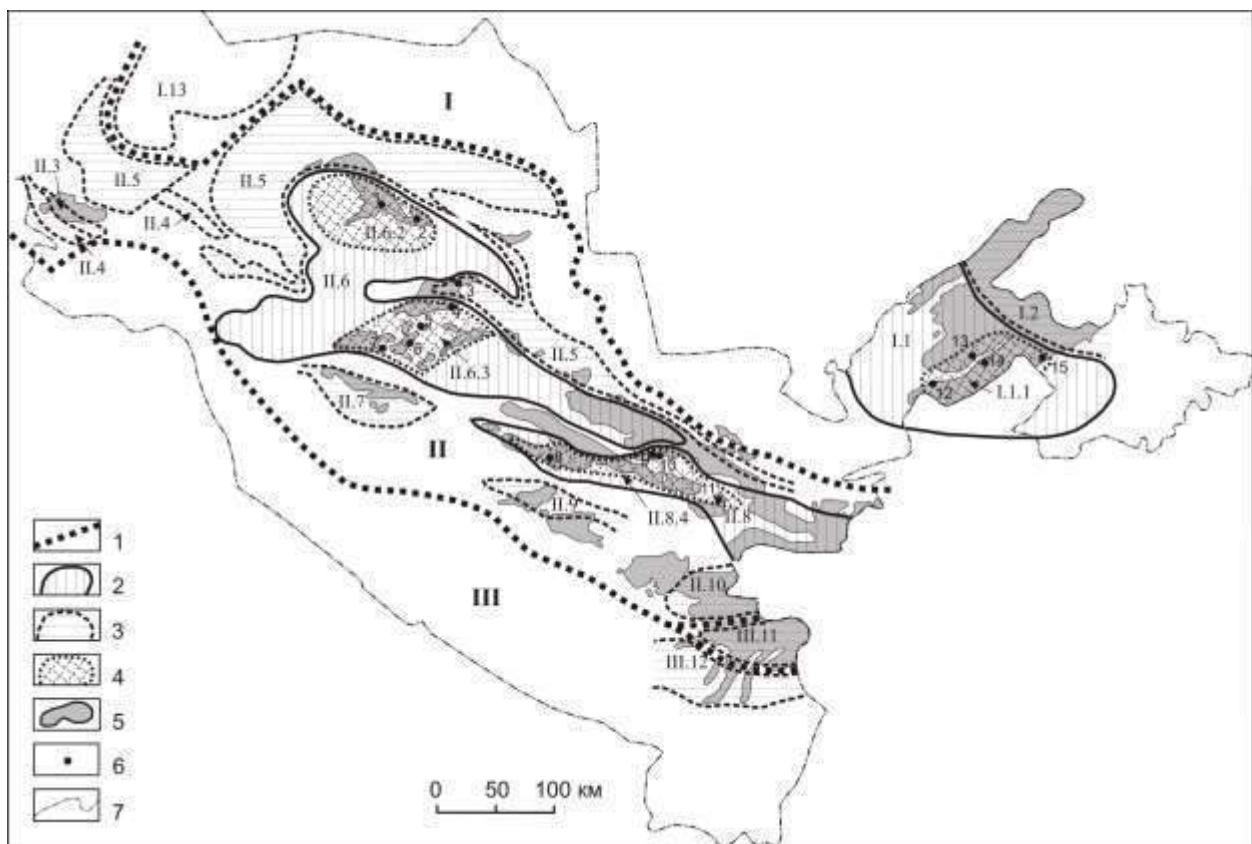
In the process of predictive metallogenic analysis for gold from the standpoint of plate tectonics, a database was created on 345 gold and gold-bearing objects of the Republic of Uzbekistan, formed by various geodynamic processes, including: 69 deposits, 216 ore occurrences with unclear prospects and 60 ore occurrences, which received a negative assessment. The results of geological exploration. Metallogenic zoning of the Republic of Uzbekistan for endogenous gold mineralization was based on a geodynamic map at a scale of 1:500.000 (to E.R.Bazarbaev, A.A.Zemlyanov, 1997). Three gold-bearing metallogenic provinces – Centrally Tien Shan, South Tien Shan, Southwest Tien Shan - in geodynamic structures correspond to the Kirghiz-Kazakhstan microcontinent, sedimentary formations of the Turkestan and Ural paleo-oceanic spaces (nappe-fold area), Karakum-Tajik metallogenic zones reflect the ore-geochemical specialization of large blocks for gold (Fig. 1). 14 metallogenic zones were identified, three of them with intensive gold

mineralization (Kuramin, Kyzylkum, Zarafshan-Turkestan), 11 metallogenic zones with extensive gold and gold-bearing mineralization. Three metallogenic zones in the Centrally Tien Shan metallogenic provinces are represented by magmatic arc mega blocks - these are areas of areal volcano-plutonic activation on the active continental margin. In the South Tien Shan metallogenic provinces, eight metallogenic zones are identified in the volume of covers formed in various geodynamic settings. In the Southwestern Tien Shan metallogenic provinces, three metallogenic zones are confined to the structures of the nappes of the paleocean, back-arc rifting, and microcontinent. There are four gold ore regions within the metallogenic zones of intensive gold mineralization - Angren, Bukantau, Centrally Kyzylkum, Nurata.

For each metallogenic provinces, the general and individual features of metallogeny, a certain evolutionary sequence of the manifestation of gold and gold-bearing formations and age regression series (systems) of ore formations with industrial gold mineralization were established. In the Mid-

Tien-Shan metallogenic provinces (Chatkalo-Kuramin region), a number of researchers consider two stages of the formation of industrial gold mineralization (Zavyalov G.E., Islamov F.I., Arapov V.A., etc.) one age series of gold-bearing formations (Horvat V.A., Klempert S.Ya., Rakhmatullaev Kh.R., Bertman E.B. and others). In the Southwest Tianshan metallogenic provinces (South Uzbekistan region), two families of ore formations have been identified, with which gold mineralization is associated (Terletsky O.G., Dzhanatuganov N.I.). Statistical data on the distribution of deposits and ore occurrences of gold by ore-formational affiliation within the metallogenic provinces indicate that the predominant part of gold ore objects is concentrated in the South-

Tianshan (ore formations 7-14) and Central Tien Shan (ore formations 1-6) metallogenic provinces, extensive gold content is characterized by the Southwest Tien Shan (ore formations 15-19) with an approximate ratio of the areas of outcrops of pre-Mesozoic rocks of 4:2:1. The main part of the industrial gold resource of the Mid-Tien-Shan metallogenic provinces is concentrated in porphyry copper and volcanogenic-hydrothermal deposits, in the South Tien Shan - in plutonic-hydrothermal (rare metal-gold and arsenic-gold ore vein-vein formation) and metamorphic arsenic-vein-vein formations (gold-vein-vein formation) deposits. There is a significant number of underexplored gold ore occurrences.



**Fig. 1. - Scheme of metallogenic zoning of endogenous gold mineralization in Uzbekistan** (according to Golovanov I.M., Horvat V.A., Koloskova S.M., Zavyalov G.M., Rakhmatullaev Kh.R., Dzhanatuganov N.I., etc., 1997).

1-4 - metallogenic subdivisions and their numbers (the first digit is a metallogenic province, the second is a metallogenic zone, the third is a gold-ore region): 1 - metallogenic provinces (I - Mid-Tien-Shan or Kirghiz-Kazakhstan, II - South Tien Shan or Turkestan, III - Southwest Tien Shan or Karakum-Tajik), 2 - metallogenic zones of intensive gold mineralization (I.1 - Kuramin, II.6 - Kyzylkum, II.8 - Zarafshan-Turkestan, 3 - metallogenic zones of extensive gold and gold-bearing mineralization (I.2 - Chatkal, II.3 - Sultanuvai, II.4 - Sheikhdzheilin, II.5 - Turkestan-Alai, II.7 - Kuldzhuktau, II.9 - Katarmay-Yagnob, II.10 - Chakylkalyan, III.11 - Gissar, III.12 -

Baysun, I.13 - Potential Beltau), 4 - gold ore areas (I.1.1 - Angren, II.6.2 - Bukantau, II.6.3 - Central Kyzylkum, II.8.4 - Nurata); 6 - gold and gold complex deposits (1 - Kokpatas, 2 - Tour bai, 3 - Tamdybulak, Balpantau, 4 - Murantau, Mutenbay, 5 - Amantaytau, 6 - Daugyztau, High-voltage (Au-Ag) 7 - Adzhibugut, 8 - Sarmich, 9 - Guzhumsay, Intermediate, 10 - Charmitan, 11 - Marjanbulak, 12 - Kalmakyr, Dalnee (Au-Cu), 13 - Kyzylalmasay, 14 - Kochbulak, 15 - Chadak); 7 - border of the Republic of Uzbekistan.





The patterns of location of gold ore objects in various geodynamic settings of the development of the lithosphere of Uzbekistan are presented in statistical data demonstrating the spatial distribution of the class of industrial objects (69 gold deposits) and indicator mineralization (60 ore occurrences that received a negative assessment according to the results of geological exploration) relative to certain structural and formational complexes of rocks, major and minor tectonic structures. A structural-formational complex is understood as a set of geological formations and tectonic elements that have formed in a specific geodynamic setting.

The distribution of positive and negative standards of gold ore objects over sedimentary structural-formational complex shows the dominant spatial relationship of gold deposits and disseminated mineralization with complexes of basement and rifting zones on continents (types 1, 3, 4), sedimentary and volcanogenic-sedimentary strata of the paleo oceanic basin (types 6, 7) within the integumentary fold area. Analysis of the lithological columns of the structural-formational complex allows us to note the features of the environment favorable for ore localization: fragility-plasticity, the presence of physicochemical barriers, the contrast of the section, an increased background of ore-generating elements (donor formations). In the South Tien Shan metallogenic provinces, these are metalliferous sediments of the oceanic bottom in the area of the spreading basin, oceanic uplifts with local differentiated volcanism of the tholeiitic series, and ensimatic island arcs. The main part of gold deposits is located in chemogenic-volcanogenic-terrestrial sedimentary formations of the Proterozoic-Lower Paleozoic age in the South Tien Shan metallogenic provinces and volcanogenic formations of the Middle Carboniferous of the Central Tien Shan metallogenic provinces.

The ore-controlling significance of magmatism is determined by several aspects: 1) the possibilities of inheritance by magmatic melts of metallogenic specialization of intruded strata; 2) as energy centers carrying out the thermofluid transformation of rocks, the causative agent of convection of meteoric or metamorphogenic waters with the remobilization of ore-generating elements from the host rocks and concentration in certain zones of contact metamorphism; 3) the existence of mechanisms of intramagmatic differentiation of matter (liquation, crystallization and emanation differentiation), contributing to the emergence of different-level foci of residual low-temperature melts enriched in volatile components and low-grade ore elements. For gold deposits, a paragenetic relationship with intrusive magmatism has been established. The highest frequency of communication is manifested in the geodynamic settings of the formation of intrusions within the magmatic arcs of the Central Tien Shan metallogenic provinces (type

5), areas of compression and focal metamorphism (palingenic granitization) in the South Tianshan metallogenic provinces (type 7), late- and post-collisional magmatic activation (types 8, 9) on throughout the territory of Uzbekistan. For deposits, a paragenetic connection with the bodies of monzonite-granite (type 10) intrusive formation is most often manifested, for disseminated mineralization - with granite. There are few examples of the placement of gold mineralization in intrusive rocks (objects of the Zarmitan gold-ore zone, etc.), more frequent cases of placement in transitional endo- and exocontact zones, usually objects of rare-metal-gold ore formation. The confinement of deposits and diffuse mineralization to the exo-contact zones of plutons (types 4-6) is more often observed. Dikes of a certain composition and age are often indicators of areas of tectonic-magmatic activation, for example, a close spatial relationship of industrial mineralization with fields of different-age dikes of "variegated" composition has been established.

This group took into account the positions of gold deposits and diffuse mineralization in relation to:

- nappes on the border of the covers, to the zones of influence of which, in the event of their prolonged activation, deposits may be confined (Sarmich in the Karatau zone of crumpling);

- thrust structures of different initiation times (Late Caledonian  $S_2$  and Hercynian  $C_{1-2}$ ), which are sometimes ore-localizing (Muruntau) or screening (Koktatas), or gold mineralization is localized in plumage structures (Guzhumsay, Intermediate);

- local faults and zones of collapse, mainly intrablock pre- and syncollisional (from  $C_2$  to  $P_{1-2}$ ) with the functions of ore-supplying, ore-distributing and ore-localizing structures, they are often marked by dike belts of "variegated" composition. Most of the deposits are characterized by a significant distance from regional tectonic structures ( $> 5$  km) and placement in local structures.

Statistical data on the frequency of occurrence of geochemical halos Au, Ag, W, Mo, Cu, As, Pb, Zn, Sb in the classes of positive and negative standards of gold ore objects show that deposits are usually accompanied by complex halos of indicator elements, which is a consequence of the multi-stage and intensity ore-forming processes. Mercury halos have been studied only in some gold deposits. The occurrences of dispersed mineralization usually contain formations of 1-2 gold-bearing stages, which correspond to a limited range of ore-forming elements.

The created set of medium-scale geochemical maps of the new generation will help to increase the reliability of conclusions in the selection of objects for further exploration for precious, nonferrous and rare metals and will serve as a geochemical basis for metallogenic analysis, remote





sensing, regional geological work, and other areas of study of the potential of endogenous useful minerals of noble (Au, Ag, platinoids), nonferrous (Cu, Ni) and rare (W, Mo, Sn, Ta, Nb, Be, Li) metals in the depths. Practical recommendations on the prospects for ore content and methods of studying predicted geochemical nodes and zones in closed areas.

## LITERATURE

1. Ezhkov Yu.B., Rakhimov R.R., Koloskova S.M., Kozyreva N.N. *Endogenous mineral zoning of the gold-sulfide-quartz formation in the Sredinny Tien Shan* // *Zap. Uzbek. dep. WMO. Issue 38* -- Tashkent: Fan, 1985. -- P. 20-23.
2. Ezhkov Yu.B., Rakhimov R.R., Kazakbaeva S.M. *A new type of gold-bearing rare metal mineralization in Uzbekistan* // *Uzbek Geological Journal*, 1998, No. 3. - P. 57-64.
3. Usmanov F.A. *Statistical metallogeny: current state, problems, prospects* // *Main problems of geology and development of the mineral resource base of the Republic of Uzbekistan*. - Tashkent: State Committee. RUz on printing, 1997. - Book 1. - P.7-8.
4. *Statistical analysis of the relationship between the metallogeny of Central Asia and the deep structure and geophysical fields* / Khamrabaev I.Kh., Seyduzova SS, Usmanov FA. et al. // *Connection of metallogeny with the deep structure of the earth's crust in the central part of Central Asia*. - Tashkent: Fan, 1987. -- S. 82-114.
5. Khamrabaev I.Kh., Usmanov F.A., Seiduzova S.S. *Metallogeny and deep structure of West Tien-Shan lithosphere* // *Global tectonics and metallogeny*. - 1991. - Vol.4. - No. 1, 2. - P.85-95.
6. KOLOSKOVA S., MOVLANOV J. *Karakchatau Dağları'ndaki (Batu Özbekistan) altın cevherleşmesi içerisinde farklı köken ve bileşimli mineral parajenezlerine ait kuvars minerallerinin tipomorfi k özellikleri* // *Maden Tetkik ve Arama Dergisi*. – 2019. – №. 159. – C. 121-131.
7. ARAMA M. T. V. E. *Karakchatau Dağları'ndaki (Batu Özbekistan) altın cevherleşmesi içerisinde farklı köken ve bileşimli mineral parajenezlerine ait kuvars minerallerinin tipomorfik özellikleri*.
8. Мовланов Ж. Ж. и др. *ИЗУЧЕНИЯ УСЛОВИЙ РАЗМЕЩЕНИЯ ЗОЛОТОГО ОРУДЕНЕНИЯ ЗАПАДНОЙ ЧАСТИ ЮЖНО-НУРАТИНСКИХ ГОР С ИСПОЛЬЗОВАНИЕМ ДИСТАНЦИОННЫХ ОСНОВ* // *Сборник тезисов докладов шестнадцатой Всероссийской открытой конференции "Современные проблемы дистанционного зондирования Земли из космоса"*. – 2018. – С. 378-378.
9. Мовланов Ж. Ж., Пирназаров М. М. *К ВОПРОСУ КОМПЛЕКСИРОВАНИЯ КОСМОСТРУКТУРНЫХ И ГЕОХИМИЧЕСКИХ МЕТОДОВ ПОИСКОВ ПРИ ПРОГНОЗИРОВАНИИ ОРУДЕНЕНИЯ НА ЗАКРЫТЫХ ТЕРРИТОРИЯХ* // *Геология и минерально-сырьевые ресурсы Северо-Востока России*. – 2016. – С. 121-124.
10. Мовланов Ж. Ж., Абдуллаев Л. А. *Изучение условий размещения золотого и вольфрамового оруденений в западной части Южно-Нуратинских гор с использованием новых цифровых материалов теледетекции* // *Материалы 17-й Всероссийской открытой конференции "Современные проблемы дистанционного зондирования Земли из космоса"*. – 2019. – С. 392-392.
11. Мовланов Ж. Ж., Абдуллаев Л. А. *Составление космофотогеологической карты с рудоконтролирующими факторами на Койташском рудном поле в Северном Нуратау* // *Материалы 17-й Всероссийской открытой конференции "Современные проблемы дистанционного зондирования Земли из космоса"*. – 2019. – С. 393-393.
12. Пирназаров М. М. и др. *ГЕОХИМИЧЕСКИЙ ПРОГНОЗ ПЕРЕКРЫТОГО ЗОЛОТО-РЕДКОМЕТАЛЬНОГО ОРУДЕНЕНИЯ ВОСТОЧНО-БУКАНТАУСКИХ ГОР (ЗАПАДНЫЙ УЗБЕКИСТАН) С УЧЕТОМ ЛИТОЛОГО-СТРУКТУРНЫХ ДАННЫХ* // *Научно-методические основы прогноза, поисков и оценки месторождений благородных, цветных металлов и алмазов*. – 2017. – С. 110-110.
13. KOLOSKOVA S., MOVLANOV J. *Typomorphic features of the quartz of various mineral paragenesis from the gold mineralization in Karakshatau Mountains (West Uzbekistan)* // *Maden Tetkik ve Arama Dergisi*. – T. 159. – №. 159. – C. 117-127.
14. Koloskova S., Movlanov J. *TYPOMORPHIC FEATURES OF THE QUARTZ OF VARIOUS GENETIC TYPE AND COMPOSITION OF MINERAL PARAGENESIS OF ORE-GRADE GOLD IN KARAKCATAU MOUNTAINS (WEST UZBEKISTAN)* // *Maden Tetkik ve Arama Dergisi*. – №. 158. – C. 10-20.



## FORMATION OF FLEXIBILITY OF THINKING IN PRESCHOOLERS

**Ashurov Nazar Rakhmatullayevich**

Candidate of pedagogical sciences,  
Docent

Department of Preschool and Primary Education  
Denov Institute of Business and Pedagogy

**Bobomuratov Eshmamat Norbadalovich**

Teacher of Department of Preschool and  
Primary Education

Denov Institute of Business and Pedagogy

**Achilov Obid Muzrobovich**

Teacher of Department of Preschool and  
Primary Education

Denov Institute of Business and Pedagogy

**Urozov Fakhirdin Isakovich**

Teacher of Department of Preschool and  
Primary Education

Denov Institute of Business and Pedagogy

---

### ABSTRACT

*This article deals with the formation of thinking flexibility in preschoolers. The article reveals the complex features of working with preschoolers. Various methods have been proposed and analyzed for the formation of thinking skills.*

**KEY WORDS:** *Preschool, method, pedagogy, flexibility, thinking*

---

### DISCUSSION

Foreign psychologists, researching productive and creative thinking, highlight flexibility as one of its factors, and as the main criterion for the flexibility of thinking they put forward such an indicator as the expedient variation of methods of action. D. Guilford describes flexibility as the ability to rethink the functions of an object, to use it in a new capacity. In a typical flexibility test, the subject is asked to list all the possible uses for a regular brick. At the same time, if the subject says that "with the help of a brick you can: hold the door, make a load for paper, nail in a nail, make red powder," he gets a high score for the flexibility of thinking. The results of foreign studies indicate that the flexibility of thinking is a psychological phenomenon that, manifesting itself in a problem situation, forces the subject to identify previously not analyzed features of the object and, rethinking them, to solve the problem.

In Russian psychology, the concept of flexibility of thinking, introduced by N.A. Menchinskaya. She believes that the flexibility of thinking is manifested in the expedient variation of methods of action, in the ease of restructuring already

existing knowledge and the transition from one action to another.

Our understanding of the flexibility of thinking is associated with a change in the interpretation of the properties of an object, with a qualitative transformation of the object in the situation of solving a mental problem. The basis of the flexibility of thinking, in our opinion, is the mechanism of mediation. In Russian psychology, the development of mediation is viewed as the formation of the sign function of consciousness. If in the works of L.S. Vygotsky considered the word (sign) as a universal means, then later not only conceptual, but also figurative means were studied. Mastering them at preschool age enables the child to solve mental problems that require reflection of rather complex hidden connections and relationships between objects.

In our previous works, the figurative means of flexible thinking of preschoolers were studied - complex representations. We referred to them such images of objects in which they are reflected in the totality of their properties. Within the framework of one such representation, the subject can move from



the analysis of some properties of the object to its other properties, showing flexibility of thinking. In a complex view, various properties of an object are not ignored even when the situation sets a certain context for the interpretation of the object, highlighting some properties and shading others. Thus, complex representations make it possible to see the feature not by itself, but in the system of properties and connections of the object and, if necessary, to reorient the features, their generalization on a different basis.

In the works of N.E. Veraksky designates an approach to understanding the flexibility of children's thinking as a psychological phenomenon, with the help of which the subject can reflect various properties of the object, including contradictory ones. The mechanism of dialectical thinking of preschoolers is characterized by the unity of dialectical thinking actions and means. The system of dialectical actions forms the basis for operating with the opposite relationship. The author highlights:- the action of dialectical transformation, the purpose of which is to consider an object as opposite to itself;- the action of dialectical mediation, aimed at finding such wholes, which are characterized by the presence of predefined opposites;- the action of a dialectical association, aimed at establishing contradictory relations in the analyzed integrity, at confirming the legitimacy of both mutually exclusive relations when characterizing an object;- the action of dialectical conversion, which allows you to move from the original relationship between objects to the opposite;- the action of changing the alternative, allowing to go beyond the context of a given situation, to consider an object or phenomenon from a new, often contradictory angle of view.

The main function of the means of dialectical thinking is to reflect the relationship of the opposite. Their capacity can be those images and concepts with the help of which the subject can convey the opposite relationship. In the research of N.E. Veraksky found that the mechanism of dialectical thinking begins to take shape already in preschool age.

In the study by V.T. Kudryavtsev and V.B. Sinelnikova, it is shown that when solving a problem where it is required to reveal the potential properties of a familiar thing in new conditions without deforming the integrity of this thing, preschoolers can grasp the principle of structuring a contradiction as a problematic whole. Children associate with this contradiction the source of the integral development of the situation. This development takes place in the form of a figurative resolution of this contradiction. As a result, the original integrity is not destroyed, but is transformed into the integrity of a higher order. Thus, preschoolers are able to create and use figurative means of thinking that reflect the presence of opposite properties in the object: while remaining

itself, the inkwell must at the same time show its "self" in a new way - to splash the ink in order to drive out the robber - to be at the same time an inkwell, and a watchman.

Therefore, it can be assumed that flexible thinking at a certain level of development operates with opposites. This is also supported by the fact that in the psychological literature, flexibility is considered as a property of productive, creative thinking, the basis of which is the productive transformation of problem situations. Psychologists see the creative potential of the preschooler in the child's ability to flexibly combine ideal and real, conditional and actual plans for a situation. Research shows that preschoolers have a thinking mechanism that allows them to describe the development and transformation of an object when solving a problem using opposing relationships. Thus, the productive transformation of objects consists in their dialectical transformation, which is carried out with the help of dialectical actions with those means that reflect the relationship of opposition. Flexibility of thinking, including the operation of opposite properties and relationships of objects, we defined as dialectical flexibility.

#### LIST OF REFERENCES

1. Н. Ю. Борякова. *Ступеньки развития: ранняя диагностика и коррекция задержки психического развития*. М., 2000.
2. Н. С. Бурлакова, В. И. Олешкевич. *Проективные методы: теория, практика применения к исследованию личности ребенка*. М., 2001.
3. O. Urakova Oysulov Jamoliddinovna *THE PRAISE OF NATURE AND THE UNIVERSE IN NOVALIS ROMANCE //Архив исследований*. – 2020.
4. Urakova Oysulov Jamoliddinovna. *The praise of nature and the universe in Novalis romance //EPRA International Journal of Research and Development (IJRD) Volume: 5 | Issue: 7 | July 2020.C.274-275*.
5. Urakova. O. J. *The search for national and universal in art in the context of romanticism. Theoretical & Applied Science. 07 (87) 2020 .C 29-32.*



# THE INTERPRETATIONS OF THE NOTION “CONCEPT”

**Umarova Nargiza Rustamovna**

A candidate of Philological Sciences,  
Associate Professor of Linguistics Fergana State University

---

## ABSTRACT

*This article discusses the concept of the most active and differently defined term of cognitive linguistics. The article summarizes the specific definitions of the concept, highlights its role and importance in the relationship of language and thought, in the linguistic perception of the world, in the expression of national and cultural features of language.*

**KEYWORDS:** *cognitive linguistics, conceptualization, concept, linguistic landscape of the universe, mental unity, perception, imagination, linguistic symbolism, linguistic sign, unity of expression of the image of the universe.*

---

## INTRODUCTION

Cognitive linguistics is the field of study of language as a general cognitive mechanism. According to V.Z. Demyankov, the role of the language system in the processing of information is studied in terms of speech creation and perception. In this case, the subjects that create and perceive speech - the speaker and the listener - are considered as a system that processes information [5; 129-134].

Linguistic conceptualization is important in cognitive linguistics. Linguistic conceptualization is the expression of an objective reality or part of it through language. It is "... a verbalized form of meanings accumulated in the human mind and a systematization of knowledge about the world through a specific language, which is partly universal, partly national in nature" [15; 20].

The development of a cognitive approach to language phenomena helps to understand it as a source of information in the conceptual and cognitive structures of our mind and intellect. Language itself is evidence of the existence in our brains of various structures of knowledge about our world. The cognitive approach makes it possible to expand the ways of rounding up the object of research and presenting components in a lexical sense. In cognitive linguistics, all language processes are related to human cognitive activity and acts of conceptualizing and categorizing the world.

## MATERIALS AND METHODS

All the problems of cognitive linguistics revolve around its main categories concept, conceptualization, categorization, conceptsphere or image of the universe. In the lexical system with

horses, the concept that explains the names of objects and objects reinforced with them is a basic unit of cognitive linguistics.

The basic term of anthropocentric linguistics is concept. It is well known that although the term concept has been sufficiently studied in modern linguistics, it still does not have the same definition and classification. As the concept has a complex structure, which, in addition to socio-psychological and cultural concepts, also includes associations, emotions, values, national images and connotations specific to this culture. Hence, concepts create the possibility of imagining the world in the human mind. Linguistic characters, on the other hand, are the basic system that encodes being.

The term "concept", first activated in the 90s of the last century and was first used by S.A. Askoldov-Alekseev in 1928 and differed from the concept. According to the scientist, the concept is a mental device, a kind of infinite thing that replaces the process of thinking, it is a unit of expression of the image of the world - a mental phenomenon that includes language and cultural knowledge, imagination and evaluation [1; 269]. According to E.S. Kubryakova, the concept is located in the mind, a divisible unit of consciousness with a collective nature, on the basis of the concept carries out the process of human thinking. The concept arises in the process of formation in the mind of information about the event and its qualities, as well as this information includes descriptions of the objective role of events in existence and imagination. This information is about what the individual sees, knows, imagines, thinks about existence [9; 90]





Language is one of the means of expressing and shaping a concept in the human mind. The concept is a key part of the culture in the human mental world [16; 68]. Concepts appear in the human mind not only on the basis of the lexical meanings of the word, but also on the basis of personal and cultural-historical experience of an entire nation. The richer the experience, the wider the boundary of the concept. In this case, the concept can manifest itself in many ways. After all, a concept means knowing the world and having your own idea about it.

This term was originally used in linguistics as a synonym for the word concept [4; 35-47], it can be seen that his present interpretation has taken on a broader meaning than the term concept.

According to M.V. Nikitin, a concept is any divisible semantic element of consciousness, i.e. it is based on content, embracing both abstract and generalized understanding, as well as explicit and specific imagination [12; 127]. In this respect (comprehensiveness - including both general and specific) differs from the concept.

N.Yu. Shvedova notes that the concept is a concept, and behind this concept there is a content that is socially or subjectively understood, reflects the important material, mental, spiritual aspects of human life, has its own historical roots, reflects the general experience of the people [11 ; 603].

Russian linguist L.V. Adonina, in his article on the term concept, cites 12 definitions of the term mentioned by well-known linguists. Also, according to him, the concept term is classified into ten perspectives. For example, universal, ethnic, group, and individual concepts according to concept standardization; scientific, artistic, everyday concepts according to their application; divided into lexical-phraseological, grammatical, syntactic and textual concepts according to their expression, etc. [2; 80]

Man acquires words not at the level of their meaning, but at the level of content that gives them meaning, that is, at the level of concepts. The meaning of words is interconnected with the specific cognitive structures behind these meanings and provides an understanding of them.

According to S.A. Kosharnaya, "the conceptsphere is the" conceptual areas "that make up the conceptual space" [7, 287]. The conceptsphere is a set of intellectual images that represent the knowledge of people as a system [13, 18]. So it can be said that the conceptsphere is systematic; membership; continuity; demand; difference; has organizational qualities such as step-by-step. The more and richer the sources created in the language of the people - folklore, literary and scientific monuments and sources, works of art, the richer the national conceptsphere of that nation [11; 287].

## RESULTS AND DISCUSSIONS

Each linguistic paradigm has its own basic concepts and categorical apparatus. The nuclear concept of the cognitive approach is a concept and all other concepts revolve around it.

Cognitive linguistics defines the concept in general as "a mental and psychic resource in the content of information that emerges on the basis of consciousness and knowledge, experience; memory, mental vocabulary, conceptual system, brain language; semantic and functional unity of the image of the universe reflected in the human mind"[8; 90]. There are also many descriptions based on the side exaggerated by each researcher. For example, Z.D. Popova, I.A. Sternins understand the concept as "an intellectual unit as a quantum of knowledge with a specific structure." No matter how diverse the views expressed, they can be seen to be based on the categories of intellectual unity, knowledge, being, memory, language.

A.A. Zalevskaya "the basic cognitive essence that connects thought with practical expression" [6; 36-44] relates the definition to the concept. Language is a means of shaping and expressing a concept [14; 4-28] is not denied, but acknowledged.

S.A. Askoldov defined the concept as "a clear mental device that replaces the vague idea of objects of the same kind" [1; 269].

D.S. Likhachev, on the other hand, seems to be answering the question that arises in our minds during the reading of the above verses: "Are concepts and concepts alternative categories?" He argues that a concept, while being a "substitute" for a concept, refers to a previous and emerging new meaning, expresses an individual's attitude to linguistic experience, and participates in creating a conceptsphere that is common to language speakers [10; 282].

Yu.S. Stepanov's definition of the concept "concept is the" sediment "in the mind of the being, on the basis of which the being enters the mental world of man", in our opinion, more fully explains the essence of the concept [16; 153].

There are three main approaches to understanding the concept in linguistics today [17; 49] exists: in the first approach to the study of the concept (S. Stepanov) man imagines the concepts as a part of folk culture; the second approach to understanding the concept (N.D. Aryutyunova) is that linguistic character semantics is the only tool in the conceptual structure; Proponents of the third approach (D.S. Likhachev, E.S. Kubryakova) believe that the concept consists of a literal meaning, is closely related to the outcome of life experiences in human life, and in it a person's perception of world events is individual.





## CONCLUSION

Although scholars have differing views on the concept, we believe that they all fully reflect the essence of the concept being defined together. The abovementioned definitions bring a unified linguistic idea of the term concept: Concept is the semantic and functional (ES Kubryakova) image of the universe reflected in the human mind ("community consciousness" – A.P. Babushkin). The unit of expression (S.A. Askoldov-Alekseev) is the intellectual device (S.A. Askoldova), which is the "sediment" of the being in the mind (Yu.S. Stepanov). The concept is a "substitute" for the concept, "algebraic expression of meaning" (D.S. Likhachev), cognitive essence (A.A. Zalevskaya), an intellectual unit as a quantum of knowledge (Z.D. Popova, I.A. Sternins) is a collection of information (E.S. Kubryakova) about what they saw, knew, imagined, thought about existence. It is a concept formed in symbol, concept and emblem (V.V. Kolesov), and behind this concept is the content (N.Yu. Shvedova), the concept as collective knowledge, unity of consciousness (S.G. Vorkachev), the emblem of consciousness, is a generalization of concepts, emotional structures, meanings and contents (Sh. Safarov).

## REFERENCES

1. Askoldov S.A. *Concept and word // Russian slovesnost. From the theory of slovesnosti to the structure of the text. Anthology.* - M.: Academia, 1997. - p. 269.
2. [http://rtsu.slavist.t/index.php?option=com\\_content&view=article&id=149&Itemid=80](http://rtsu.slavist.t/index.php?option=com_content&view=article&id=149&Itemid=80).
3. Stepanov Yu.S. *In the trexmerom space of the language: Semioticheskie problemy lingvistiki, filosofii, iskusstva.* - M., 1985 p. 49.
4. Demyankov V.Z. *Understanding and concept in artistic literature and scientific writing // Questions of philology.* - M., 2001. - №1. - S.35-47.
5. Demyankov V.Z. *Prosudirovanie, ili porozhdenie rechi // Kratkiy slovar kognitivnykh terminov / Kubryakova E.S., Demyankov V.Z., Pankrats Yu.G., Luzina L.G. / Under obshch. ed. E.S.Kubryakovoy.* - M.: MGU im. M.V.Lomonosova, 1996. –S. 129-134.
6. Zalevskaya A.A. *Psixolingvisticheskiy podkhod k probleme kontsepta // Metodologicheskie problemy kognitivnoy lingvistiki.* - Voronezh: Izd-vo Voronej.un-ta, 2001. - p. 36-44.
7. Kosharnaya S.A. *Myth and yazyk.* - Belgorod, 2002. - 287 p.
8. *Short dictionary of cognitive terms / E.S.Kubryakova, V.Z.Demyankov, Yu.G.Pankrats, L.G.Luzina.* - M., 1966. - p. 245.
9. Kubryakova E.S. *Yazykovaya kartina mira kak osobyi sposob reprezentatsii obraza mira v soznanii cheloveka // Vestnik chuvash. gos. ped. un-ta im. I.Ya. Yakovleva.* - 2003. № 4. - p. 90.
10. Lixachev D.S. *Concept of the Russian language // Russian slovesnost: Anthology / ed. V.P. Neroznaka.* - M.: Academia, 1997. - p. 280–287.
11. Shvedova N.Yu. *Русский язык. Favorite work.* - M.: Yazyki slavyanskoj kultury, 2005. - C. 603.
12. Nikitin M.V. *Lexical designation in the field and word order: Author. diss. ... D-ra filol. science.* - L., 1974. - 127 p.
13. Popova Z.D. *The concept of "concept" in linguistic research // Z.D. Popova, I.A. Sternin.* - Voronezh, 1999. - P.18.
14. Popova Z.D. Sternin I.A. *Essays on cognitive linguistics.* - Voronezh: Izd-vo Voronej.un-ta, 2002. p. 4-28.
15. Rybnikova V.A. *Yazykovaya conceptualization of society (on the material of English didactic texts): Author. dis. ... Kand. filol. science.* - Krasnodar: Kubanskiy gos. un-t, 2011. - 20 p.
16. Stepanov Yu. S. *Constant: Dictionary of Russian culture [Text] / Yu. S. Stepanov.* - M.: Akademicheskij proekt, 2004.
17. Stepanov Yu.S. *In the three-dimensional space of the language: Semiotic problems of linguistics, philosophy, art.* - M., 1985.s.49.
18. Muhamadjonovna, S. D. (2020). *The key concepts of forming sociolinguistic competence of future English language specialists. Asian Journal of Multidimensional Research (AJMR), 9(5), 118-121.*
19. Muhamadjonovna, S. D. (2020). *The development of sociolinguistic competence of future English language teachers through computer technologies.*
20. Sarimsakova, D., & Rashidova, S. (2017). *DEVELOPING INTERCULTURAL COMPETENCES WITH CASE STUDIES. In WORLD SCIENCE: PROBLEMS AND INNOVATIONS (pp. 212-214).*
21. Sarimsakova, D. (2019). *Communicative competence as a result of EF teaching and learning ISJ Theoretical & Applied Science, 12 (80), 166-169 [https://dx. doi. org/10.15863](https://dx.doi.org/10.15863).* In TAS (Vol. 80).



# THE PROCESS OF PROFESSIONAL DEVELOPMENT AND SOCIAL CHANGE OF AGRICULTURAL SPECIALISTS IN THE SOUTHERN REGIONS OF UZBEKISTAN

**Botirova Khalima Eshmamatovna**

Tashkent Institute of Irrigation and Agricultural Mechanization Engineers  
(Tashkent c. Republic of Uzbekistan)

## ABSTRACT

*This article is devoted to the issues of the process of training and retraining of agricultural personnel and their social protection in the years of independence. The positive aspects of the introduction of world experience in the agriculture of Uzbekistan are indicated, as well as the measures taken by the government of Uzbekistan to improve the qualifications of agricultural personnel. In addition, an analysis was made on the state and quality of the work done to improve the life of agricultural specialists.*

**KEYWORDS:** *highly qualified specialists, farms, joint ventures, foreign investors, cotton, grain.*

## ПРОЦЕСС ПОВЫШЕНИЯ КВАЛИФИКАЦИИ И СОЦИАЛЬНЫХ ИЗМЕНЕНИЙ СЕЛЬСКОХОЗЯЙСТВЕННЫХ СПЕЦИАЛИСТОВ В ЮЖНЫХ РЕГИОНОВ УЗБЕКИСТАНА

**Ботирова Халима Эшмаматовна**

Ташкентский институт инженеров ирригации и механизации сельского хозяйства  
г. Ташкент, Республика Узбекистан

**Аннотация:** Данная статья посвящена вопросам процесса обучения и переподготовки сельскохозяйственных кадров и их социальную защиту в годы независимости. Указаны положительные стороны внедрения мирового опыта в сельском хозяйстве Узбекистана, а также, меры предпринятые правительством Узбекистана по повышению квалификации сельскохозяйственных кадров. Кроме того, сделан анализ о состоянии и качестве проделанных работ для улучшению жизни сельскохозяйственных специалистов.

**Ключевые слова:** высококвалифицированные специалисты, фермерские хозяйства, совместные предприятия, иностранные инвесторы, хлопок, зерно.

С целью ознакомления специалистов сельского хозяйства Узбекистана с достижениями мирового сельского хозяйства, внедрения в них передовых технологий и методов управления Правительством Республики налажено сотрудничество с развитыми странами. В частности, если сравнивать Узбекистан со странами с высокоразвитым сельским хозяйством, существующие недостатки становятся еще более заметными. Если сравнивать только сектор животноводства, то в 1970-2000 годах средний удой молока на корову в Германии составлял 7 300 кг, в Швеции - 6 500-7

500 кг, в Дании - 7 500 кг, а в Узбекистане в 2006-2010 годах - 1,7 тысячи кг.

Применение международного опыта в Узбекистане дало положительные результаты. В частности, в 1992 году, когда в Узбекистане апробировали голландскую технологию выращивания картофеля, с гектара было собрано 35 тонн картофеля. Однако средняя урожайность картофеля на полях, засеянных традиционным способом, не превышала 7 тонн.

Установление сотрудничества с зарубежными странами стимулировало рост зерновых культур. Огромна роль



высококвалифицированных специалистов в ознакомлении с зарубежным опытом в области выращивания зерновых, локализации импортных сортов семян и высоких урожаев зерна. Благодаря их знаниям и опыту в Узбекистане была достигнута зерновая независимость.

В 2016 году Сурхандарьинская область первой в стране выполнила план по заготовке зерна. Государство получило 670 тысяч тонн зерна. По области урожайность составила 54 центнера с гектара, в Сарийском, Денауском, Узунском и Шерабадском районах – 60 центнеров, в Термезском, Музрабатском и Кызырикском районах – 50 центнеров. Такие фермерские хозяйства как «Шарофиддин» в Денауском районе, «Абдумумин Джураев» в Джаркурганском районе, «Мунчоктепа Истикболи» в Кумкурганском районе, «Нурмат Ходжакулов» в Шурчинском районе, «Янгиарик» в Термезском районе, «Заркамар» в Кызырикском районе, «Бойсун Чарбоги» в Шерабадском районе увеличили среднюю урожайность до 75 центнеров. Эти цифры свидетельствуют об успехах, достигнутых в зерновом секторе южных провинций.

В сельской местности высококвалифицированные специалисты создали совместные предприятия с привлечением иностранных инвесторов. Например, в 2007 году в селе Килкон Шерабадского района Сурхандарьинской области было запущено узбекско-корейское совместное предприятие «Агрохимат-Шиндонг». Предприятие с уставным капиталом 150 тысяч долларов США перерабатывает более 60 тонн семян в день и наладило производство хлопкового масла, шелухи и кунжары.

В 1997 году в рамках японского гранта Шахрисабзский консервный завод создал линию по упаковке томатной пасты для продажи за границу в красивые контейнеры, что повысило спрос на продукт и увеличило импорт. В 1997 году компания экспортировала товаров на сумму 463 тысячи долларов, а в 1998 году экспорт достиг 2,4 миллиона долларов, что в пять раз больше. Компания полностью избавилась от дебиторской задолженности.

Следует отметить, что, исходя из международного опыта и местных условий, Узбекистан смог создать систему банков, специализирующихся на сельском хозяйстве. Особое место в них занимают такие коммерческие банки, как «Агробанк» и «Кишлок курилиш банк». Помимо предоставления льготных кредитов хозяйствам, выращивающим сельскохозяйственную продукцию, такую как хлопок, зерно и рис, эти банки также предоставляют финансовую помощь фермерам,

приобретающим современную сельскохозяйственную технику.

Сурхандарьинский региональный филиал «Кишлок курилиш банка» состоит из восьми районных филиалов и 12 мини-банков, которые эффективно обслуживают сельскохозяйственные предприятия и различные предприятия и учреждения, бюджетные организации, малый бизнес и другие предприятия области. В 2015 году управление оказало банковские услуги в общей сложности 1229 хозяйствам области и предоставило хозяйствам 500 млн сумов для получения десять тракторов «Беларусь-Х-80» 260 миллионов сумов для 6 гусеничных тракторов «БТ-150», 620 млн сумов для 16 тракторов «МТЗ-80» и 450 млн сумов для 15 тракторов «ТТЗ-80.11»<sup>1</sup>.

Очень важно было повысить квалификацию фермеров, научить их использовать опыт передовых стран. В целях планомерного повышения уровня профессиональных знаний руководителей и специалистов хозяйств, повсеместного внедрения научных достижений и передового опыта в сельскохозяйственном производстве, а также современных методов менеджмента и маркетинга, Кабинет Министров Узбекистана 21 апреля 2016 года принял Постановление № 118 «О мерах по эффективной организации системы обучения и повышения квалификации». В соответствии с приложением 3 к настоящему постановлению утверждено Положение о переподготовке и повышении квалификации руководителей и специалистов фермерских хозяйств. Согласно Положению, региональные центры переподготовки и повышения квалификации руководителей и специалистов хозяйств созданы при Ташкентском государственном аграрном университете, Нукусском филиале Ташкентского государственного аграрного университета, Ташкентском институте ирригации и мелиорации, Бухарском филиале Ташкентского института ирригации и мелиорации, Самаркандском сельскохозяйственном институте и Андижанском сельскохозяйственном институте. В стране открыты территориальные базовые учебные базы в 156 профессиональных колледжах сельского и водного хозяйства. Обучение проводится на регулярной основе в рамках 36-часовых программ, и рекомендуется, чтобы руководители хозяйств проходили обучение не реже одного раза в три года, а специалисты хозяйств - не реже одного раза в пять лет. По окончании курса

<sup>1</sup> Текущий архив Сурхандарьинского областного хокимията, 12 февраля 2015 г. Протокол № 6. – С. 7.



слушатели сдают тест, и тем, кто его успешно сдает, будет выдан специальный сертификат<sup>2</sup>.

Особое внимание было уделено повышению экспортного потенциала отрасли и увеличению производства продукции с добавленной стоимостью, проанализирован мировой опыт в этой области. Это 87,0 тысячи долларов в Великобритании, 85,0 тысячи долларов в США, 60,0 тысячи долларов в Германии, 60,0 тысячи долларов во Франции и 19,0 тысячи долларов в Италии. В этих странах фермеры обрабатывают в среднем от 10 до 80 гектаров земли. По состоянию на 2015 год в одном хозяйстве Узбекистана было 73,4 гектаров земли, в Кашкадарьинской области 78,7 гектаров, в Сурхандарьинской области 137,3 гектаров. Турция производит продукцию в размере 2000 долларов с гектара, Египет - 8000 долларов, а Израиль - 12000 долларов. В нашей стране этот показатель не превышает 300 долларов<sup>3</sup>.

В связи с этим 23 октября 2019 года Президент Республики Узбекистан издал Указ № ПУ-5853 «Об утверждении Стратегии развития сельского хозяйства Республики Узбекистан на 2020-2030 годы». В результате реализации поставленных в стратегии задач планируется увеличить объем экспорта в агропромышленном комплексе с 2,3 млрд долларов в 2018 году до 20 млрд долларов к 2030 году.

За годы независимости из-за больших трудностей с экспортом узбекского хлопка внимание к этой сфере год от года снижалось. В результате падения экспорта хлопка в сельском хозяйстве появились сотни тысяч безработных. Эта ситуация оказала влияние, особенно на села. Тысячи людей, занятых в хлопковой промышленности, в поисках работы переехали в другие сферы экономики.

В частности, в 1988-1993 годах население Термезского района увеличилось на 10 тысяч человек. Ежегодный прирост населения составил 2000 человек, а рабочая сила увеличилась на 1500 человек. В связи с кризисом количество безработных в районе достигло 1618 человек. Две трети из них – молодые люди. Из 231 безработного, обратившегося на биржу труда в 1993 году, 137 были трудоустроены в различных сферах. 32 человека получили пособие по временной безработице.

Приняты различные государственные программы по обеспечению занятости в сельской

местности, развитию предпринимательства и повышению благосостояния населения. Объявление 2011 года «Годом малого бизнеса и частного предпринимательства» сыграло важную роль в повышении правовой культуры сельского населения Сурхандарьинской и Кашкадарьинской областей, повышении уровня жизни сельского населения, удовлетворении повседневных потребностей населения<sup>4</sup>. В результате проделанной работы в 2012 году валовой региональный продукт Кашкадарьинской области увеличился на 4,5%, производство продукции сельского хозяйства на 7,3%, капитальные вложения на 26,6%, оборот розничной торговли на 20,5%, подрядные работы на 12% и услуги на 18,5%. В 2012 году коммерческими банками было выдано кредитов реальным секторам экономики на 935,5 млрд. сумов. В свою очередь, доля малого бизнеса в валовом региональном продукте достигла 57,6%. Соответственно, по программе занятости в области создано более 88 790 рабочих мест.

Особое внимание было уделено здравоохранению в сельской местности. Потому что в первые годы независимости резкое падение уровня жизни вызвало серьезные трудности в поддержании здоровья населения. В 1996 и 2001 годах проводились массовые вакцинации для защиты сельского населения от дифтерии. Только в 2008 году по стране построено 26 сельских врачебных пунктов<sup>5</sup>. В системе здравоохранения Сурхандарьинской области медицинские услуги населению оказывали 389 медицинских учреждений, 241 сельский врачебный пункт, 1 городской медпункт, 72 лечебно-профилактических учреждения.

Однако медицинское обслуживание в южных провинциях оставалось неудовлетворительным. Из-за отсутствия финансирования медицинских учреждений в Кашкадарьинской области сельским районам уделялось мало внимания. В 2009 г. насчитывалось 678 фельдшеров - 84% акушеров, 60% из 177 сельских амбулаторий и почти 80% из 43 сельских больниц. 150 санаториев не были подключены по телефону. Особенно тяжелая ситуация была в Яккабагском, Касбинском, Нишанском и Дехканабадском районах. В этих районах заболеваемость составила 9-11

<sup>2</sup> Собрание законодательства Республики Узбекистан от 2 мая 2016 г. N 17, статья 174.

<sup>3</sup> Выступление Президента Республики Узбекистан Шавката Мирзиёева 6 сентября на совещании по приоритетам развития сельского хозяйства на 2020-2030 годы. 7 сентября 2019.

<sup>4</sup> Материалы текущего архива Кашкадарьинского областного хокимията: Материалы II / I сессии Кашкадарьинского областного Кенгаша народных депутатов. 14 февраля 2012 г. –С. 28.

<sup>5</sup> Текущий архив Кашкадарьинского областного хокимията, протокол 3, документ 15, 3 февраля 2009 г. –С. 6.





процентов на 10 000 человек<sup>6</sup>.

Правительство Узбекистана приняло все необходимые меры для дальнейшего улучшения системы здравоохранения в отдаленных районах страны. В 2019 году в Сурхандарьинский филиал Республиканского специализированного научно-практического медицинского центра онкологии и радиологии за счет кредитов Исламского банка развития поставлено Гамма-терапевтическое оборудование для лучевой терапии стоимостью 590,0 тысячи долларов США, Глобальный фонд передал Региональному противотуберкулезному диспансеру 2 вида современного лабораторного оборудования на сумму 64,0 тысячи долларов США.

В целях дальнейшего улучшения культурных и бытовых условий специалистов сельского хозяйства в сельской местности основной упор был сделан на формирование здорового образа жизни. Приняты и реализуются специальные государственные программы для физического и духовного развития сельского населения, особенно подрастающего поколения.

В 2012 году в стране введено в эксплуатацию 108 детских спортивных объектов, регулярно занимаются спортом более 1,6 млн детей в возрасте от 6 до 15 лет<sup>7</sup>. В сельской местности южных регионов благоустроено 2795 спортивных площадок, восстановлено 744 детские площадки, реконструировано 279<sup>8</sup>.

Таким образом, за годы независимости в южных регионах страны значительно выросла потребность в специалистах сельского хозяйства с высшим и средним специальным образованием. Обобщен уровень профессиональных знаний специалистов, опыт управления и ремонта современного оборудования. Достижения, ошибки и недостатки в этом отношении постоянно изучаются. Подготовка специалистов сельского хозяйства совершенствовалась в соответствии с требованиями времени.

## Список литературы

1. Текущий архив Сурхандарьинского областного хокимията, 12 февраля 2015 г. Протокол № 6. –С. 7.
2. Собрание законодательства Республики Узбекистан от 2 мая 2016 г. N 17, статья 174. [www.lex.uz](http://www.lex.uz).
3. Выступление Президента Республики Узбекистан Шавката Мирзиёева 6 сентября на совещании по приоритетам развития сельского хозяйства на 2020-2030 годы. 7 сентября 2019 г.
4. Материалы текущего архива Кашкадарьинского областного хокимията: Материалы I сессии Кашкадарьинского областного Кенгаши народных депутатов. 14 февраля 2012 г. –С. 28.
5. Текущий архив Кашкадарьинского областного хокимията, протокол 3, документ 15, 3 февраля 2009 г. –С. 6.
6. Текущий архив Кашкадарьинского областного хокимията, протокол 3, документ 15, 3 февраля 2009 г. –С. 6.
7. Текущий архив Сурхандарьинского областного хокимията, протокол 5, документ 18, 2013 г. –С. 36.
8. Текущий архив Сурхандарьинского областного хокимията, протокол 2, документ 5, 8 февраля 2013 г. –С. 23.

<sup>6</sup> Текущий архив Кашкадарьинского областного хокимията, протокол 3, документ 15, 3 февраля 2009 г. –С. 6.

<sup>7</sup> Текущий архив Сурхандарьинского областного хокимията, протокол 5, документ 18, 2013 г. –С. 36.

<sup>8</sup> Текущий архив Сурхандарьинского областного хокимията, протокол 2, документ 5, 8 февраля 2013 г. –С. 23.





# THE POLICY OF REPRESSION IMPLEMENTED BY THE SOVIET GOVERNMENT IN THE 40-50s OF THE XX CENTURY AND ITS NEGATIVE CONSEQUENCES (in the example of Namangan region)

**Haydarov Zahiriddinbobir Umarovich**

A Candidate of Historical Sciences,  
Associate Professor of the Department of Socio-cultural activities and Music education,  
Namangan State University

---

## ABSTRACT

*This article describes the policy of repression pursued by the Soviet government in the 1940s and 1950s and its negative consequences on the example of Namangan region.*

**KEY WORDS:** *the communist regime, ideology as an inhuman idea, repression, zullisonayn, qozikalon, "genious", nationalism, national limitation.*

---

## INTRODUCTION

During the years after World War II, the idealists of the communist regime drew their attention on inculcating their ideological beliefs in the minds of ordinary people. Any belief or idea that did not suit to the norms of Soviet society was eliminated.

The first President of the Republic of Uzbekistan, I.A. Karimov, described the ideological position of the Soviet system as: "...The dictatorial regime, dominated by inhumane ideas, used all its ideological power, the mass media, and the entire education system to poison the minds of the people on a large scale. They rudely insulted people's national and religious feelings and distorted the historical truth. Not knowing one's own mother tongue, national traditions, culture, and history became a personal tragedy for many people..." [1, p.371]

## MATERIALS AND METHODS

In the late 1940s and early 1950s, the dictatorial regime launched a wide-ranging attack on the "ideological field" and exerted its impact on, as written in "CPSU history", differently-minded creative and scientific intellectuals, "against the reluctance to critically evaluate the remnants of bourgeois views and attitudes, the retreat from Marxism-Leninism in science, literature and art". At those times VCP(b) CC had issued a number of decrees on the issues of art and literature in which many representatives of the country's creative

intellegensia were discredited for their distance from the principles of partisanship in artistic creation, for promoting "ideologylessness" and for "their attempt to separate literature and art from politics". Uzbekistan was not left out of this catastrophic process. In the process of implementing the directives of the Central Committee of the VCP (b) under the guise of combating "nationalism" in the late 40s - early 50s of the twentieth century, the dictatorial regime and its ideological institutions intensified the attack on the cultural heritage of the Uzbek people, committed atrocities against a number of representatives of the artistic and scientific intellectuals. [2, p.507]

The Soviet state developed guidelines that were strictly enforced in the territories under its control, as well as in the socialist countries established in Europe after World War II (Moscow, 06. 1947; Decree NK (003) 47).

On June 25, 1949, the problem of Uzbek writers was discussed in the bureau of the Central Committee of UzCP(b). The special consideration of this issue led to the discrediting of a number of well-known artistic intellectuals of the republic. It was stated that some Uzbek writers have "elements of nationalism, patriotism, widespread idealization of the feudal past, and slavery in the face of old feudal culture" in the decision on the matter under discussion by the Bureau of Central Committee.

The defamation of national artistic intellectuals, which began in the bureau of the Central Committee of UzCP, continued in creative organizations and in the press. In August 1951, the VI



Plenum of the Writers' Union of Uzbekistan was held. The report of the chairman of the plenum revealed ideological shortcomings in the work of some writers and poets. It was noted that "Serious ideological distortions in the spirit of bourgeois nationalism were especially characteristic of Turob Tola's work", "Sabir Abdulla's play *Alpomish*, which idealizes the feudal past, was harmful", the article written by I. Sultan about the first version of Oybek's novel "Breezes from the Golden Valley" consisted only of praise. The speeches made by the plenum participants were in such "revealing" spirit which included "gross ideological errors", deficiencies in the works of R. Bobojon, G. Gulyam, Zulfiya, Askad Mukhtor and a number of other writers and poets. [3]

The culmination of a large-scale political campaign to discredit Uzbek writers, poets and scholars was the 10<sup>th</sup> Plenum of the UzCP (b) on February 21-22, 1952.

The persecution of Uzbek scientific and artistic intellectuals in the late 1940s and early 1950s was a true manifestation of the arbitrariness and violence of that dictatorial regime. This system was the worst expression of Stalinism in its last years, its last mass repression of dissidents. National intelligentsia emerged as the representatives of "differently-minded people" in the republic who represent the interests of their people and fight relentlessly for the preservation of the spiritual heritage of the Uzbek people, its language, culture, centuries-old customs and traditions. Many of the patriotic representatives were compensated for their beliefs with their freedom, happiness, and even their lives during the years of dictatorial rule.

The late 1940s and early 1950s were the next stage of mass repression against the people by the dictatorial regime under Stalinism. These repressions affected 3,778,234 people in the USSR from 1930 to 1953, who were accused by law enforcement agencies of being "counter-revolutionaries" and "enemies of the nation," of whom 786,098 were shot.

The Uzbek writer Said Ahmad said: "...To subdue people, it was necessary to keep them in panic. Repression became handy in that case...As I lay in jail, I slowly began to understand" [4, p.174]

The bloody broom of the dictatorial regime was swept across Uzbekistan at that time. "In order to imagine the atrocities of 1937-1953, it is enough to remember that about 100,000 people were persecuted and 13,000 were shot in Uzbekistan". [5]

Among the victims of Stalinism were leaders at various levels, literary and scientific figures, teachers and journalists, workers and peasants, representatives of various classes and nationalities. In the century many Namangan artists such as Is'haq Khan Ibrat, Muhammadsharif Sofizoda, Usmon Nasir, Rafiq Mumin were subjected to repression in the 30s of the XX, many of the nation's

genuine talents became the victims of the next "cutting" policy of the Soviet government in the 40-50s of the XX century.

## RESULTS AND DISCUSSIONS

Several poets and writers were unjustly condemned at the 10<sup>th</sup> Plenum of the Central Committee of UzCP (b) held on February 21-22, 1952. Among them was Nabikhan Khodjayev (Chusti) (1904-1983) in discredit. They expelled him from the Writers' Union on charges of ideologylessness as if he was glorifying the black eyebrows of her love, instead of praising the policy of the Communist Party. That is to say he was accused of writing baseless poems, of giving his son a "circumcision feast" that was considered to be a thing of the past, and of baseless and unsubstantiated allegations. In fact, the main idea of the poet's works was to form a pure sense of humanity, to lead people to knowledge and the truth of life.

Among the well-known poet of words, Sabir Abdulla, Khabibi, Charkhiy in the Uzbek ghazal poetry, the poet Chustiy lived in harmony with creativity throughout his conscious life, delighting the admirers of aruz and ghazals with his poems.

Nabikhan Khodjayev, Chusti, was born the family of weavers in Chust on February 20, 1904. His father, Nurillakhodja Valued literature and poetry most and wrote ghazals under pen-name Turobi. It was this craftsman, scholar, and poet father who taught weaving to his son, introduced creative literature, encouraged him to create, and gave feedback to his first exercises.

Nabikhan studied in short courses in Kokand. In the 1920s and 1930s, he held senior positions in rural administrations, collective farms, and the press unions.

From 1930s Chusti became known for his poems among people. His poems would frequently be published in the press. He actively involved in all irrigational constructions in the country from the late 30s. The pseudonym of the poet could often be heard in the songs played during the construction of the Great People's Hashar (voluntarily work with public) - the Great Fergana Canal. Chusti's name became more and more deeply ingrained in the hearts of the people. The poet himself used to always be with people. He helped the builders and gave them joy with his poems and songs in the construction of the Big Fergana, Tashkent canals, Kattakurgan, Kosonsoy reservoirs, Farkhod HPP.

Chusti mastered the classical poetry of the East. Therefore, he was invited to Tashkent to participate in the preparation of the great Uzbek poet, Alisher Navoi's anniversary in 1939. He actively took part in learning and publishing Navoi's works. He worked as a literary assistant and director of the Uzbek Musical Drama Theater named after Muqimi in Tashkent for several years.



During the war, which was invaded by the Nazi invaders, Chusty fought against the hated enemy with his pen and poetic voice, inspired people to heroism. In the post-war years, he worked as a researcher at the Institute of Language and Literature of the Academy of Sciences of Uzbekistan.

Chusty is a ghazal writer who continued the best traditions of our classical poetry and was distinguished by his resonant poetic voice. The poet, who possessed a great life and literary skills, successfully wrote in this genre, which had been going on for many years. According to Muhammad Fuzuli:

“The one which shows the power of the poet is ghazal

The one which raises the fame of the poet is ghazal”

Chusti was the poet who could render his feelings in ghazals and became famous for them. A noted literary scholar, Sharif Yusupov, expressed his true and sincere opinions about the poet’s talent. [6, p.229]

“The mother nature gifted him a strong delicate voice. Each work of this poet, who read his poems with great skill, was instantly translated from language to language, sung by composers, and performed with delight by the most astonishing singers”.

The elegy “the world of the speechless” has a special place among the author’s works. This large-scale wondrous work is distinguished by its efficacy and richness in philosophical thoughts. Anyone who reads or hears it will think, take another look at the past life, try to get rid of the flaws in his life, to correct the next step, if he can grasp the essence of the lines and draw the right conclusion. The work is full of wisdom and knowledge.

Chusti was a bilingual poet who also wrote a lot of poems in Tajik and translated many ghazals from Persian-Tajik.

The main occupation of Chusti, who died August 13, 1983, was literature until the end of his life. His scientific and literary heritage includes “Zafarnoma” (1939), “The old woman who entered Jannah alive” (1939), “Kiyiknoma” (1940) novels, “the Saber” (1943), “the Tulip Field” (1945), “the Passion of Life” (1951), “the Flower Season” (1969), “Ghazallar” (1978) collection of poems. He wrote plays “Karbon Umarov” and “Kochkor Turdiyev” with the co-operation of Sobir Abdulla and Komil Yashin during the war, was active in the process of compiling a dictionary of Navoi’s works. Chusty was a bilingual talent who was able to create masterpieces in both Uzbek and Tajik. He translated the works of Sadriddin Ayni, Mirzo Tursunzoda, Sa’di, Jafar Iftihor, and Husrav Dehlavi from Persian-tajik into Uzbek. [7]

Another persecuted intellectual was Abdulhamid Mahdum Devona (1877-1953) from Chust.

In one of his poems, a favourite poet of most, Erkin Vohidov wrote with grief: “*Nekibdur Boburu Furqat Vatan hajrida ofg’onlar, Men ersam, voh, ne g’urbat-kim Vatanda bevatan bo’ldim*”. These fiery verses resonate in hearts as if they embraced the fate of our compatriot Abdulhamid Mahdum Abdurasul oğlu, whose poems were written under the pseudonym Devona.

A 12-page book in Arabic script revealed the first information about the owner of a huge creation that was lost in the storm of Soviet oppression. Here is the text on the very first page:

“We (*We*) was used instead of “I” in order not show immodesty in old Uzbek” wrote a number of adored poems as a remembrance of our dearest and the most respected person and presented them to brother Temirkhan. Every time they recite the Qur’an and dedicate it to their souls, they will be rewarded heavenly. From your brother Abdulmajid”.

The poet Abdulhamid Mahdum – Devona – was born in tepakurgan village of Chust district in 1877. First, he studied at an old school in the village and then Qozi Kalon mosque in Dozan makhalla. He received education in madrasahs in Kokand from the age of 12. One of them was Mir Arab Madrasah in blessed Bukhara where he studied for 10 years where he obtained the degree of hatmkarand worked as a judge in Chust afterwards.

After the revolution, the poet Devona became a foreigner, a patriot in his own homeland, suffered ever possible difficulty in the world. He was arrested like Sufizoda in 1930s... In the end of his life he lived in Jarariq makhalla, Oktabr region of Tashkent for a while. Abdulhamid Mahdum, a prominent scholar, was sent by the Muslim Religious Board of Uzbekistan in 1946 to work as an imam at the Sheikh Zayniddin Mosque in the Kokcha district, and in 1949 as a head teacher at the Mir Arab Madrasa in Bukhara. Those black shadows persecuted him again, thus arrested the poet once more in 1952. After a year in August, the poet died in Almalyk prison. [8]

Our generation inherited more than a thousand bytes of poetic legacy from Abdulhamid Mahdum [9, p.25]. His eldest son, Abdulmajid Mahdum, was the People’s Artist of Tajikistan. His second son, Karimjon, died in World War II in 1941. His third son, Abdulhamidov Temirkhan, worked as a tailor in Chust for more than fifty years.

Sometimes ordinary citizens were also repressed with trivial reasons. The case of Boymirza Mirzayev is a vivid example of this. In 1953, during Stalin’s funeral, all the loudspeakers in the country reported on the farewell moments with the “genius”. At that moment, everyone had to stand up for the last time to say goodbye to Stalin. At the same



time, Boymirza Mirzayev, the principal of School No. 22 in Namangan, joined the crowd despite his illness. However, he could not stand up and sat on a tree. For this action, he was convicted of contempt of court and sentenced to six years in prison. [10, p.165]

## CONCLUSION

In conclusion, in the late 1940s and early 1950s, a new phase of political repression began in Soviet society. Literary and artistic figures, intellectuals and artists were subjected to this repression. During this period, those who adhered to national traditions and religious values were severely criticized and accused of backwardness. During this period, many Namangan residents, such as Nabikhan Khodjaev Chustiy and Abdulhamid Mahdum Devona, faced a new wave of repression.

## REFERENCES

1. Karimov.I.A. *We build our future with our own hands*. T.7.-Tashkent: Uzbekistan, 1999.
2. Jurayev M. and etc. *New history of Uzbekistan*. Tashkent: Sharq, 2000.
3. *Red Uzbekistan*. August 28, 1951.
4. "Sharq Yulduzi", 1989, Vol.4.
5. Karimov I.A. *From the speech at the opening ceremony of the "Memory of Martyrs" memorial complex*. // "Xalq So'zi". May13, 2000.
6. Halilbekov A. "Namangan adabiy gulshani". – Namangan: 2007.
7. Nazarov B. *A composer of ghazals* // "Chust haqiqati". February 20, 1993.
8. Husaynkhan Orif. *I became countryless in my own land*. // "Chust haqiqati". February 6, 2001. No.6.
9. Kodirkhanov R, Sharipov B. *Scholars from Chust who lived in 19<sup>th</sup> – 20<sup>th</sup>*. – Namangan, 2007.
10. Mamajonov N. *the Echo* // "Sharq Yulduzi". -1989. No.9.



# COSMOSTRUCTURAL FEATURES AND STRUCTURAL-TECTONIC ANALYSIS OF THE MALGUZAR SQUARE (MALGUZAR MOUNTAINS)

**Movlanov J.J.**

Director of the Center for Geoinnovation  
Technologies University of Geological  
Sciences,  
Doctor of philosophy (PhD) in Geological and  
Mineralogical Sciences,

**Goipov A.B.**

Leading Geologist,  
Center for Remote Sensing of the Earth and  
GIS Technologies,  
State Institution "Institute of Mineral  
resources",  
Doctor of Philosophy (PhD) in geological and  
mineralogical sciences,  
Goskomgeologiya RUz,  
Tashkent, Uzbekistan

---

## ANNOTATION

*The work was carried out using digital space imagery materials Landsat (ETM +, OLI), Aster TERRA, QuickBird and modern software products ArcGIS-10.5.4, ENVI-5.4 based on GIS technologies. Effective methods of forecasting, prospecting and prospecting for mineral resources, the use of space survey materials are firmly included in the practice of geological exploration and the use of GIS technologies is becoming mandatory.*

**KEYWORDS:** *interpretation, remote sensing of the Earth, ring structures, structurally decoded complexes, intrusive complexes, criteria, prospective areas, tectonics, interpretation, digital processing, color anomalies.*

---

## DISCUSSION

The Malguzar Mountains are a continuation of the North Nurata ridge, stretched in the southeast direction for 100 km from the river. Sanzar before joining the Turkestan ridge. The southern slope is short, relatively gentle, the northern one is long, steeper, plunges under the Quaternary deposits of the foothill depression (the western part of the zone of "depressions of the 40th parallel", according to V.N. Weber) and is cut by a system of submeridionally located river valleys and gorges [1, 2].

The ridge is composed of a stratum of Lower and Middle Paleozoic terrigenous-carbonate deposits, collected in the mega-anticline of the same name, which is complicated by fine folding and a series of large faults of northwestern, sublatitudinal, meridional and northeastern striking.

To identify linear structures and lineaments in the study area, we used Quick Bird satellite images and a radar satellite image obtained from the SRTM satellite, and for mineralization zones, Aster and Landsat-8 satellite images. ASTER is the first multispectral spaceborne sensor to distinguish and identify alteration minerals in the short-wave infrared

(SWIR) range of the electromagnetic spectrum [5]. ASTER satellite images are used to map mineral zones of hydrothermal alteration associated with the mineralization of porphyry copper and epithermal gold, for lithological mapping and detection of mineral changes associated with gold, mapping of host rocks associated with porphyry copper-molybdenum mineralization [6, 7].

When searching for mineral deposits, the main objects of interpretation in space images are lineaments (linear structures or faults) and ring structures.

Solving problems of identifying geological structures precisely by classifying them according to certain criteria is a time-consuming process. It consists in creating a common class for one structure, since when designating one class, the classification algorithm produces certain groups of values of several pixels that are not related to the target object.

It has been established that most of the gold deposits of this type are fractured, their prospects are associated with the scale of ore-bearing fractures or the development of numerous small fracture faults grouped into a single ore-bearing zone (system). The connecting element of ore-bearing fracture systems are ore-





controlling faults. Their interposition and development determine the location of ore formation [3].

Fractured zones with an increase in the number of lineaments are noted within the Paleozoic formations, under conditions of openness and semi-closed surface, which is noticeable when they are rarefied in flat areas. With the removal of the relief, the number of structural units on the identified linear structures decreases. As a result, a digital elevation model is formed with the boundaries of structurally decipherable complexes.

The results of processing by automated methods make it possible to map all structural units, as well as new and assumed faults, zones of regional fracturing of sub-latitudinal strike, ring structures, wedge-shaped blocks, etc.

By tectonic zoning, the Malguzar Mountains belong to the Malguzar-Nurata subzone of the Nuratau-Turkestan zone of the Southern Tien Shan. According to the radar satellite image from the south, the subzone is limited by the North Turkestan, from the north - by the North Nurata regional deep-seated faults. By the nature and features of the morphology of the gravitational field, the area is attributed to the Nuratau-Alai zone and is characterized by a reduced level of the gravitational field and alternating anomalies consistent with the general strike of the zone.

The establishment of the main structures that determined the tectonic structure of the Malguzar Mountains took place in the Silurian, under conditions of general compression. The first-order plicative structure is the Malguzar synclinorium, composed of terrigenous, carbonate-terrigenous and carbonate sediments of the Silurian and Carboniferous. It consists of a series of simple, isoclinal anticlines and synclines of the II order, complicated by symmetric and asymmetric folds of the II-IV orders, which, in turn, are crumpled to the point of flattening in the cores of the structures. The width of the larger ones is 300-1000 m, the length is from 1-3 km to the first ten. In the zones of influence of large faults, small isoclinal near-fault folding is developed, thrown back to the north or south.

Discontinuous structures are represented by subconcordant oblique and transversely cutting disturbances. Regional deep faults, according to the radar satellite image, with a viscous nature of dislocations, manifested in several stages. They are represented by numerous sutures of mylonites, cataclasites with a large number of intensely sheared or crushed boudins of host rocks. The thickness of the seams is from the first meters to the first hundred meters, the length is up to hundreds of kilometers, the total capacity is up to the first kilometers. Superimposed mineralization - pyrite, pyrrhotite, chalcopyrite, etc. - is often noted in Budins. The strike of the zones is sublatitudinal, northwestward (290-310°), the dip is subvertical with declination to the south or north.

Large faults of the second order on the northern slopes (from south to north) are: sublatitudinal

- Kurpin upthrust, Lyaylyaguyin normal fault, Zambar uplift and northwestern - Ardakshan upthrust. They can be traced practically along all northern slopes and in the west-north-west they go under the modern sediments. The first two are represented by zones of close sutures of cataclasites, mylonites with a thickness from the first m to 100-200 m, dip to the south and north (respectively) at angles of 70-80°. The named faults limit the Bakhmal field from the north and south. The Zambara and Ardakshan faults are poorly studied due to poor exposure; according to the available information, they represent zones of intense crumpling.

Small, northwestern faults are also represented by zones of mylonites, cataclasites, intense shearing with a thickness from the first meters to the first tens of meters, up to the first kilometers.

Fractures of the northeastern direction on the surface are weakly manifested, only in the area of the Bakhmal deposit are they clearly recorded by intensive sheeting of diabase porphyrites and transverse folding in the Silurian shales and Devonian limestones. The regional cross-cutting structure of this direction is the West Tien Shan deep fault, the main seam of which runs along the northwestern end of the Malguzar mountains. Its influence extends to a significant part of the mountains, which is expressed by areas of increased fracturing or transverse micro-folding, superimposed on longitudinal macrostructures. Undoubtedly, he had a certain role in the localization of industrial mineralization at the Bakhmal deposit. The combination of the above violations of different directions gives the block structure to the Malguzar Mountains region. Most of the ore occurrences of the Malguzar Mountains are associated with large zones of shear, however, the most significant (Bakhmal, Etymtau, Shaibek, Yulsay, Karasu) are localized in the fractures of brittle deformations or their junction points with viscous deep faults.

Processing of Earth remote sensing materials was performed in the ENVI software. For this, methods were used to determine structural units with the maximum information content of the processed image. As a result of the revealed lineaments, a tectonic density map was constructed.

The development of cross-cutting faults of various strikes is characteristic of the study area. The faults of latitudinal, northeastern striking are actively manifested. So, faults of azimuth 320 are manifested in the valley part of the region with a constant step and follow (from south-east to north-west) through points along the lake. Tudakul and further to the southwest; along the northern side of the river. Zarafshan.

The final processing of the identified territories is carried out in the software for processing vector information such as ArcGIS, where, using the functions of statistical processing, the final generalization of polygonal objects (selected territories) is carried out. In addition, structural



elements and faults were found that did not appear in the original satellite image.

Thus, in the course of the work, it was established that the main role in the distribution of mineralization in structures II-III and higher orders is relative to the deep fault. The identified potentially promising zones were identified based on the results of the integration of the available information and the ratio of satellite imagery channels, as well as on the spectral signature of minerals and rocks. In addition, as a result of the research carried out, two potentially promising areas have been identified, which are recommended for further more detailed geological prospecting work.

## REFERENCES

1. Borisov OM, Tkhai MN Block structure of the Malguzar mountains according to the interpretation of the small-scale image of Meteor-29 // *Uzbek. geol. zhurn.* - 1982. - No. 2. - S. 48-52.
2. Borisov O.M., Glukh A.K. Ring structures and lineaments of Central Asia. - T.: Fan, 1982. - 122 s.
3. Glukh A.K., Islamov B.F. The use of space methods of geological research in predicting the location of gold-bearing objects (on the example of the Kochbulak ore field) // *Geology and Mineral Resources.* - 2012. - No. 3. - S. 26-34.
4. Sabbaghi H., Moradzadeh A., Haroni H. A. ASTER spectral analysis for host rock associated with porphyry copper-molybdenum mineralization // *Geologica Macedonica.* - 2017. - Vol. 31. - No. 1. - R. 49-65.
5. Crosta A.P., Filho C.R.S., Azevedo F., Brodie C. Targeting key alteration of minerals in epithermal deposits in Patagonia, Argentina, using ASTER imagery and principal component analysis // *Int. J. Remote. Sens.* - 2003. - No. 24. - R. 4233-4240.
6. Pour A.B., Hashim M. The application of ASTER remote sensing data to porphyry copper and epithermal gold deposits // *Ore Geology Reviews.* - 2012. - No. 44. - P. 1-9.
7. Zhang X., Pazner M., Duke N. Lithologic and mineral information extraction for gold exploration using ASTER data in the south Chocolate Mountains (California) // *ISPRS Journal of Photogrammetry and Remote Sensing.* - 2007. - Vol. 62. - No. 4. - P. 271-282.
8. Мовланов Ж. Ж. и др. ИЗУЧЕНИЯ УСЛОВИЙ РАЗМЕЩЕНИЯ ЗОЛОТОГО ОРУДЕНЕНИЯ ЗАПАДНОЙ ЧАСТИ ЮЖНО-НУРАТИНСКИХ ГОР С ИСПОЛЬЗОВАНИЕМ ДИСТАНЦИОННЫХ ОСНОВ // Сборник тезисов докладов шестнадцатой Всероссийской открытой конференции "Современные проблемы дистанционного зондирования Земли из космоса". - 2018. - С. 378-378.
9. Мовланов Ж. Ж., Пирназаров М. М. К ВОПРОСУ КОМПЛЕКСИРОВАНИЯ И ГЕОХИМИЧЕСКИХ МЕТОДОВ ПОИСКОВ ПРИ ПРОГНОЗИРОВАНИИ ОРУДЕНЕНИЯ НА ЗАКРЫТЫХ ТЕРРИТОРИЯХ // Геология и минерально-сырьевые ресурсы Северо-Востока России. - 2016. - С. 121-124.
10. Мовланов Ж. Ж., Абдуллаев Л. А. Изучение условий размещения золотого и вольфрамового оруденений в западной части Южно-Нуратинских гор с использованием новых цифровых материалов теледетекции // Материалы 17-й Всероссийской открытой конференции "Современные проблемы дистанционного зондирования Земли из космоса". - 2019. - С. 392-392.
11. Мовланов Ж. Ж., Абдуллаев Л. А. Составление космофотогеологической карты с рудоконтролирующими факторами на Койташском рудном поле в Северном Нурау // Материалы 17-й Всероссийской открытой конференции "Современные проблемы дистанционного зондирования Земли из космоса". - 2019. - С. 393-393.
12. Пирназаров М. М. и др. ГЕОХИМИЧЕСКИЙ ПРОГНОЗ ПЕРЕКРЫТОГО ЗОЛОТО-РЕДКОМЕТАЛЬНОГО ОРУДЕНЕНИЯ ВОСТОЧНО-БУКАНТАУСКИХ ГОР (ЗАПАДНЫЙ УЗБЕКИСТАН) С УЧЕТОМ ЛИТОЛОГО-СТРУКТУРНЫХ ДАННЫХ // Научно-методические основы прогноза, поисков и оценки месторождений благородных, цветных металлов и алмазов. - 2017. - С. 110-110.
13. KOLOSKOVA S., MOVLANOV J. Typomorphic features of the quartz of various mineral paragenesis from the gold mineralization in Karakshatau Mountains (West Uzbekistan) // *Maden Tetkik ve Arama Dergisi.* - T. 159. - №. 159. - С. 117-127.
14. Koloskova S., Movlanov J. TYPOMORPHIC FEATURES OF THE QUARTZ OF VARIOUS GENETIC TYPE AND COMPOSITION OF MINERAL PARAGENESIS OF ORE-GRADE GOLD IN KARAKCATAU MOUNTAINS (WEST UZBEKISTAN) // *Maden Tetkik ve Arama Dergisi.* - №. 158. - С. 10-20.
15. KOLOSKOVA S., MOVLANOV J. Karakchatau Dağları'ndaki (Batu Özbekistan) altın cevherleşmesi içerisindeki farklı köken ve bileşimli mineral parajenezlerine ait kuvars minerallerinin tipomorfi k özellikleri // *Maden Tetkik ve Arama Dergisi.* - 2019. - №. 159. - С. 121-131.
16. ARAMA M. T. V. E. Karakchatau Dağları'ndaki (Batu Özbekistan) altın cevherleşmesi içerisindeki farklı köken ve bileşimli mineral parajenezlerine ait kuvars minerallerinin tipomorfik özellikleri.



# AUTOMATED DETECTION OF PROSPECTIVE SITES RELATION TO SPECTRAL CHANNELS KOSMOSNIMKA AND FAMOUS REFERENCES OF THE MALGUZAR AREA (MALGUZAR MOUNTAINS)

## Goipov A.B.

Leading Geologist,  
Center for Remote Sensing and GIS  
Technologies,  
Institute of Mineral Resources,  
Doctor of Philosophy (PhD) in Geological and  
Mineralogical Sciences

## Movlanov J.J.

Director of the Center for Geoinnovation  
Technologies University of Geological  
Sciences,  
Doctor of Philosophy (PhD) in Geological and  
Mineralogical Sciences,  
State Committee for Geology of the Republic  
of Uzbekistan,  
Tashkent, Uzbekistan

---

### ANNOTATION

*The work was carried out with the use of digital space survey materials and effective methods of forecasting, prospecting and exploration of mineral resources, the use of space survey materials is firmly included in the practice of geological exploration and the use of GIS technologies is becoming mandatory.*

**KEYWORDS:** *interpretation, remote sensing of the Earth, ring structures, structurally decoded complexes, intrusive complexes, criteria, prospective areas, tectonics, interpretation, digital processing, color anomalies.*

---

### DISCUSSION

The systematization and generalization of materials on the gold content of the Malguzar mountains make it possible to recommend the continuation of prospecting works aimed at revealing hidden gold ore objects. The Malguzar mountains are located at the north-western end of the Turkestan ridge (South Tien Shan), north-north-western orientation, 120 km long and 30-45 km wide. From the Chumkurtau ridge, located to the south, they are separated by a narrow river valley. Sanzar [1, 2].

Automated allocation of promising areas by the method of multiple coincidences on the spectral channels of a satellite image to known reference objects for the subsequent conduct of geological exploration.

One of the main stages of work is the creation of a description space with a combination of various spectral channels of space images or their features, describing the territory and reflecting certain aspects of the phenomenon or process under study. Initially, the original space image is processed, since when solving many geological problems, the direct application of the brightness characteristics of the initial space materials does not always give satisfactory results. To improve

the results, the relative clarity of the image of satellite images (SI) is directly increased, the variability of the pixel values is reduced, which is achieved through the normalization of solar radiation by transforming the spectral brightness, i.e. atmospheric correction is performed. All these stages are calculated by algorithms built into the GIS program.

Most of the data that ends up in the hands of the end user is already atmospheric corrected. However, due to the fact that the process of correcting large amounts of data is fully automated, the algorithms used for the correction are calculated based on the averaged indicators, without taking into account the peculiarities of obtaining each specific image.

A common problem when using satellite imagery is cloudiness. A number of software packages for processing Earth remote sensing (ERS) relatively successfully cope with reducing the effect of cloudiness on the image, but it costs some money, is not applicable in all cases, and sometimes requires additional data on the state of the atmosphere at the time of the survey. To modify the model for a specific image and perform the correction, you must perform the following steps: The



main stages of this process: obtaining metadata, data analysis, modifying the model, launching the model.

The input snapshot in the model must be a single, multi-band file (channels 1, 2, 3, 4, 5, 7, combined using the Layer Stack module). The result of the program's work is an atmosphere-corrected image, the file format is unsigned 8 bit.

The next step is to enter cartographic data. Geological maps and schemes, presented mainly in paper form, were scanned, processed and spatially referenced. Further, by means of their vectorization, several sets of vector objects were formed, representing geological boundaries, fault structures, points of reference objects of hydrocarbon deposits. To ensure the possibility of joint analysis of geochemical data and geological materials, the latter were transformed into a grid view by calculating at the nodes of the regular network  $100 \times 100$  m (coinciding with the geophysical network) a number of heuristic characteristics reflecting the structural relationships of geological objects: the distance from the network node to the nearest geological object of a certain type (for example, points of a reference object: Tangi, Avliye, Marjanbulak, etc.), the number of intersections of linear geological objects of one or more types (for example, faults and geological boundaries), as well as the density of faults and geological boundaries in a sliding neighborhood (where the density - the total length divided by the area of the neighborhood), etc. The obtained characteristics were used in the formation of the feature space, along with the physical fields.

The next step is to create thematic channels of various combinations, that is, we use the division method, which is practiced in many automated methods. The analysis of the existing algorithms for decoding the SI showed that when these algorithms are used, a high reliability of the selection of a particular class of objects in various images is not always achieved.

To improve the deciphering properties of natural and anthropogenic objects, various spectral transformations are used for SI, the essence of which is the transition from one space of spectral features to another. However, with a specific transformation, the decryption properties can increase only in some classes of objects, while in others they remain unchanged. Therefore, it is necessary to use various spectral transformations in the complex. Taking into account that the spectral brightness of images of objects strongly depends on the influence of external factors, when decoding remote sensing and detecting changes, it is necessary to apply in addition to algorithms based on transforming spectral brightness, algorithms using structural features. Structural features are preserved in different spectral channels, in contrast to spectral ones. When interpreting mountain structures, lands, soils and vegetation according to the proposed algorithm, it is necessary to use multi-zone SI of high or medium resolution with a sufficiently large number of spectral

channels, and to detect changes using wavelet analysis, it is sufficient to use panchromatic images.

Thus, it becomes necessary to create thematic channels. Combinations of spectral channels of 42 types (1/2, 1/3, 2/3, 5/3, 5/7, 7/1, etc.) were used. Out of 42 thematic channels with different combinations, 6 functional images are created: 61-62-8; 57-54-43; 57-54-31-43-53-52-51-47-37-27-17-32-42-12; 6-76-46-36-26-16; 54-31-43; 61-62-57-54-31-43.

On the obtained SI, one of the standards is located on a cell (pixel) consisting of three layers, i.e., layers R1, G2, and B3 of the spectral channel. Each layer has its own attribute value, which serves to identify or describe the class, category, group to which the cell belongs, or to set a quantitative characteristic of the property that describes this raster, R1 - layer 55, second G - 46, third B - 49. When changing the combination of the CS channels to R4G5B6, the pixel values acquire other digital values (R4 channel = 87, G5 channel = 66, B6 channel = 37). As a result, we get a pixel with 6 values per one standard (121, 153, 131, 178, 182).

At the next stage, it will be necessary to solve two problems, the first is to find the average digital value and the second is to simultaneously cover the neighboring pixels, that is, to find the distribution of the values of the initial information over the neighboring zones.

To solve this problem, the module of the aggregate function is used. The aggregate function resamples the input raster to a coarse resolution based on a defined aggregation strategy (Sum, Min, Max, Mean, or median). The aggregate function works as follows: it multiplies the cell resolution of the input raster by the coefficient specified in the cell coefficient parameter. The resulting value corresponds to the resolution of the cells of the output raster. It maps the spatial scales of the output cells to the input raster.

The use of this module made it possible to obtain the desired resolution in the form of a grid and a cell value, which contains one digital value and increases the processing speed with a decrease in the memory size. A grid theme represents a geographic layer where space is divided into square cells. Each cell stores a numerical data value, conveys information about the geographic layer that it represents.

When viewing the attribute table under the value 735, the number of this value was 23 cells. For each calculated standard there are several tens of raster cells related to this standard; areas are highlighted where they are concentrated. So, in the study area, 653 cells were identified according to 6 standards.

Grid points covering known deposits were used as reference points. Since within the study area there are several localized groups of such zones located in different geological conditions, initially the entire set of reference objects (network nodes) was divided into 5 classes based on a priori structural and reflective representations. At the same time, spatially close objects were combined into one class. Since such a





division of the reference sample was initially carried out without taking into account the nature of the manifestation of objects in geophysical fields, special procedures for clustering objects were additionally performed using the IZODATA algorithms. After analyzing the clustering results, the list of reference class objects and their structure were changed. So, two of the five classes were combined, and vice versa, one of the classes was divided into two.

Further, on the basis of multidimensional scaling procedures, objects uncharacteristic for it were removed from each obtained class, which made it possible to significantly increase the degree of compactness of class images.

Depending on the information it represents, a grid topic can be created from both integer and floating point values. The estimation of the surface values between these points is carried out by averaging the values of the points of the neighboring zones, taking into account the degree of their proximity to the given point, but at the same time it is necessary to separate the small and large zones related to the location of the reference object. To do this, the "boundary clean" module is used to select high and low priority zones. The purpose of identifying these zones in the grid is to study adjacent values, and in what capacity they are common. So, if the reference object can be in the zone of small values, then it can be ignored during processing. For each grid with high and low priority values, processing is carried out to identify points related to the reference cells, and are calculated on the raster calculator, i.e., we calculate the common areas of pixels for different grids. This tool is designed for calculations that support multiple operators and functions, select queries, and map algebra syntax. The input data for the calculator can be grid datasets or raster layers.

For the next processing process, the Inverse Distance Weighted Method (DWM) is used. This interpolation method assumes that each input point has an impact that decreases with distance. Since the GIS forecasting unit works with data specified at the points of the regular grid, it becomes necessary to bring the initial data to a grid form, in which the data is correlated with the network nodes that form a finite set of objects  $X = \{X_1, X_2, \dots, X_n\}$ . For this purpose, for the obtained SI in the grid format, signs are calculated - characteristics related to the nodes of the regular network: the distance from the network node to the nearest object of a certain type, the frequency of occurrence of objects in the sliding window. The closer the point is to the cell being processed, the greater its weight. The clustering module (The Cluster/Outlier Analysis) made it possible to calculate the weight values in order to find the degree of difference with neighboring areas, the location of the standards and the application of the values for their averaging.

The presence of a reference sample allows you to perform the stage of minimizing the description space. It is based on the search for a diagnostic set of

features that best characterizes the territory in terms of its similarity with the reference sample of a specific value. Diagnostic sets are calculated using various decision rules and similarity measures; in this case, the probabilistic error of the set identification is estimated. The decision rule for which the probabilistic error of identifying the diagnostic set is minimized is recognized as optimal. Features that are not included in this set are excluded from further consideration. Using the algorithms built into the software, we calculate the average value of the reference objects and the DWM of each functional image, as a result, we get a grid theme and then we sum them up.

Then a statistical analysis of the neighborhood by grid themes was carried out within a rectangle of  $6 \times 6$  cells.

At the next stage, recognition was carried out based on the nearest neighbor method with finding the Euclidean distance between objects in a multidimensional feature space. Recognition results are based on a diagnostic set of features (dimension 16), a diagnosing set of features and a set of geometric features (it includes features of roundness, shape, area, length, height) and only by a set of geometric features.

The following statistical characteristics are calculated within the neighborhood area: majority, maximum, mean, median, minimum, minority, range, standard deviation, sum, number of unique values. As a result, after using the procedure for calculating statistical characteristics, halos of potentially promising positions were identified.

The described technology covers the main stages of the prospecting process and is based on the processing and integrated analysis of materials from heterogeneous and multi-level surveys. The developed technique makes it possible to extract additional geological information from the spacecraft and to reveal structural elements that are not identified directly in the images and their transformations, which significantly increases the information content of space survey materials.

For an additional factor of identifying positions, the results obtained using a GIS project on a special analysis of the pattern recognition method were also used. The identified cells for each value of the geophysical data were summarized with the results obtained using the method described above. Thus, forecast maps were compiled for the interpretation of the Landsat TM, ASTER SI with favorable positions for the localization of endogenous mineralization. The promising positions with the integration of geophysical, geological data and remote sensing data have been identified.

Industrial deposits, small occurrences and ore points of various mineral resources of the region are localized in the Nurata and Turkestan-Alai metallogenic subzones, the Nuratino-Turkestan metallogenic zone, and the South Tien Shan metallogenic region. These subzones contain the Zarmitan deposit, the Marjanbulak ore field, the





Bakhmal shallow deposit, the Etymtau, Chetkisay ore occurrences, the Ravat, Uchkizlar gold mineralization points, etc.

The presence of latitudinal and sub latitudinal zones of crumpling and ruptures is characteristic of the localization of gold mineralization. Thus, through the identification of faults and the study of the relationship with mineralization based on GIS technologies in vector information processing software such as ArcGIS, using the functions of statistical processing, the final generalization of linear features is carried out. In addition, structural elements and faults were found that did not appear on the original KS.

All deposits and occurrences of gold belong to the gold-quartz low-sulfide formation, hydrothermal industrial type. These data facilitate the application of the method of processing hydrothermal components and the detection of photo tones of anomalous objects.

As a result, the final processing of the identified territories is carried out in software using the processing of vector information such as ArcGIS, where, using the functions of statistical processing, the final generalization of polygonal objects (selected territories) takes place. In addition, structural elements and faults were found that did not appear on the original remote sensing (RS).

Thus, in the course of the work, it was established that the main role in the distribution of mineralization belongs to structures of II-III and higher orders relative to the deep fault. The identified potentially promising zones were identified based on the results of integration, available information on the ratios of the RS channels, as well as the spectral signature of minerals and rocks. In addition, as a result of the research, two potentially promising areas were identified, which are recommended for further conducting more detailed geological prospecting works.

## REFERENCES

1. Borisov OM, Tkhai MN Block structure of the Malguzar mountains according to the interpretation of the small-scale image of Meteor-29 // *Uzbek. geol. zhurn.* - 1982. - No. 2. - S. 48-52.
2. Borisov O.M., Glukh A.K. Ring structures and lineaments of Central Asia. - T.: Fan, 1982. - 122 s.
3. Glukh A.K., Islamov B.F. The use of space methods of geological research in predicting the location of gold-bearing objects (on the example of the Kochbulak ore field) // *Geology and Mineral Resources.* - 2012. - No. 3. - S. 26-34.
4. Sabbaghi H., Moradzadeh A., Haroni H. A. ASTER spectral analysis for host rock associated with porphyry copper-molybdenum mineralization // *Geologica Macedonica.* - 2017. - Vol. 31. - No. 1. - R. 49-65.
5. Crosta A.P., Filho C.R.S., Azevedo F., Brodie C. Targeting key alteration of minerals in epithermal deposits in Patagonia, Argentina, using ASTER imagery and principal component analysis // *Int. J. Remote. Sens.* - 2003. - No. 24. - R. 4233-4240.
6. Pour A.B., Hashim M. The application of ASTER remote sensing data to porphyry copper and epithermal gold deposits // *Ore Geology Reviews.* - 2012. - No. 44. - P. 1-9.
7. Zhang X., Pazner M., Duke N. Lithologic and mineral information extraction for gold exploration using ASTER data in the south Chocolate Mountains (California) // *ISPRS Journal of Photogrammetry and Remote Sensing.* - 2007. - Vol. 62. - No. 4. - P. 271-282.
1. 8. Мовланов Ж. Ж. и др. ИЗУЧЕНИЯ УСЛОВИЙ РАЗМЕЩЕНИЯ ЗОЛОТОГО ОРУДЕНЕНИЯ ЗАПАДНОЙ ЧАСТИ ЮЖНО-НУРАТИНСКИХ ГОР С ИСПОЛЬЗОВАНИЕМ ДИСТАНЦИОННЫХ ОСНОВ // Сборник тезисов докладов шестнадцатой Всероссийской открытой конференции "Современные проблемы дистанционного зондирования Земли из космоса". - 2018. - С. 378-378.
8. Мовланов Ж. Ж., Пирназаров М. М. К ВОПРОСУ КОМПЛЕКСИРОВАНИЯ КОСМОСТРУКТУРНЫХ И ГЕОХИМИЧЕСКИХ МЕТОДОВ ПОИСКОВ ПРИ ПРОГНОЗИРОВАНИИ ОРУДЕНЕНИЯ НА ЗАКРЫТЫХ ТЕРРИТОРИЯХ // *Геология и минерально-сырьевые ресурсы Северо-Востока России.* - 2016. - С. 121-124.
9. Мовланов Ж. Ж., Абдуллаев Л. А. Изучение условий размещения золотого и вольфрамового оруденений в западной части Южно-Нуратинских гор с использованием новых цифровых материалов теледетекции // *Материалы 17-й Всероссийской открытой конференции "Современные проблемы дистанционного зондирования Земли из космоса".* - 2019. - С. 392-392.
10. Мовланов Ж. Ж., Абдуллаев Л. А. Составление космофотогеологической карты с рудоконтролирующими факторами на Койташском рудном поле в Северном Нуратау // *Материалы 17-й Всероссийской открытой конференции "Современные проблемы дистанционного зондирования Земли из космоса".* - 2019. - С. 393-393.
11. Пирназаров М. М. и др. ГЕОХИМИЧЕСКИЙ ПРОГНОЗ ПЕРЕКРЫТОГО ЗОЛОТО-РЕДКОМЕТАЛЬНОГО ОРУДЕНЕНИЯ ВОСТОЧНО-БУКАНТАУСКИХ ГОР (ЗАПАДНЫЙ УЗБЕКИСТАН) С УЧЕТОМ ЛИТОЛОГО-СТРУКТУРНЫХ ДАННЫХ // *Научно-методические основы прогноза, поисков и оценки месторождений благородных, цветных металлов и алмазов.* - 2017. - С. 110-110.
12. KOLOSKOVA S., MOVLANOV J. Typomorphic features of the quartz of various mineral paragenesis from the gold mineralization in Karakshatau Mountains (West Uzbekistan) // *Maden Tetkik ve Arama Dergisi.* - T. 159. - №. 159. - С. 117-127.



13. Koloskova S., Movlanov J. *TYPOMORPHIC FEATURES OF THE QUARTZ OF VARIOUS GENETIC TYPE AND COMPOSITION OF MINERAL PARAGENESIS OF ORE-GRADE GOLD IN KARAKATAU MOUNTAINS (WEST UZBEKISTAN)* //Maden Tetkik ve Arama Dergisi. – №. 158. – C. 10-20.
14. KOLOSKOVA S., MOVLANOV J. *Karakchatau Dağları'ndaki (Batı Özbekistan) altın cevherleşmesi içerisindeki farklı köken ve bileşimli mineral parajenezlerine ait kuvars minerallerinin tipomorfi k özellikleri* //Maden Tetkik ve Arama Dergisi. – 2019. – №. 159. – C. 121-131.
15. ARAMA M. T. V. E. *Karakchatau Dağları'ndaki (Batı Özbekistan) altın cevherleşmesi içerisindeki farklı köken ve bileşimli mineral parajenezlerine ait kuvars minerallerinin tipomorfik özellikleri.*



## VISUAL ACTIVITIES OF PRESCHOOL CHILDREN

**D.Khudoyqulova, N.Ismailova.**

Teachers of the Department of Preschool Education Methods  
Namangan State University

---

### ABSTRACT

*This article discusses the visual activities of preschool children. The problem of understanding the psychology of color selection in children based on their drawing skills was analyzed.*

**KEYWORDS:** *preschool children, figurative expression, color, method, psychology, child psychology, ability*

---

### DISCUSSION

Forms of teaching preschool children are not about achieving results, but about building knowledge, skills and abilities. This goal defines its main feature. If the child is interested in the process of drawing and tries to draw beautifully, such a process is a game or an effective action. But when a child sets a specific goal for himself during a drawing lesson, these actions take on an educational look. For example, drawing better than the previous ones, painting the image correctly, or drawing straight lines are also types of such actions.

While the child's mental development takes place during learning and in passing on to the child the experience left by the previous generation, most of the knowledge and skills he acquires while communicating with adults, following their requirements, advice and instructions. Also V. Lebedev, Yu.Vasnetsov, A. Paxomov, V. Konashevich, E.Charushin, E. Rachev, K. Artistic images created by illustrators of children's books, such as Rotov, A. Kanevsky, expand the knowledge and skills of preschool children with their very concrete and emotional, colorful pictures, accuracy of pictures and compositions, completeness of life observations.

The role of descriptive activities in the mental development of children is great. Kindergarten children love to draw, make different things out of clay or plasticine, build buildings out of cubes, build bridges. In their descriptive activities, children try to reflect the external environment, the things in it, the animals, and not some unnatural, imaginary things. There will be elements of creativity in such activities of children. Children try to express their desires, aspirations, aspirations in such a way

through drawing, painting, making something out of clay or plasticine, application work. Although children's descriptive activities are very simple, in such activities they try to create something new by adding something of their own, not just passively depicting things and events around them. That is why some abilities in children begin to appear very early in their visual activities. It is known that a person is not born an artist, sculptor, painter. Such abilities in a person arise and develop in the process of engaging in descriptive activities from a young age. For example, we do not see any descriptive activity in infants. Such activity occurs from about two and a half years of age of the child.

For example, a two-year-old boy draws something with a pencil (holding it upright) and explains his curves as "this tree," "this man," "this house," "this cat." Children this age do not aim to depict anything while drawing. They are then called by the first name that comes to their brains, depending on the lines they draw. This period in children's visual activities is called the preparatory period.

Children's descriptive activities begin mainly in the middle and large groups. But the descriptive activities of this period are also in many respects schematic in nature. For example, when children draw a picture of a person, they draw one small and one large circle, from which they can draw arms and legs. When they draw a picture or make a statue of something, they do not adhere at all to the issues of size, perspective. This is why their drawings can be very large or very small in size. What is the reason for this?

First, kindergarten-age children do not have the same well-developed ability to observe as adults,



and they do not compare the objects in their drawings with real objects in real life. Children's descriptive activities are largely based on their imagination. For example, when a 4–5-year-old kindergartener was asked to draw a picture of his mother, he never began to draw in spite of his mother. When he was asked why he did not look at his mother, he replied that he knew her very well. The second reason why the visual activities of kindergarten children are so simple is that they have not yet developed some complex movement skills. In addition, kindergarten children do not aim to liken what they describe to real-life objects when they engage in visual activities. They also conduct visual activities in the form of games. They are not interested in the result of the imagery, but in the imagery itself. Children's visual activities are organized spontaneously, not systematically, consistently. That is why the child is able to rely only on his own imagination, without deep and complete observation of reality during such activities.

If the educator organizes the children's descriptive activities in a consistent manner and puts this work in a pedagogically correct way, the children's attitudes to the descriptive activities will change. When children are given a set goal and told to do so, they begin to take work seriously without turning imagery into play. For example, if children are asked to draw a holiday picture after a holiday, they will do it. Descriptive activities can be a great help in educating children of kindergarten age mentally, morally, and especially aesthetically. Therefore, it is necessary to pay attention to the pedagogically correct and interesting organization of descriptive activities of children of kindergarten age in accordance with the purpose.

Kindergarten-age children enjoy spending a long time drawing with colored pencils, colored paints, and creating a variety of appliques out of colored paper. But children's attitudes toward colors are unique. They paint what they like with very bright, beautiful colors, and what they don't like with black, dark browns. Children's descriptive activities have a serious impact on their imaginary and emotional processes. Because they are not indifferent to their work, no matter what imagery they are engaged in. They display their work and drawings in a visible place through their visual activities.

Preschool children's construction activities play a special role in the development of their observation and thinking. Build-up games are always goal-oriented games that require complex learning, skills, and knowledge from children. In building games, children learn that the details of different things (i.e., parts of them) are interrelated not only externally but also internally. Then they gather the necessary parts and get to work. A building game requires children to have completely different skills and training than drawing or appliqué. Therefore, even if children are very interested in construction

work, children of the first age will not be able to do it. They lack some skills, agility, experience. Kids this age can't go beyond building a bridge and putting things up like wood and planks. Older children, on the other hand, can make different things based on a picture (pattern). The following types of construction activities are usually distinguished:

- a) Standard construction;
- b) Construction under certain conditions or instructions;
- d) Construction on the basis of assumptions.

Children can do the construction work alone and as a team. In both cases, construction activities help children develop cognition, attention, observation, memory, and thought processes. Educators should provide guidance and instruction to children in organizing construction games. Adults are able to evaluate children's work, compare other children with the work process and outcome, allow the child to properly monitor their own actions, and evaluate their own knowledge and abilities. Children develop self-monitoring and self-assessment skills in relation to the learning task completed. In many cases, children approaching school age perform tasks that seem easy to them unwillingly, and strive for a result that is consistent with the level of knowledge and skills acquired from the child's point of view.

According to pediatricians, a healthy child is a child who plays well, speaks well and draws well. Just like language and play, painting is a means of revealing a child's inner world. Therefore, it is necessary to give the child the opportunity to draw so that he can express his inner experiences and feelings. Through the picture, the child can express his joys and sorrows, fears and fantasies, his attitude to the environment. According to psychologists, there is no child who does not draw, if the child does not want to draw, it means that he has a certain psychological stress. In children, color perception begins to appear very early. For example, according to the experiments of Professor NI Krasnogorsky, color differentiation begins to appear in children from 3-4 months. The child was fed from different colored bottles (breast milk), but only milk was given in a red bottle. After a while, the child would only react to the red bottle, i.e. only take the pacifier in the red bottle to his mouth, and be indifferent to the other bottles. This experience shows that children perceive and distinguish colors very early.

During drawing, children do not control their emotions, they create a "work" of the soul, not the mind. Therefore, it is very important to pay attention to all the details they draw, because it allows you to draw clear conclusions about the mental state of the child and his attitude to things around him. Let's find out how children feel by analyzing their drawings:

1. If our child is in a hurry, impatient, revengeful of excessive praise, playing with broken toys, we notice that the color he uses the most is red.



This is a unique feature of the child, and the child is brought up under the influence of education and environment. There is nothing to worry about. Such children have a very strong nervous system and are among the people who will achieve great success in the future, are not afraid of difficulties, will finish the work they started.

With frequent quarrels in the family, feeling lonely and in need of protection, children rarely use red.

2. Children who use pink a lot feel the need for adult support. Their natures are delicate, they are dependent on others. She is looking for a constant support, waiting for her parents to show love. It is necessary to be in constant tactical contact with such a child, that is, to kiss and hug them a lot.

3. If we do not pay enough attention and love to our children, dark green will prevail in their creations.

In fact, people who are stubborn and stubborn by nature prefer the color green. The light color of green indicates the need for protection. Usually children who do not feel the love of motherhood express this color a lot, and in the future, despite having high intellectual abilities, they will continue to prioritize safety for fear of innovation and hardship. We need to make sure that such children grow up with a sense of security and protection.

4. Our children, who prefer yellow in their drawings, will be creative, curious and imaginative. Such children can play with simple objects (simple sticks, stones, ..) as if they were different toys. They may not get bored even if they play alone. Because they are characterized by fantasy (imagining oneself in the world of fairy tales) and originality.

5. If our children's drawings show a predominance of orange and orange colors, we should immediately pay attention to their sleep time. More insomnia causes them high nervousness, unexplained screaming. We need to be extra careful if we use too many orange and orange (orange) colors. It is more difficult to calm such children, it is better to focus their efforts on doing things around the house to help parents.

6. It should be borne in mind that the feelings of our children, whose blue color is more predominant in their drawings, tend to be calm, noisy, selfless, and that such a child needs rest.

7. If the child is overly cramped, in need of freedom and encouragement, the predominance of blue-green in the drawings is noticeable. The requirements for such children should also be slightly reduced. Because these kids are naturally caring and honest with others. They do not need excessive demands.

8. Children who love purple will have a rich inner world and imagination. Children often use this color when they feel lonely, weak and defenseless. At this time, the child will need more love and encouragement.

9. When a child uses brown too much, there can be problems in his health, in his family. If such children do not receive serious attention and their problems persist, many emotional traumas can result in negative emotional states.

10. A gray child can use a lot of gray even when he is very tired and in a state of frustration. But the regular use of the screw is characterized by the constant rejection of the child, shyness, isolation, the tendency to wrap himself in his shell.

11. Regular use of black means that the child is experiencing stress. High self-confidence.

12. White is often used when a child feels lonely, nervous exhaustion, and emotional distress. They have no interest in life.

If the child presses the pencil with strong pressure, emotional tension is observed. If the pressure is too strong and the paper is torn, it is a sign that the conflicting situation is prevailing in our child. Lines drawn with weak pressure indicate impatience and passivity.

Of course, it is only the work of an experienced psychologist to draw conclusions by analyzing children's pictures. But in the development of children's creativity, in their development as physically and mentally healthy, it does not hurt anyone to know some important aspects of the scientific basis of science.

Because of their young age, children are not only unable to express their opinions in interpersonal relationships, but also to assess the situation. By analyzing the placement of objects in a child's drawings, the predominance of the colors used, you will learn about things that the child will never hear from themselves. Because when children draw, they describe what is in the psyche.

Creativity is a form of artistic expression of the child's personality is an important factor in development and childhood experience.

Different develop their imagination and creativity in forms children with disabilities have a national spiritual heritage and learn to respect culture. The child expresses his feelings through music, theater, visual activities, and so on assimilates. Rafael Santi's creative ability in the field of painting was eight years old, in Michelangelo thirteen, with I.E. Repin. He began to appear at the age of four in VASerov and at the age of six in VISurikov.

Sculpture classes are widely used in the system of visual activities in preschool educational institutions. Because sculpture is a convenient type of activity for preschool children to develop the necessary imagination, practical skills for school education. Well-known sculptor I.Ya. Gintsburg, while describing the educational significance of sculpture, noted that just as arithmetic plays a role in the study of mathematics, sculpture plays an important role in the study of fine arts. Because in other types of visual activities some details, elements





of objects (for example, the appearance of objects according to the law of perspective, the visual image of the being in general) change. As a result, in order to fully comprehend a work of fine art and depict it on the basis of certain laws, it is necessary to understand the illusions in the image. In sculpture, the ability to see them clearly, to describe them, makes it easier to teach children to interpret proportions correctly, to distinguish the primary from the secondary. Therefore, sculpture lessons in preschool education should be considered as the "reading alphabet" to create in children the first ideas about objects.

## REFERENCES

1. *Maktabgacha yoshdagi bolalar psixologiyasi: o'quv qo'llanma / Sabohat Xalilovna Jalilova, Sayyora Mirsoatovna Aripova.* <http://library.ziynet.uz/ru/book/24904>
2. *Изобразительная деятельность в детском саду Сакулина Н.П., Комарова Т.С.* <https://book.asia/book/2834426/0f1958?regionChanged=&redirect=8643081>
3. *3. Maktabgacha ta'lim muassasalarida applikasiya mashg'ulotlarini tashkil etish. G.A.Amirova, A.P.Sulaymonov, B.R.Djurayev T-2014. Ilmiy-metodik qo'llanma.* [https://kitobxon.com/uz/kitob/maktabgacha\\_talim\\_muassasalarida\\_applikaciya\\_mash%D2%93ulotlari](https://kitobxon.com/uz/kitob/maktabgacha_talim_muassasalarida_applikaciya_mash%D2%93ulotlari)
4. *Rasm, buyumlar yasash va tasviriv faoliyat metodikasi. M.Sh.Nurmatova ...* <http://kutubxona.adu.uz/kutubxona/53rasmbuyumlaryasashpdf.pdf>



# METAPHORS IN MODERN UZBEK LITERATURE AS A METHODOLOGICAL TOOL (ON THE EXAMPLE OF THE WORK OF ZULFIYA, O.HAJIYEVA, H.KHUDAYBERDIYEVA)

Izbosarova Shahnoza

Navoi State Pedagogical Institute (Uzbekistan)

## ANNOTATION

*Meraphora is a subjective phenomenon that arises from the creator's worldview. Along with this, it will be necessary to note the national-cultural aspects of metaphors. Depending on the national tradition, painting, national character, geographic environment, period, the level of development of Science and culture, words are metaphORIZED. Metaphors reflect imagination, artistry. In metaphors, the inconsistency of form and meaning is evident, and an invaluable example of thinking is manifested.*

**KEYWORDS:** *metaphor, culture, national-cultural unity, poetic text.*

## INTRODUCTION

The work of art is the wealth of every nation, because in it, together with the features of the language, the traditions, way of life, values of the nation are described. Therefore, the role of art literature in the development of the Uzbek language of literature is incomparable. For this reason, the language features of the artistic text are studied, compared among themselves.

“The further development of linguistics requires the study of not only the theory of language, but also its practical aspects. One of such practical aspects is the study of the language features of the work of art.”

One of the most important and fundamental concepts in the concept of artistic skill is the question of the artist's work on the language of the work. Each writer or poet must work with high taste, great endurance, absolute research and creativity on the language of his work. Because language is suddenly a powerful weapon of reflection of life in artistic literature. Skillfully using the language can only reflect life in the destiny and the relationship to it.

## MATERIALS AND METHODS

The quality and value of the work of art, the individual style of the writer, is determined, first of all, by his attractive language. Accordingly, dealing with issues of language and creative individual style of art work, as well as the style of artistic speech remains one of the most important problems

attracting the attention of Uzbek and world linguists. Zulfiya, one of the talented poets in Uzbek literature, O.Hajiyeva, H.The peculiarities of the works of khudoyberdiyeva are obvious. One of the bright edges that distinguishes the artistic skills of the creators from others is the uniqueness in the language. Poets used lexical units in their EPICs among all Language units, both appropriate and productive. As a result, the works of talented poets reached artistic perfection and ideological maturity. The creators try to understand the idea that they describe themselves, using mobile meanings, analogies, beautiful expressions in delivering to the reader in a concise, clear, expressive and understandable way.

The derivative to the meaning expressed in the Transports is considered to be the meaning. One of the means of conveying meaning, which is often used in the composition of the poem, is considered a metaphor. The metaphor is a transfer, taking into account the fact that the name of one subject resembles another on the one hand to another subject. Metaphor is one of the factors involved in the formation of new meanings of words. The main goal of using words in the composition of the poem in a metaphorical way is to show in the poem the objectivity, to increase visual acuity, to clearly and clearly reveal the subtleties of meaning. On the basis of pictorial and pictorial, the portable meaning occurring in the text is considered to be a connotative meaning. The metaphorical use of words is significant as one of the means of generating portable meaning - connotation. Metaphor is not only a means



of figurative, but also an embodiment of two meanings in a word, an expression of mental properties. According to Aristotle, "the metaphor is to move this fateful ordinary name from one species to another, or from one species to another, or from one species to another, or from one species to another, or from one species to another."

Zulfiya skillfully used metaphors in increasing the figurability of speech, in predicting the impressiveness of poetry. In particular, even when choosing a title for a poet, he uses metaphors in close proximity to a living folk language, the epic "fracture of memory" is an obvious proof of this. The sad days of the poet's family experienced in the past, the suffering of his parents, the period of his brother's prison is not a memory that the poet is happy to remember, it is a broken memory – a painful, sad memory is also reflected in the national and cultural aspects of the Uzbek nation. For example:

Yangamga esh bo'lib tikdim palagim,  
 Qog'ozdan sir tutgan satrimni tepchib,  
 Gullardi palakda *shirin* tilagim —  
 Ko'zimdan yoshlikning nurlarin ichib.

When the poet sounded a sweet wish, he thought that one day he would fulfill the cherished, good wishes he wished, dreamed of. He also expressed that these sweet wishes come true by bringing a metaphor to the example of his noble dreams, which lay a secret in his heart and do not want to be transferred not only to the line, but also to the palm.

When applying metaphoric, one thing-The Shape of the piece, the sign, the similar side of the movement is transferred to another-the piece. According to the application of metaphors can be divided into two groups: linguistic and private metaphors. If linguistic metaphors are free of pictorial and pictorial, then private metaphors are built on the basis of pictorial and pictorial.

Zulfiya said that everything that is remembered in one place of the epic "fracture of memory" is a sediment, it is clear that he does not want these memories xotirlashni, the poet expressed his own unique memory of the past through the metaphor of the sediment:

Mana, qalb — baxtu dard to'la deng azim,  
 Mavjlari shuhratim, hijron, o'kinchim.  
 Qo'rquv kalxatlari tegib sindirgan —  
 Yodim siniqlari ostda — *cho'kindi*.

The poet uses the metaphor of a memory fracture in his hand, and in the remaining places often the metaphor of a memory fracture. One of the figurative aspects of metaphors is the art of animating art, which is also one of the means of giving an image to the artistic text, emotional and emotional coloring. In this type of metaphorical application, human characteristics, States and actions are transferred to inanimate objects. In this way, it is

achieved to increase the sensitivity of speech, to the emergence of a connotative meaning:

*Yodim siniqlari*, qalq, ovoz beray,  
 Qalqdi, yuragim, chida, ber bardosh.  
 Qaragin titroqda — hammasi jonli,  
 Qara, hammasining yuzi qontalash...

The poet now moves the similar side of an action to something else. For example, he refers to his bitter memories as "get up", and when bitter memories are lifted, he refers to his heart as "give in, endure". He transports his memories based on character and makes them "face-blaming..." shows with metaphors. Words that denote such an action as the shield, chin, endurance inherent in Man, apply to the inanimate thing – the heart, generating strong emotionality.

The poetess she was once young, for this reason her father called her "boychechak", the boychechak is "the first spring-opening onion". In the poet's friends, the metaphor of the boychech is also noticeable:

Hovlimiz ziynati jambil, rayhonday,  
 Otam ta'biricha edim *boychechak*.

Hali biz sezmagam qora qisharo  
 Nahot, jonlanmoqda ishq otlig' chechak...

In one place of the epic, the poet writes:  
 O'zing tashna etding, o'zing suv tutding,  
 Qalbindagi *sahrom, daryomsan*, xalqim!  
 Seni seva-seva men boyib ketdim,  
 Dunyo ichra topgan *dunyomsan*, xalqim!

The words in the examples of the Sahara, the river, the people or the world, the combinations of my people, do not connect logically, but there is a metaphorical migration in them, in the people there is breadth, goodness, bleeding from it, in which there is equality to the universe. The same intrigue in the combinations immediately attracts the attention of the reader, the fact that the specific chord is not caught, the unusual one forces the reader to stop for a moment on the figurative in the image. Such "inaccuracy" of syntactic construction is of linguistic-aesthetic importance in the text of an artistic work than in the same correctness, smoothness.

In the Friends of Zulfiya, one can observe many metaphors that come with such horse words as baghir, boy, sheep. For example: the height of the water, the fire sheep, like the Earth's vineyard.

Yurak nihol olov qo'ynida,  
 Yonar, kular, yashnardi shaydo.

Such concepts as laughing, thriving are mostly considered to be inherent in man. The poet transports it to the heart, and in this way it serves to immerse the human qualities into the biblical heart, the artistic whims of the human mind of this landscape in it. Another example:

To'quvchini qo'shiqqa solib,  
 Qo'riq yerlar bag'riga kirdim.



L.I. According to Timofeyev, "in the metaphor...the main and additional meanings that do not have real (event) communication and connection, according to analogy or contradiction, will intersect." Talented poetess Oydin Hajiyeva also describes her entertainment in bright paints with her specific skill in the word tool. The role of metaphors among all Language units in his work is incomparable:

Bundagi o'g'lonlarni  
*Toychoq'im* de, erkam de,  
 O'g'lim yetmagan baxtga  
 Yeta olgan *bo'tam*, de!

In the Uzbek language, in relation to the child and close relatives, metaphors such as toychak, porridge, porridge are mainly used. This is a traditional metaphor. But the poet created a special artistry in this place. He has broken his feelings full of love into these metaphors.

D.Khudoyberganova notes that the word combination, used in the portable sense at the beginning of the text, will have its effect on the semantics of subsequent sentences of the text, that is, repeated portable meaning combinations will also carry metaphorical content to the next sentences, it is desirable to call this phenomenon "semantic inversion". "Semantic inversion" ensures the spread of metaphorical content throughout the text, the uniform preservation of figurative expression.

We can see this clearly in the following Egypt of Oydin Hajiyeva:

Goh aylanib *xayol saydiga*,  
 Dardlarimga izladim chora.  
 Goh yuragim shodlik paytida  
 Chappar urdi yer- ko'k opa!  
 Xayol goho og'ir tosh bo'lib,  
 Mixlab qo'ydi *hasrat tog'iga*.  
 Goh sinashta bir so'qmoq bo'lib,  
 Boshlab ketdi *baxt so'qmog'iga*.  
 Xayollarim-gohi bir ekin  
 Quvar *dilning tumanlarini*.  
 Barq urdirar *tuyg'ular mulkin*  
 Turfa gullik chamanlarini.

or

Jarohatdan bag'ri dog' bo'lsa  
*Ko'ngli siniq* shaxdi yo'q bo'lsa,  
 Xasga kuchi yetmas odamning,  
 Mingta joni qiladi kamlik!

Oydin Hajiyeva creates a metaphorical content in her work to give the socio-political spirit of the era through the lexemes of the district, cuttings, mountain sayd, toychak, bush, somon, leaf. The poet used mainly the word and the word combination form widely to express metaphorical meaning.

Bir *sovuq so'z* nogoh miyamga urib,  
 Sabru qarorimni *to'zitsa* parday,

Baxt, shunda shunda jonimga sen oro  
 kirib,  
 Yakkalab qo'y mading katta  
 shaharda...  
 To'g'ri dashnom, kerakli dakki  
 Goh do'stlikka solganda raxna,  
 Ko'zlarimga *achchiq yosh* qalqib,  
 Jismu jonim qoladi muzlab.

A.K.Avelichev: the analysis of various aspects of metaphorical expressions mechanism allowed to theoretically base the refusal of traditional understanding of metaphors in a "poetic" and "non-poetic" way. This conclusion, on the one hand, arises from the absence of their linguistic differences in obyektiv form in the mentioned types of metaphors, on the other hand, from the lack of a minimum text to address issues related to the "poetic" and "non-poetic" character of any concrete metaphor," he says.

In the work of Halima Khudoyberdiyeva, we also witnessed unique samples of national and cultural metaphors:

*Qaro kunlar* keldi...shab-u  
 ro'zniyo'qotdim,  
 Kim edim men, o'zimdagi o'zni yo'qotdim.  
 Tug'ilmadan oldin topgan do'stim so'z edi,  
*G'am changalzorida* nogoh so'zni yo'qotdim.

Halima Khudoyberdiyeva is in the language of readers with her wide range of thinking, unique perception, the world of creativity is deep and artistic. In this Egypt, the poet, along with expressing his mental state, creates a beautiful metaphor, supporting such combinations as the dark days, the clutches of grief. Or a poet in another poem:

Olov qushlar asir tushar *bo'xtan choxiga*,  
 Olov qushlar...chiqolmasdan *erkning tog'iga*.  
 Juvonmardlar lab bosgancha erk bayrog'iga,  
 Pistirmadan chiqqan o'qdan juvonmarg bo'lar.  
 so, boxtan choxi uses metaphors through the mountain compounds of the male, and those who do evil through the application of these compounds do not remain unpunished, one day he reports the sad completion of his day. The poet creates a beautiful example of metaphor even in the poem "you are dead only":

O'qday *tik yo'llarni* qars burganimda,  
*O'qtomir* darz ketar, og'riq bilmas had.  
 Faqat,  
 Seni topay men borganimda,  
 Sen o'lma faqat!

In this Egypt, the poet uses metaphorical units through such combinations as steep paths, Ox veins. The cry of the lyrical hero shahd ila sen olmme only gives a more special charm to these metaphorical units.

Or:

*Oramizda...Siz-u bizni ayru etmakka*,  
*Raqib qavat-qavat temir pardalar tutgay*.  
*Ammo, mening qo'lim qodir Sizga yetmakka*,



*Ko'nglim qodir, zanjirlaru temirdan o'tgay.*

When the poet draws the spiritual state of Asik in this verse, he expresses why he is capable of all in his work, although the opponents of giving two lovers ayru are iron curtains, but any iron that the lover disappoints-he expresses his desire for yor visol, passing through chains.

Hech buzmasdan *armon taxini*,

Yerga urmay *qayg'um narxini*,

Tarix bizning *qismat sharxini*,

Marjon kabi tizib boradi.

In this passage, the poetess creates a beautiful example of the metaphor of the world's infidelity, in which the lyrical hero is crushed by melancholy, while expressing the state of the descent of man as a historical necklace of all that he has done, the combinations such as armon taxi, the price of sorrow come.

## CONCLUSION

The peculiarities of metaphors are found in poetic works, which are considered within the framework of the artistic text. Poets try to ensure the aesthetic function of this tool when applying metaphors in their works. In their creation, the metaphor itself is the leader in the connected text. The metaphor skillfully used in the language of works created by the creators shows features such as dost accuracy and impressiveness, attractivenessadorlik and melodic. The specific style of the poets indicates that he, having understood the inner experiences of his hero, shares his grief, approaches to life events from the point of view of his image and chooses specific metaphors. Among all the word artists, creators Zulfiya, Oydin Hajiyeva, Halima Khudoyberdiyeva also managed to make the language of poetic works juicy, expressive, figurative and beautiful by applying poetic expressive, figurative words in our language in a metaphorical sense in their poems.

## REFERENCES

1. *Selected works of Zulfiya (3 volumes). Tashkent. G. Gulom Publishing House of Literature and Art, 1983-1986.*
2. *Akbarov A. Zulfiya. Tashkent. G. Gulam publishing house, 1983.*
3. *Qayumov L. Poetess Zulfiya. Tashkent, Uzdabiyonashr, 1965.*
4. <http://zulfiyaxonim.uz>





# HISTORY AND METHODOLOGY OF ACTION GAMES IN PRIMARY EDUCATION

**Zayniddinov Tojiddin Bakhriddinovich**

Associate Professor of the Department of Physical Culture  
Tashkent State Pedagogical University named after Nizami

---

## ABSTRACT

*This article discusses history and methodology of action games in primary education where pupils need to be able to move freely in a variety of movement situations such as to develop the necessary skills, to develop the mental and emotional qualities that will help them to function in life.*

**KEY WORDS.** *Action game, agility, strength, speed, action game history.*

---

## INTRODUCTION

Action games always play a big role in the process of keeping healthy life style . Even our most ancient ancestors knew and played a lot consciously. For example, wrestling, horse racing, archery, javelin throwing, javelin throwing, beatings, throwing stones and other objects, hunting wild animals. Action games were used for many reasons such as raising children in the family, hunting, fighting enemies, and many other reasons have been targeted and widely used in various games and exercises. People from Asian and European countries mainly hunted and invented various action games. As the consequence, they compared the behavior of animals to various changes in nature.

## MATERIALS AND METHODS

Tribes, tribal elders and young people, who understood that physical qualities such as agility, strength, endurance, and agility were used in the process of avoiding wild animals in hunting were specially trained. It was used to train physically strong, agile people to be educators and to raise children.

During the period of slavery, small crafts and later production developed. As a result, they made weapons of war, such as swords, spears, knives, axes, and sickles. They were used as games in various ceremonies.

In the social life of the Greeks, Romans and the peoples around them, where the first state came into being, the development of military weapons was a priority due to the many wars. He trained the soldiers physically in all respects to fight skillfully. It has become very popular among the people, turning some parts (elements) of combat exercises into games.

The Spartan system of the ancient Greeks, the Roman system of Italy, and similar educational institutions taught the most complex exercises, martial arts, and performed them in public.

During the period of feudal society, various new games were created based on the work of rich feudal lords and peasants. They competed in swordsmanship, javelin throwing, archery, boxing, wrestling, rock climbing, and swimming.

During the Middle Ages and the following centuries, the above-mentioned complex movement games became a form of competition, a test of strength and endurance, a weapon of war.

Admittedly, each nation had its own national games and ceremonies.

In the Arab world, horse racing, horse jumping, and horse racing are the national games, while in India, catching elephants and snakes, training them for the game, and chimney hockey are national. In African countries, catching and training tigers and other wild animals, spears, and archery are games that have been around since ancient times. In Eastern countries such as China, Japan, Korea, Taiwan, individual wrestling (wushu, taekwondo, karate, kickboxing, etc.) has long been used. Wrestling, equestrian games, border and other games are popular among the peoples of the Caucasus. Depending on the region of residence of the peoples of Russia (north, east and south), such national events as skiing, skating, boxing, wrestling, ice swimming, horse, steam, dog carts and sled racing. It is important to note that many of the games that were used as games in the past will later become sports. This can be seen in the first competitions in Europe in the first half of the XIX century. These activities became international and later led to the formation of various federations. On this basis, it will lead to the



organization of European and world championships and the Olympic Games.

## RESULTS AND DISCUSSIONS

However, each country has its own national movement. They are mainly used for physical education of children, recreation on holidays, and sometimes as competitions. The Uzbek national games can be divided into two categories:

1. Complex movement games (wrestling, equestrian games, dorboz, tug of war, wrist test, weightlifting, etc.).

2. Simple action games (cockfighting, white poplar-blue poplar, chilli, backbone, nine stones, storm, wormwood, etc.).

It should be noted that wrestling, equestrian games (racing, jumping, dancing), rock (weightlifting) are considered to be independent sports, but their parts (elements) have a deep place in the national consumption, using them as games. Occupies.

As for the concept of national action games, we can say that they are the only games that have been used in our country since ancient times. But there are also a lot of action games that have come from Central Asia and Europe for one reason or another and have become deeply entrenched and nationalized. Examples include “Cat and Mouse”, “Hook”, “Trap”, “Flag Fight”, “Shoulder Fight” (cockfighting) and more.

As mentioned above, the history of the origin and development of the Uzbek people’s national movement goes back to the history of ancient ancestors and generations. Wrestling, kupkari-ulak, racing, dorboz, fencing, javelin throwing, lifting weights, etc., which are very popular among the people today, are action (complex) games that have been going on since ancient times. There are many official sources on their origin and development.

Created 3,000 years ago, the Avesto describes a variety of tools and techniques to improve the health and longevity of young and old. Particular attention is paid to cleanliness, nutrition, rest, sleep and other vital needs. It is also recommended to walk in the fresh air, work up a sweat, do regular exercises (exercises, games) that move and strengthen the body.

The hadiths teach that every Muslim should work hard, exercise, and keep his limbs clean in order to prevent laziness, various diseases, and misbehavior. The point is, such activities require a variety of activities. That is, dressing, paying attention to cleanliness, participating in games honestly, and then washing and combing. This means that the content and purpose of the national action games are positive, such as the development of physical qualities, the observance of human qualities.

In the epic “Alpomish” such qualities as bravery, courage, sniper, horsemanship are depicted

in the image of “Alpomish” and “Barchinoy” in the spirit of high spirits. The fact that Alpomish carried the bow (ninety batman) left by his grandfather in his youth is not only a sign that he is a descendant of the Alps, but also a result of his cattle grazing, horseback riding and wrestling in the hills. Although it is a myth that the captain of the Ninety Alps defeated the Greens, especially in fulfilling the conditions set by Barchinoy (wrestling, horse racing, archery, sniper shooting – a thousand steps), there is some truth behind it. That is, in ancient times in the Surkhandarya region there were many young men and women who lived among the Babakhan mountains and practiced heroism. Their descendants are still world champions in wrestling. Taking into account these features, the Boysun district of Surkhandarya region hosts the UNESCO-listed international festival “Boysun Spring” every year since 2001. It mainly organizes Uzbek national games and broadcasts them all over the world.

In Jizzakh (1995-1996) and Termez (1998) for the first time held republican festivals “Alpomish Games” dedicated to the national games, which included complex movement games such as wrestling, kupkari-ulak, racing, as well as The use of national movement games such as “Buron”, “Shuvak”, “Nine stones”, “Arqang kuydi”, testing of wrist strength, tug of war has become noteworthy.

It is known that women’s activities are in the center of attention in all spheres. The Republican Festival “Tomaris Games” as a national game was held in 1999 in Jizzakh with great solemnity. Subsequent festivals were well organized in Shahrisabz, Gulistan and Namangan. These festivals embodied the national culture of the Uzbek people, their pride, diligence and mutual understanding. Samples of national movement games are on display at the annual Navruz, Independence Day and other cultural events.

It has become a tradition in the country to hold multi-level sports competitions such as “Umid Nihollari”, “Barkamol Avlod”, “Universiada” as part of continuing education. Their programs, especially the opening and closing ceremonies of the Universiade, rightly include national action games. There are a lot of scientific articles, collections, teaching aids on the essence of the Uzbek national movement, their types and methods of application. New games were covered in the collections of national and international scientific conferences held from 1991 to 2006. At the same time, there is a growing focus on the inclusion of national action games in the educational process. It is noteworthy that the “National Action Games” is a collection of about 500 games. It is gratifying that they include more than 100 Uzbek national movement games.



## CONCLUSION

In conclusion, we can say that action games (in general) have embodied the ideals, goals, and responsibilities of all peoples. Action games will need to be targeted and adapted to national characteristics.

## REFERENCES

1. *Action Strategy for the five priority areas of development of the Republic of Uzbekistan for 2017-2021. Decree of the President of the Republic of Uzbekistan dated February 7, 2017 No. PD-4947.*
2. *Azimov I. Sports physiology. T., 1993.*
3. *Vilkin Ya. Organization of work in physical culture and sports. M., FiS, 1997.*
4. *Voropaev V.V., Pushkin S.A. Short course gymnastics. M., «Soviet sport», 2008.*
5. *Gurevich I. Uprajneniya dlya modelirovaniya krugovoy trenirovki. Minsk, Polymya, 1990.*
6. *Radjapov U. Gymnastics Tashkent, 2018*



## METHODS AND TECHNIQUES FOR ASSESSING THE COMPETENCIES OF YOUNGER CLASSES IN THE LITERARY READING LESSONS

Mamatova Gulshan Amankulovna  
PhD., RTSPIKRN  
Tashkent city, Republic of Uzbekistan

## СПОСОБЫ И ПРИЕМЫ ОЦЕНИВАНИЯ КОМПЕТЕНЦИЙ УЧАЩИХСЯ МЛАДШИХ КЛАССОВ НА УРОКАХ ЛИТЕРАТУРНОГО ЧТЕНИЯ

Маматова Гулшан Аманкуловна  
PhD., РЦПИКРНО  
Г. Ташкент, Республика Узбекистан

### Аннотация

Данная статья посвящена проблеме оцениванию достижений учеников и расширения оценочного инструментария на уроках чтения в начальных классах. В ней показаны современные методы оценки учащихся на уроках чтения. Разработаны рекомендации по оценке качества чтения учащихся у учителей начальных классов.

**Ключевые слова:** метод, прием, оценка, мотивация, выразительное чтение, литературное развитие, дидактическое средства, логическое мышление, компетенция.

Одним из аспектов педагогической деятельности является оценка полученных результатов, в ходе которой можно установить успешность и результативность образовательной деятельности. В современных условиях перед учителями ставится задача изменения традиционных подходов к оцениванию достижений учеников и расширения оценочного инструментария. Педагог должен овладеть методами и приемами, позволяющими оценивать предметные, метапредметные и личностные образовательные результаты обучающегося на различных этапах образовательного процесса. Причем, эта оценка должна стать средством мотивации обучающегося к достижению высоких образовательных результатов и к личностному развитию.

Формирующее оценивание является эффективным способом повысить образовательные результаты каждого ученика, сократить разрыв между наиболее успевающими учащимися и теми, кто испытывает серьезные затруднения в обучении.

**Цель обучения литературному чтению в начальных классах - формирование «талантливый читателя» - читателя, адекватно, полноценно и творчески постигающего литературное наследие человечества, формирование читательской компетенции младшего школьника.** В начальной школе необходимо заложить основы формирования грамотного читателя. Грамотный читатель – это человек, у которого есть стойкая привычка к чтению, сформирована душевная и духовная потребность в нем как средстве



познания мира и самопознания. Это человек, владеющий техникой чтения, приёмами понимания прочитанного, знающий книги и умеющий их самостоятельно выбирать. Достижение этой цели предполагает решение следующих задач:

1. Формирование техники чтения и приёмов понимания и анализа текста – правильного типа читательской деятельности; одновременное развитие интереса к самому процессу чтения, потребности читать;

2. Введение детей через литературу в мир человеческих отношений, нравственно-этических ценностей; воспитание личности со свободным и независимым мышлением; формирование эстетического вкуса;

3. Развитие устной и письменной речи (в том числе значительное обогащение словаря), овладение речевой и коммуникативной культурой; развитие творческих способностей детей;

4. Приобщение детей к литературе как искусству слова, к пониманию того, что делает литературу художественной, – через введение элементов анализа текстов (в том числе средств выразительности) и практическое ознакомление с отдельными теоретико-литературными понятиями.

Литературное чтение - учебный предмет, на котором формируется читательская компетентность младшего школьника как основа его дальнейшего самообразования и саморазвития. Составляющими читательской компетентности являются овладение навыком чтения, осознанное использование различных приёмов чтения (изучающее, ознакомительное, просмотровое), знание книг и умение их самостоятельно выбирать. Главная методическая цель урока при системно-деятельностном подходе к обучению — создание условий для литературного развития школьников.

Напомним, что на уроках литературного чтения формируем следующие универсальные учебные действия(УДД):

#### **Личностные УУД:**

- 1) умение высказывать своё отношение к героям, выражать свои эмоции;
- 2) умение оценивать поступки в соответствии с определённой ситуацией.

Формирование личностных УУД – есть воспитательная цель урока.

#### **Регулятивные УУД:**

- 1) умение оценивать учебные действия в соответствии с поставленной задачей;
  - 2) умение прогнозировать предстоящую работу (составлять план);
- Формирование регулятивных УУД- есть развивающая цель урока.

#### **Познавательные УУД:**

1) умение извлекать информацию из схем, иллюстраций, текстов;

2) умение на основе анализа объектов делать выводы;

3) умение находить ответы на вопросы в иллюстрации;

4) анализ текста, обобщение;

#### **Коммуникативные УУД:**

1) умение строить речевое высказывание в соответствии с поставленными задачами;

2) умение оформлять свои мысли в устной форме;

3) умение работать в паре, в группах.

Рассмотрим структуру урока литературного чтения.

#### **1. Мотивационный этап**

#### **2. Проверка домашнего задания.**

В начальной школе этот этап вызывает ряд трудностей. Главная- сколько учеников нужно спросить. Ребёнок должен осознавать, что оценка ставится не за то, что плохо или хорошо он выучил текст, а за то, что плохо или хорошо исполнил произведение. Детей нужно учить оценивать чтение друг друга. Этот этап – единственный, который может «передвигаться» в структуре урока, остальные этапы строго закреплены и не могут быть опущены или переставлены.

#### **3. Этап подготовки к восприятию литературного произведения.**

Этот этап необходимое, обязательное звено в структуре урока. Необходимо мотивировать прослушивание текста.

#### **4. Этап первого восприятия.**

Кто же должен читать текст произведения? На этот вопрос можно найти противоречивые ответы. Так, Бунеев и Е. Бунеева рекомендуют учителю самому читать незнакомый текст как можно меньше. «На этих уроках дети должны прежде всего учиться читать и понимать текст, поэтому в первый раз читать должны самостоятельно.

М.П. Воюшина отмечает, что первый раз незнакомый текст должен читать учитель. Позиция Воюшиной представляется научно обоснованной. Отметим, что любое чтение вслух на уроке литературного чтения должно быть подготовленным.

#### **5. Этап выявления специфики восприятия.**

Цель - определить, как эмоционально дети откликнулись на произведение, что именно им понравилось, запомнилось, что оказалось сложным.

Чем понравилось?

Кто понравился?

Поделитесь впечатлениями.

#### **6. Этап постановки учебной задачи.**





Термин «учебная задача» используется в методике в разном понимании. Во-первых, это задача, которую предстоит выполнить классу в ходе урока, во-вторых, это развивающая задача, поставленная детьми в интересной, увлекательной форме, не просто проанализировать текст, а самим открыть какой-то секрет, закон.

*Учебная задача ставится двумя способами.*

**В виде предложения аналитической деятельности;** задать проблемный вопрос, заставляющий детей задуматься над какими-то проблемами произведения.

**В виде предложения выполнить какое-либо творческое задание:** оформить детскую книжку, подобрать живописные или музыкальные иллюстрации к произведению. и т.д

Таким образом, учебная задача неразрывно связана с предыдущим этапом, логически завершает его. Учитель, выслушав впечатления и мысли учеников, родившиеся при первичном восприятии, задаёт проблемный вопрос и, не получив на него ответы, или, получив разные ответы, предлагает ученикам разобраться в проблеме, перечитав и проанализировав текст. И так, «новым» в структуре современного урока литературного чтения является создание на уроке проблемной ситуации, вопроса.

#### **7. Этап перечитывания и анализа произведения.**

Дети осознав и приняв учебную задачу, вновь обращаются к тексту произведения, чтобы решить поставленную перед ними проблему. Повторное перечитывание предшествует анализу текста или сопровождает его.

**8 Этап обобщения.** Выделение темы и основных проблем, анализ иллюстраций к тексту, выразительное чтение.

#### **9.Рефлексивно-оценочный этап.**

Полнота формирование навыка чтения.

Формирование функционально грамотных людей – одна из важнейших задач современной школы. Основы функциональной грамотности закладываются в начальных классах, где идет интенсивное обучение различным видам речевой деятельности – чтению и письму, говорению и слушанию. Поэтому литературное чтение – один из основных предметов в системе подготовки младшего школьника. Современное литературное чтение предполагает не только полноценное восприятие, глубину понимания текста, но и системную работу над навыком чтения.

#### **Список литературы**

1. *Воюшина М.П. и др. Методика обучения литературе в начальной школе: учебник для студ. высш. учеб. заведений // под ред. М.П.Воюшиной. – М.: Издательский центр «Академия», 2010. – 288 с.*
2. *Воюшина М.П. Формирование системы читательских умений в процессе анализа художественного произведения // Начальная школа. – 2004. – № 3. – С. 39-44.*
3. *Зайцев В. Н. Резервы обучения чтению // Начальная школа. – 1990. – № 8 – с.52.*
4. *Кушнир А.М. Как приобщить детей к чтению / А.М.Кушнир // Начальная школа. - 2007. - №5. – С.71-73.*
5. *Маланов С.В. Психолого-педагогические условия обучения детей чтению / С.В.Маланов // Начальная школа плюс до и после. - 2006. - №4. – С.14-23.*
6. *Toshpulatova, D. (2019). РОЛЬ МЕНТАЛЬНОЙ АРИФМЕТИКИ В ПОВЫШЕНИИ МАТЕМАТИЧЕСКОЙ ГРАМОТНОСТИ В НАЧАЛЬНОЙ ШКОЛЕ. Theoretical & Applied Science, (12), 184-186.*



## THE PLACE OF DESIGN IN HUMAN LIFE AS AN ART FORM

**Khodzhaeva Umida Muratovna**  
Associate Professor of the Department of  
Fashion Design  
National Institute of Arts and Design

**Usmanova Nargiza Alimzhonovna**  
Lecturer of the Department of Fashion Design  
National Institute of Arts and Design

---

### ABSTRACT

*This article discusses the role of design as an art form in human life. Today, design has its place in manufacturing, industry, personal life, and all areas in general. In the article the author tried to prove these aspects.*

**KEYWORDS:** *design, manufacturing, industry, designer, art, aesthetic taste, aesthetic pleasure*

---

### DISCUSSION

Through the complex relationship between design and art, we can significantly refine the concept of modern design due to greater penetration into the depth of design activity than was possible while our task was to clarify the generalized product of design as an organized activity of professionals. It is no coincidence that the question of the relationship, or rather, the system of connections between contemporary design and contemporary art, is only now posed by us: although a direct comparison of art with design always seems attractive, it can give little until the design is defined. Such attempts were made repeatedly, and the authors considered art to be uniquely known, and as a result of such comparisons, three parallel and equally unprovable definitions were obtained.

If we use the theoretical concepts we have already considered, then this is "design is an abstract art" (Herbert Read); "design is not art" (Gloag, Ashford and others); "design contains elements of art, but does not coincide with art" (Maldonado). At the same time, we can already take into account now that the authors had in mind, firstly, not an identical idea of art (we could still separately single out Gio Ponti with his super-art, covering everything and everyone) and, secondly, significantly different " designs ". Having defined design through its product - the consumer value of mass-consumed products - and pointing out the non-identity of design and design project activity, the significant autonomy of the latter, we now have the

opportunity to correlate art with a completely unambiguous design.

While the product of design was understood as a thing or certain qualities inherent in a thing in its concreteness, it was extremely difficult to correlate it with art; consumer value is, undoubtedly, a certain type of spiritual value introduced into a thing as an element of the entire material environment of a person (another question is what spiritual value it is), and this somewhat facilitates our task. However, we have repeatedly stressed that the product of design in our definition is manifested exclusively through the mass consumption, and this mass was not a purely quantitative definiteness. The mass character in relation to a design product undoubtedly includes a certain typification of perception, standardization (although there may be many standards) of consumer reactions.

Until now, we have not had any reason to mean by consumption, including consumption, a visual expression of consumer value, that necessary complicity, co-creation that connects the creator of a work of art with each of its consumers (if we can speak of consumption here in pure form) individually ... This individuality, the obligatory nature of the dialogue is the deep essence of the communications established between the person-creator and the person-viewer (even if there are many of them) in art. In terms of design, it is difficult for us to find such examples of direct communication in individualized perception - where such a connection can be seen.



Design is now the main, most developed and theoretically meaningful sphere of human activity according to the laws of beauty outside of art. It covers the area of design, production and existence of things manufactured by industry, taking into account their benefits, convenience and beauty "Design is a creative activity, the purpose of which is to determine the formal qualities of industrial products. These qualities include the external features of the products, but mainly the structural and functional relationships that transform the products into a whole, both from the point of view of the consumer and from the point of view of the manufacturer. "Design is a world of objects created by man by means of industrial technology according to the laws of beauty and functionality. This is a new, industrial type of aesthetic activity. Design is generated by the needs of mass production and consumption.

Design creates a "visual language" - a specific form language that gives ideas a visual expression. In the visual design language, the signs are proportions, optical illusion, color, the relationship of light and shadow, emptiness and volume of bodies, color and scale. A design form is a sign of material, technology and quality of a thing's manufacture, expressing its purpose (function) and its social existence in the cultural system. The development of industry did away with the labor of the craftsman, with the labor of the artisan, when one person began and finished the manufacturing process. Today, any thing is a product of the labor of many people, specialists of different profiles: workers, technologists, engineers, designers, etc. Hence the narrow specialization of each of the many participants in the industrial process of creating a thing. This threatens, on the one hand, with the destruction of the universality of the creative, spiritual forces of the individual, and on the other, with the loss of the aesthetic value of the object being made.

This threat was noticed by the German architect and theorist G. Semper, who was the founder of "practical aesthetics", summarizing the experience of an industrial exhibition (London, 1851). He drew attention to the fact that, despite the development of science and technology, the successes of civilization in the artistic craft are inferior to the generally recognized achievements of past centuries. "Equally shameful recognition arises when comparing modern products with those of our ancestors. With all the technical progress, our products are inferior to them in form and even in their practical suitability and expediency. "The industry has accelerated and made the process of making things massive. But the unique product of the master was replaced by the production of stamped goods. Having ceased to be a luxury item, the product of production at the same time ceased to be a luxury

item, since it does not bear the imprint of the individuality of its creator. And then the artist came to the aid of the designer who was designing the utilitarian purpose of the object, who was designing its aesthetic expressiveness. Ideally, an artist and a designer are united in one person - in the person of a designer, a representative of a new profession, a design engineer with aesthetic training.

The invasion of the aesthetic principle into production gradually covers all its spheres, including such areas as the manufacture of cars, radios and even production tools - tools, machine tools. In the field of industry, there is a rapid and lasting combination of utilitarian and aesthetic principles. The search for the usefulness and convenience of form merges with the search for its expressiveness and beauty. Today, not a single branch of industry can do without artistic design.

The world of modern technology is changing a person's understanding of beauty. Test pilot M. Gally made an interesting observation about the nature of the beauty of the aircraft: "We came across quite awkward-looking ones - there were also very beautiful ones. By the way, I noticed that a beautiful car that caresses the eyes with its proportions usually also flies well. This, at first glance, almost mystical regularity has, I think, a completely rational explanation: the case, apparently, is just the opposite - a well-flying machine begins to appear to us "beautiful".

Making any thing involves invention, design, layout, and production technology. In this chain of creative processes, the place of design is composition, the design of new connections between the details of a thing. At the same time, in his aesthetic vision of a future thing, the designer pays attention not only to its benefits and beauty, but also to its constructive feasibility and technological profitability. The process of artistic design involves the rearrangement of objects, as well as the ability to take objects of the arrangement from a variety of areas - "from the use of expedient forms of living nature in technology (what bionics does) to identifying trends in the development of forms and predicting them for the future." At the same time, unlike bionics, which directly borrows the forms of living nature, the design seems to pass them through the prism of culture, that is, it takes in a culturally processed form. The true arsenal of design forms is a culture in which all impressions of life are reworked in the light of human experience.

In a sense, design is the result of the boundless expansion of the sphere of applied art and its development on an industrial basis, the result of the penetration of aesthetics into technology, the artist's invasion of production. The need for an "indissoluble union of industry and art" wrote A.V. Lunacharsky: "The task of industry is to change the world in such a



way that a person can best meet his needs in it. But a person has the need to live joyfully, to live cheerfully, to live intensively ... If a person does not have creative freedom, there is no artistic pleasure, his life is joyless. It is important that food is not only satisfying, but also tasty, it is more important that a useful everyday object is not only useful and expedient, but also joyful. Let's say this word instead of the still seemingly mysterious word "beautiful, graceful". The dress should be joyful, the furniture should be joyful, the dishes should be joyful, the dwelling should be joyful. The gigantic artistic and industrial challenge will be precisely to find simple, healthy, convincing principles of joy and apply them to other more grandiose than now, machine industry, to the construction of life and everyday life.

"Design makes the product form not only expedient and constructively meaningful, but also emotionally expressive, aesthetically meaningful. An artist-designer creates such products and tools that acquire the ability to "treat people like a human being," that is, they also have aesthetic value. Design provides a human relationship between a thing and its consumer - a person. And since there is a different person behind each thing - its creator and the thing appears in a peculiar role of a mediator, a link between its creator and consumer, so design acts as a factor in the "humanization" of human relations. Using artistically constructed things, a person, as it were, contemplates himself in the world he has created, which gives him deep aesthetic pleasure. Design carries out mass cultural and aesthetic communication, conveying a certain type of artistic taste through household items, tools, everyday things created by modern industry.

Design penetrates into all spheres of life and work of people, has an all-encompassing effect on wide sections of the population. In terms of mass scale and the power of aesthetic impact, it not only can be compared with cinema and television, but in a sense even surpasses them. After all, to go to the cinema, you need to find time and buy a ticket; in order to become a TV viewer, you need to buy a TV and find leisure. To be exposed to the aesthetic impact of design, it is enough to be our contemporary. It is impossible to avoid the impact of design, even having set such a goal, because no one can jump out of the cultural life of the era, do without its attributes, without furniture, dishes, means of transport, books, etc. And all this is the creation of design, on all this lies the seal of a certain style. The influence of style on human consciousness is especially deep and direct. One form or another of a spoon, hammer, car, TV not only serves the purposes of convenience and pragmatism, but also the purposes of aesthetic impact. The latter in consumer products created according to the principles of design is associated with the very way of life of a given society,

the type of thinking and activity of a given era.

Design unites spiritual and material culture into a single knot. He is the place of their meeting, the focus of their intersection. In addition, artistic, scientific and technical and industrial and technological cultures are also combined in design. Thus, it ensures the cultural integrity of modern civilization. Design is a continuation of the artistic tradition and taste in the field of everyday things and utilitarian consumption. Design is the scientific and technical level of a given society, embodied in specific consumer goods, in household items and tools, in means of transport and in cultural products. Design is the secrets of production (technology of creation) of this product in a mass, aesthetically perfect and practically convenient form. Design is a meeting between a designer and an artist, a manufacturer and a consumer, thanks to the transformation of an aestheticized product of labor into a product of utilitarian and aesthetic consumption. In other words, design is mass communication within a society that unites people with common industrial-aesthetic consumer products, stylistics, and lifestyle. At the same time, design unites spiritual and material, humanitarian and scientific and technical, artistic and industrial areas of culture.

## LITERATURE

1. Zakirova, S. A. (2020). *Computer graphics as a tool for the development of students' creative and intellectual abilities in classes on the basics of information technology*. *ACADEMICIA: An International Multidisciplinary Research Journal*, 10(6), 1419-1423.
2. Abdulhakovna, Z. S., & Gulomovna, Z. U. (2020). *Information technologies in management*. *International Journal on Integrated Education*, 3(1), 19-22.
3. Zunnunova, U. G. (2019). *FEATURES OF STRATEGIC MANAGEMENT*. *Экономика и социум*, (5), 233-234.
4. Zunnunova, U. G. (2019). *CULTURAL MANAGEMENT FEATURES*. *Мировая наука*, (10), 19-21.
5. Zunnunova U. G. *ECONOMIC LAWS AND CATEGORIES THEIR SYSTEM AND FUNCTIONING MECHANISM //Теория и практика современной науки. – 2019. – №. 2. – С. 88-90.*



# USE OF PEDAGOGICAL MONITORING AND PEDAGOGICAL DIAGNOSTICS AS A MEANS OF DEVELOPING TEACHERS' SKILLS

**Najmiddinov Jobir Zokirovich**  
Senior teacher, Namangan State University

**Kasimova Yulduz Malikovna**  
Teacher at Namangan State University

**Aralov Husanboy Tursunmuhammadovich**  
Teacher at Namangan State University

---

## ABSTRACT

*At the present stage of education, the most important structural and functional component of the education system is the assessment of the effectiveness of training with the final products of the "usefulness" of mastering a certain level of education. In this regard, pedagogical monitoring and pedagogical diagnostics are very important in the training of future personnel. This state considers the use of pedagogical monitoring and pedagogical diagnostics as a means of developing teachers' skills.*

**KEY WORDS:** *education, training, pedagogical monitoring and pedagogical diagnostics, teacher, method, methodology, effective*

---

## DISCUSSION

At the present stage of education, the most important structural and functional component of the educational system is the assessment of the effectiveness of education by the end products of the "usefulness" of mastering a certain level of education.

The concept of "monitoring" is considered in a number of areas: in economics, sociology and pedagogy, which indicates its fairly wide application.

The concept of "pedagogical diagnostics" was proposed by the German teacher Karlheinz Ingenkamp, who believes that "in essence, pedagogical activity has as many years as all pedagogical activity. Those who taught systematically have always tried to determine the results of their efforts. "The concept "monitoring" is a derivative form from the Latin monitor and means the implementation of some action aimed at the implementation of the functions of observation, control, warning.

Pedagogical monitoring is a form of organizing, collecting, storing, processing and disseminating information about the activities of the pedagogical system, ensuring monitoring of its state, as well as making it possible to predict the development of the pedagogical system. Pedagogical monitoring is closely related to both the content and the methods of examination carried out within the

framework of medical, sociological and psychological monitoring.

Monitoring involves tracking results at three levels (monitoring objects):

- Educators;
- Head;
- Parents.

Depending on the selected monitoring object, the type of monitoring is determined, the setting of specific goals and objectives related to their implementation in practice. Monitoring is carried out in two main areas. First, the parameters of activity, procedural characteristics are monitored, since these data are the most informative and operative in comparison with the effective ones. Secondly, observation is carried out, an assessment and forecast of changes in the state of the monitoring object are given.

Practitioners often confuse concepts such as monitoring and diagnostics. Although monitoring is very similar to pedagogical diagnostics, these concepts should be distinguished. Diagnostics is an activity aimed at disclosing the essence of a phenomenon that has already been discovered earlier in the course of scientific research, and has a sufficiently complete, specific description that is contained in the memory of the diagnostician, and with which he correlates the information received.

According to LS Vygotsky, diagnostic





research presupposes a ready-made, already established system of concepts, with the help of which the diagnosis itself is established, with the help of which a given particular phenomenon is brought under a general concept.

Distinctive features of monitoring:

- Monitoring assumes a tracking system for 1, 3, 5 years.

- Monitoring is a purposeful special system, conscious and systematic at all stages of the pedagogical process.

- When conducting monitoring, the main attention is directed to the procedural characteristics, that is, to the peculiarities of the course of the pedagogical process itself, since this procedural information is more important and operative in comparison with the effective one.

In a number of studies A. Talykh singles out a number of tasks that define the essence of monitoring:

1. Continuous monitoring of the state of the education system within the limits of its competence and obtaining operational information about it;

2. Timely identification of changes in the education system and the factors that cause them;

3. Prevention of negative trends in the education system;

4. Implementation of short-term forecasting of the development of the most important processes in the education system;

5. Evaluation of the effectiveness and completeness of the implementation of methodological support of education.

Since monitoring is a constant observation of the educational process, the following organizational and methodological requirements are imposed on it:

- The set and form of monitoring indicators should be organic and consistent over a specified period of time;

- Indicators should, if possible, record such phenomena of the educational process, which are sufficiently deeply studied scientifically and adequately reflect the level of education quality;

- Indicators should be of an evaluative nature of education quality management;

- Periodically (at least once a year) the used set of indicators should be adjusted.

Thus, monitoring is an integral system that implements many functions. In the work of N.P. Trobnikova. a number of aspects of monitoring are highlighted:

1. Continuity (continuous data collection);

2. Diagnostic (the presence of a model or criteria with which the real state of the monitored object, system or process can be correlated);

3. Informativeness (inclusion of criteria for tracking the most problematic indicators and criteria on the basis of which it is possible to draw conclusions about distortions in the monitored

processes);

4. Scientific (validity of the model and monitored parameters);

5. Feedback (awareness of the monitoring object about the results, which allows you to make adjustments to the monitored process).

In the works of N. Kalinina and L. Egorova it is noted that the issues of information dissemination are of particular importance for monitoring in education. Without denying the importance of such instruments of influence on decision-making as the formation of public opinion, informing society, one cannot recognize them as the main ones for monitoring in education.

Monitoring in education will be incomplete without taking into account the opinion of the educational institution itself or the educational system, which is expressed by the leaders. In general, between the stage of obtaining survey data and their analysis, it is necessary to provide for one more stage. This should be a discussion of the monitoring results with the administration. The need for this is dictated by another requirement - further consideration of the information received and its use in practice. Discussion itself cannot be called a scientific method of obtaining information, however, for monitoring its value seems to be quite obvious. Indeed, monitoring in education should provide for a certain system of information dissemination, rather complicated and at the same time reliable.

This is due to the fact that only two groups of monitoring methods are distinguished:

1. Method of collecting information and registering current information;

2. A way of recording the data obtained, making management decisions and regulating the pedagogical process.

Thus, the urgency of the problem of using monitoring in an educational institution lies in:

1. Determining the success and effectiveness of the educational process;

2. Teaching teachers self-analysis and self-assessment of the dynamics of their activities in the educational process;

3. Implementation of appropriate quality management of the state of the educational process;

4. Forecasting the prospects for the development of objects or subjects of the educational process.

Based on the analysis of psychological and pedagogical theory, it was possible to find out the following:

1. The problem of using monitoring in an educational institution is relevant, since monitoring, firstly, allows you to determine the success and effectiveness of the educational process; secondly, it helps to improve the professional competence of teachers; thirdly, it carries out expedient quality control of the state of the educational process; fourthly, it predicts the prospects for the development



of a preschool institution.

2. To determine the main directions of the diagnostic activity of the senior educator: diagnostics of the professional labor of educators, the creative potential and creative activity of educators, diagnostics of pedagogical interaction in working with children; helping educators in diagnosing the development of children; organization and management of teachers' self-diagnostics.

#### LITERATURE

1. O. Urakova Oysulov Jamoliddinovna *THE PRAISE OF NATURE AND THE UNIVERSE IN NOVALIS ROMANCE* //Архив исследований. – 2020.
2. Urakova Oysulov Jamoliddinovna. *The praise of nature and the universe in Novalis romance* //EPRA International Journal of Research and Development (IJRD) Volume: 5 | Issue: 7 | July 2020.C.274-275 .
3. Urakova. O. J. *The search for national and universal in art in the context of romanticism. Theoretical & Applied Science. 07 (87) 2020 .C 29-32.*  
*Andreev V.I. Pedagogy: Training course for creative self-development / V.I. Andreev. - Kazan, 2000 - p. 440-441.-*
4. *Pedagogy №4, 2004: Periodical / V.S. Lazarev, B.P. Martirosyan. - Pedagogical innovation: object, subject and basic concepts - p. 12-14.*
5. *Pidkasisty I.I. Pedagogy: Textbook / II. Pidkasisty. - Moscow: Russian Pedagogical Agency, 1995 - p. 49-54.*
6. *Podlasyy I.P. Pedagogy: New Deal / I.P. Podlasyy. - Moscow, 2000. - Book 1. - p. 210-212.*



# IMPROVING THE DESIGN OF YOUTH INNOVATIVE - CREATIVE AND DEVELOPMENT SCIENTIFIC CENTERS

**Hasanov Azamat Ozodovich**  
Tashkent Institute of Architecture and  
Construction

**Qosimov Ilhom Maribovich**  
Namangan Institute of Civil Engineering

## ANNOTATION

*The innovation center proposed by the author in this article serves to strengthen the practical application of theoretical knowledge. It is expedient to have the following general sections within the innovation centers and which is to be considered on their designing for the purpose. Department of Education (theoretical knowledge is further enriched); Research Department (works on scientific research and ideas); Production department (samples are produced); Exhibition area; Department of Commercialization (developments are commercialized and put into practice).*

*By designing separate buildings and experimental rooms in each direction, it is planned to create great opportunities for young people to put their innovative proposals into practice. Interest, motivation and end results motivate young people to strive for innovation and creativity. The study of developed countries shows that the innovation center for the development of the state has risen to the level of public policy, along with theoretical knowledge, practice is required of young people simultaneously*

**KEYWORDS:** *architecture, innovation, center, creative person, invention, landscape, workshop, modeling, break, information resource center.*

## DISCUSSION

It is known that the most important condition for the sustainable and rapid development of the country is the education of harmoniously, purposeful and energetic young people with modern knowledge and skills, who can take responsibility for the decent future of the country. In the world experience, there are different directions of economic development. Our country has chosen an intensive path of development with a high level of knowledge which is built on discoveries, inventions, high technologies and innovative ideas. Therefore, the Ministry of Innovation Development was established by the decree of the President of the country, and the ministry was instructed to lead various innovative ideas and discoveries in the field of science.

The main factor in the further development of Uzbekistan is scientific innovation. Therefore, it is expedient to create innovation centers, to plan the project in a radically new way. The designing and constructing of the innovative and productive scientific center of creative youth will primarily lead to the economic growth of the country and its place in the world market.

The opportunities provided to the youth of Uzbekistan are difficult to find in any other country present time. Therefore, the young people of the country must respond positively to such tolerance and apply their theoretical knowledge and innovative projects for the benefit of the society.

The decision of the President Sh.M.Mirziyoev, dated December 13, 2019 PQ-4550 can be a clear evidence of the opportunities provided to young people. The decision assigned the center to work closely with innovation and technology transfer centers, technology parks, high-tech laboratories, innovation laboratories, startups and business accelerators, as well as the Youth Academy, and a number of other tasks [5].

This in turn forwards important tasks before us as the architects. In other words, it sets the task of modern design and improvement of creative and scientific-innovative centers of young artists in order for our youth to become fully mature and well-rounded and the real owners of our future.

The proposed innovation center will also serve to strengthen the practical application of theoretical knowledge. It is important to propose the following general sections within the Innovation Center, i.e to take them into account in the designing:



**Figure 1- Functional departments of innovation centers**

By designing separate buildings and experimental rooms in each direction, broad opportunities will be created for young people to apply innovative ideas. Interest, motivation and results motivate young people to strive for innovation and creativity. The study of developed countries shows that the innovation center for the development of the state has risen to the level of public policy, along with theoretical knowledge, practice is required of young people at the same time [2].

The history of the people of the Middle East shows that the unprecedented growth in culture and education, medicine, literature, art and architecture, the emergence of scientific schools, the emergence and growth of a new wave of talented generations - all these, first of all, economics, which is directly related to the rapid growth of agriculture and urban development, the high level of development of handicrafts and trade, the opening of new highways and, above all, means concerning to the sufficient stability of the economy usage.

We want to emphasize this point of view. Because without peace and stability, there can be no growth, no progress in science. Where there is peace and stability, there will be science centers, academies, universities. Most importantly, education will develop and also interest in it will increase. Only where there is peace and stability do people want to learn, to develop in all directions.

The existence of a developed culture in the Eastern world, especially in the life of the peoples of

Central Asia, is evidenced by the monuments written in ancient Bactrian, Sogdian, Orkhon, Khorezm inscriptions, murals and sculptures, architectural samples. As clearness by the above words of President Sh.M. Mirziyoyev, the construction of innovation centers in Uzbekistan guarantees not only the economy, but also a highly developed culture.

For evidence we can observe the such established innovation centers like The Silicon Valley in the United States, the Skolkovo Innovation Center in Russia, the Jop World in Korea, and the Science Centers in Bangalore, India. Silicon Valley, or Silicon Valley in English, is located in the southwestern part of San Francisco, California, USA, where computers, especially microprocessors, as well as software, mobile communications, biotechnology devices, and more a complex of affiliated high-tech companies. Although its origin is related to the need for an ecological environment, it can now be seen that it has become a huge technological town.

Skolkovo Innovation Center in Russia (second nominal name - "Silicon Valley of Russia") - "Skolko Complex" was originally located in Odintsovo district, Moscow region, specializing in telecommunications, space, biomedical technology, energy, information technology and nuclear technology: complex priority Modernization of the Russian economy provides specific economic conditions for enterprises operating in the industry [6].





**Figure 2. Skolkovo Innovation Center in Russia [3].**

Founded on May 15, 2012, Jop World in Korea is the largest work experience center for children and adolescents in Korea. As a place where students can enhance their self-management career skills by taking opportunity a variety of work experiences, Jop World in Korea has such a buzz that some even call it a “magic box”. During the free

semester, students are exempted from competition and from taking university entrance exams. Instead, they can learn what their dreams and talents are and explore career options. According to this, the role and functions of Jop World in Korea will continue to evolve.



**Figure 3. Jop World Center in Korea [4].**

The natural climate is of great importance for the design of the innovation center at the level of demand. In the context of Uzbekistan, first of all, a proposal has been developed to build an innovation center in areas with temperate climates.

Such a Silicon Valley can be located, in the conditions of Uzbekistan, on the banks of the river which adjacent to the writers' camp in Durman, Qibray district.



**Figure 4. Approximate views of the selected land area and sketch project proposal [2].**





### **An integral part of the project may include:**

- 1) Laboratory - designed for preliminary testing of inventions recommended for production;
- 2) The electronic library includes a collection of national and international literature, access to the Internet;
- 3) Conference hall - designed for online conferences, large and small meetings;
- 4) Creation of electronic databases of historical data (archival data) - national and international databases;
- 5) Exhibition hall - designed for competitions and contests, as well as innovative developments in the Palace of Creativity;
- 6) Spiritual recreation area - a site with landscape architecture and temperate climate;
- 7) designed for modeling and modeling of theoretically based inventions of workshop-creators;
- 8) housing (based on project parameters) - used to organize a summer camp to encourage creative youth;
- 9) catering establishments - for conferences, conferences, meetings, staff and campers, as well as the population of the city;
- 10) production facilities are designed for foreign partners and private entrepreneurs.

The role of the innovation center and their projects is prominent importance in creating and establishing the great future that young people dream of and which we aspire to.[2.7]. There is no doubt that today in our motherland has been built a modern system of education and training, educational institutions that attract the attention of other countries in the world. These educational institutions provide an opportunity to master the secrets of the most advanced science and development, to master several professions, foreign languages, Internet and information and communication technologies, to prepare mature competitive young people who meet the requirements of the times. The important thing is that our young people will be able to graduate from schools, lyceums, vocational schools, technical schools and universities, become loyal children to our motherland, take a conscious step into life and take their rightful place in society.

Hereby, in my point of view, the greatness and power of the state can be seen in the modern buildings and structures that are being built, and in the unique architectural monuments.

The establishment of innovation centers, supporting the interest of our youth in modern techniques and technologies, the development of their creative thinking and creativity, plays a positive role in the development of the state and society. The ideas of young people will unite and become inventions in innovation centers, new promising strategic plans for development will be created.

### **LITERATURE**

1. Mirziyoev Sh.M. "We will build our great future together with our brave and noble people" .- Tashkent: "Uzbekistan" .- 2017.
2. Ahmedov M.Q., Qosimov I.M. "Development of creative centers for talented youth" *Problems of architecture and construction. Scientific and Technical Journal, Issue 2, 3-4 p Sam DAQI, 2015*
3. Internet information. *Lidernews.com, Skolkovo.png* .: [www.ew-a.org](http://www.ew-a.org).
4. Dr Ji-Yeon Lee, *Career practitioners, your craziest dream just came true in Korea: a careers-themed experience park. Journal of Korea Career Education Research-2019*
5. Internet information. <https://www.lex.uz> QHMMB, 14.12.2019, 07/19/4550/4163-Issue
6. Latov Yu. V., Latova N.V. *Skolkovo as an innovation center: general and special (historical-comparative approach) // Issues of Economic Regulation. - 2018. - T. 6, No. 1. - S. 37-45.*
7. Qosimov I, M. *Scientific and Technical Journal "Urban Planning Issues of the Formation of Innovation Centers."* 2019. Vol. 23. № 2. 154-157 p.p. FarPI, 2019 y.
8. Walter R. Jaggard Francis E. *Drury Architectural Building Construction:Volume 1:A Text Book for the Architectural and Building Student Cambridge Univ Press Angliya, Kembridj, 2013.*



## USING MODELS IN TEACHING DRAWING

**UT Rikhsiboev**  
Associate Professors, Ph.D.

**H. E. Khalilova**  
Senior Teacher  
Department of Engineering and Computer  
Graphics  
Tashkent Institute of Textile and Light  
Industry

### ABSTRACT

*This article discusses the use of models in teaching drawing. Examine basic modeling issues and describe the basics of modeling. Analyze the didactic potential of using models in the learning process. Consider the possibilities and methods of using modeling in drawing lessons.*

**KEYWORDS:** *drawing, modeling, learning process, method, methodology, information model*

### DISCUSSION

Drawing is a subject in which students become familiar with a wide range of technical concepts. Knowledge of drawing facilitates the study of many other general technical subjects. The conditions for successful mastering of technical knowledge are the ability to read drawings and knowledge of the rules for the execution and design of drawings. The drawing is one of the main carriers of technical information, without which no production can do.

The need to depict objects appeared in people a long time ago. Even in antiquity, people depicted wild animals, hunting, etc. on stones. Later, similar images appeared on household items - vessels, vases and other utensils. This is how the first images of objects and phenomena that a person observed in the life around him appeared. In the process of human labor activity, it became necessary to depict objects and structures that did not yet exist. Such a task became, for example, before the architects in the construction of temples, theaters and palaces.

Drawings of plans and facades of buildings were known in Ancient Egypt, as evidenced by images of buildings on papyri that have come down to us. However, it took a long period of time before the separate images of the plan and the facade of the object were combined into a system of two types, i.e. drawing of an object in the modern sense of the word. Methods of depicting objects on a plane developed in their own ways from primitive and conventional sketches to more perfect ones, approaching modern projection drawings. A model in

the general sense (generalized model) is a specific object created for the purpose of obtaining and (or) storing information (in the form of a mental image, description by symbolic means or a material system), reflecting the properties, characteristics and connections of the original object of arbitrary nature that are essential for the task, solved by the subject. For decision making theory, the most useful are models that are expressed in words or formulas, algorithms and other mathematical means.

The need for modeling arises in such areas as:

- 1) Cognition;
- 2) Communication (in the broad sense of the word)
- 3) Practical activities.

Aspects of modeling can be the appearance, structure, behavior of the modeling object, as well as all their possible combinations. The structure of an object is called the totality of its elements, as well as the links existing between them. The behavior of an object is the change in its appearance and structure over time as a result of interaction with other objects.

Appearance modeling is used to:

- 1) Identification (recognition) of the object;
- 2) Long-term storage of the image.

Object structure modeling is used to:

- 1) Its visual presentation;
- 2) Studying the properties of the object;
- 3) Identifying significant connections;
- 4) Studying the stability of the object.

Behavior modeling is applied when:

- 1) Planning, forecasting;
- 2) Establishing links with other objects;



- 3) Identifying causal relationships;
- 4) Management;
- 5) Designing technical devices and so on.

In the process of modeling, each aspect of modeling is revealed through a set of properties.

Models reflect not all properties, but only those that are significant from the point of view of the modeling goals.

Each aspect of modeling is characterized by its own set of properties:

- 1) Appearance - a set of features;
- 2) Structure - a list of elements and an indication of the relationship between them;
- 3) Behavior - changes in appearance and structure over time.

Some properties of the modeling object can be expressed in quantities that take numerical values. Such values are called model parameters [2].

An information model can be viewed as some new information object, which, in turn, can also be an object of modeling.

Definition of the concept "model".

The model is:

- 1) Some simplified semblance of a real object;
- 2) Reproduction of an object in a reduced or enlarged form (layout);
- 3) diagram, image or description of any phenomenon or process in nature and society;
- 4) A physical or informational analogue of an object, the functioning of which according to certain parameters is similar to the functioning of a real object;
- 5) A certain object - a substitute, which under certain conditions can replace the object - the original, reproducing its properties and characteristics that are of interest to us, and has significant advantages and convenience (clarity, visibility, accessibility of tests, ease of operation with it, and so on);

6) A new object that reflects some aspects of the studied object or phenomenon that are significant from the point of view of the goals of modeling;

7) A new object (real, informational or imaginary), different from the original one, which has properties essential for modeling purposes and, within the framework of these goals, completely replaces the original object.

The model is the way knowledge exists.

Modeling goals

The solution to any practical problem is always associated with research, transformation of some object (material or informational) or management of it.

The goal of modeling arises when the subject of modeling solves the task assigned to him, and depends both on the problem being solved and on the subject of modeling. That is, the goal of modeling has a dual nature: on the one hand, it is

objective, since it follows from the research task, on the other hand, it is subjective, since the researcher always corrects it depending on experience, interests, motives of activity.

For one object, one subject can build several models if he solves different problems leading to different modeling goals.

For one object, different subjects can build different models, even if they have the same modeling task. The choice of the type of model and its construction depend on the knowledge, experience, preferences, personal interests of the subject.

Different objects can have the same type of model, even if they were built by different subjects, based on different modeling goals.

The main stages of building models

- Simulation steps:
- Modeling goal setting
- Analysis of object modeling and selection of all its known properties
- Analysis of its selected properties from the point of view of the purpose of modeling and determination of which of them should be considered essential
- Choosing the model presentation form
- Formalization
- Analysis of the resulting model for consistency
- Analysis of the adequacy of the resulting model objects and modeling goals

There are no universal rules for determining which of the known properties of an object are essential for a particular case.

If the modeling conditions allow, it is recommended to build several models with different sets of "essential" properties and then evaluate them for their adequacy to the object and the purpose of modeling.

Types of models:

.By the characteristics of the object of modeling:

- .1 Appearance Model.
- .2 Model of structure.
- .3 Behavior

.By areas of activity of the subject of modeling:

- .1 Cognitive.
- .2 Communicative.
- .3 Models arising in the field of practice.

.In essence:

- .1. Substance-energy (natural).
- .2. Ideal (imaginary).
- .3. Informational.

.By the role of object management:



- .1 Registrants.
- .2. Reference.
- .3. Prognostic.
- .4. Imitation.
- .5. Optimization.
- .By the degree of formalization:
  - .1 Unformalized.
  - .2 Partially formalized.
  - .3. Formalized.
- .According to the time factor:
  - .1 Static.
  - .2.Dynamic.
    - .2.1 Deterministic
    - .2.2 Stochastic (probabilistic).
- Types of information models:
  - .Discriptive (expressed in the language of description):
    - .1 In natural language.
      - .1.1 Verbal Description
    - .2. In a special language.
      - .2.1.Scientific:
        - .2.1.1 mathematical formulas;
        - .2.1.2 algorithms.
      - .2.2.Technical:
        - .2.2.1 technical plans;
        - .2.2.2 programs.
    - .Mixed.
      - .1 Tables.
      - .2. Graphs.
        - .2.1 Trees
        - .2.2 Networks
        - .2.3 Block diagrams.
      - .3. Schemes.
      - .4. Maps.
      - .5. Videos.
  - . Visual (expressed in the language of presentation).
    - .1 Figures.
    - .2. Drawings.
    - .3. Graphics.
    - .4. Photos.

Formalization. In the process of cognition and communication, we are faced with formalization at almost every step: we formulate thoughts, draw up reports, fill out all kinds of forms, transform formulas.

In general, formalization is understood as the reduction of some content (content of a text, the meaning of a scientific theory, perceived signals, and so on) to a chosen form.

Example:

The table of contents of the book is the formalization of its content parts, and the text of the book itself can be considered as formalization by means of linguistic constructions of thoughts, ideas, and reflections of the author. The result of the formalization of a scientific theory is, as a rule, a set of formulas, graphs, diagrams, tables, and so on. As a result of formalization, the action plan is translated

into an algorithm.

## LITERATURE

1. *Технология: Учебник для учащихся 8 классов общеобразовательных учреждений. - 2-е изд. перераб. /Под. Ред. В.Д. Симоненко. - М.: «Вентана-Графф», 2005. - 208 с.*
2. *Ботвинников А.Д., Ломов Б.Ф. Научные основы формирования графических знаний и навыков школьников. М.,2009.*
3. *Zakirova, S. A. (2020). Computer graphics as a tool for the development of students' creative and intellectual abilities in classes on the basics of information technology. ACADEMICIA: An International Multidisciplinary Research Journal, 10(6), 1419-1423.*
4. *Abdulhakovna, Z. S., & Gulomovna, Z. U. (2020). Information technologies in management. International Journal on Integrated Education, 3(1), 19-22.*
5. *Zunnunova, U. G. (2019). FEATURES OF STRATEGIC MANAGEMENT. Экономика и социум, (5), 233-234.*
6. *Zunnunova, U. G. (2019). CULTURAL MANAGEMENT FEATURES. Мировая наука, (10), 19-21.*
7. *Zunnunova U. G. ECONOMIC LAWS AND CATEGORIES THEIR SYSTEM AND FUNCTIONING MECHANISM //Теория и практика современной науки. – 2019. – №. 2. – С. 88-90.*



## SMALL BUSINESS DEVELOPMENT IN THE CONDITIONS OF THE CORONAVIRUS PANDEMIC

**IK Sirozhiddinov**

Cand. econom. Sciences,  
Associate Professor,

**R. A. Botirova**

Cand. econom. Sciences,  
Associate Professor,

**A.F. Khakimov**

Candidate of Engineering Sciences,  
Associate Professor  
Namangan Civil Engineering Institute,  
Namangan, Uzbekistan

## РАЗВИТИЕ МАЛОГО БИЗНЕСА В УСЛОВИЯХ КОРОНАВИРУСНОЙ ПАНДЕМИИ

И. К. Сирождидинов, канд. экон. наук, доцент,  
Р. А. Ботирова, канд. экон. наук, доцент,  
А.Ф.Хакимов, канд.техн.наук, доцент

Наманганский инженерно-строительный институт, Наманган, Узбекистан

### Аннотация

В статье исследуются факторы и предпринимаемые меры по поддержке и развитию малого бизнеса в условиях коронавирусной пандемии.

**Ключевые слова:** экономика, малый бизнес, инвестиционные процессы, рыночная инфраструктура, государственная поддержка экономических субъектов, инвестиционная деятельность.

Мировой кризис, вызванный коронавирусной пандемией оказывает негативное воздействие на экономику всех стран мира. Практически во всех странах предпринимаются соответствующие меры исходя из ситуации в собственной экономике. Антикризисные меры в Узбекистане направлены, в первую очередь, на социальную защиту населения (охрана здоровья, противостояние коровирусной инфекции путем карантинных мер, разработка средств лечения и профилактики коронавируса, возведение современных медицинских комплексов, покупка медицинского оборудования и медикаментов и другие) (1).

С другой стороны, в конечном счете, эти меры должны иметь соответствующие финансово-экономические источники, а они могут создаваться только экономическим развитием и в том числе развитием малого бизнеса, который занимает значительную долю в ВВП. По регионам наибольшая доля малого бизнеса в ВВП приходится на Джизакскую (84,1 %), Наманганскую (79,2 %), Сурхандарьинскую (78,2 %), Самаркандскую (77,5 %) и Бухарскую (75,7 %) области. В 2019 году количество действующих малых предприятий и микрофирм в стране составило 334 767 единиц, т. е. на 71837 единиц больше, чем в 2018 году. В 2019 году в





Узбекистане вновь было создано 92,9 тыс. новых малых предприятий и микрофирм (без дехканских и фермерских хозяйств), что в 1,9 раз больше показателя 2018 года.

Субъектами малого бизнеса в Узбекистане в 2019 году:

- произведено промышленной продукции на 115406,4 млрд. сум (34,9 % всего промышленного производства);

- освоено инвестиций на 89352,0 млрд. сум (47,0 % от общего объема освоенных инвестиций в республике), или 166,1 % к уровню 2018 года;

- выполнено строительных работ на 51949,8 млрд. сум (75,4 % от общего объема строительных работ), или 122,8 % к уровню 2018 года;

- произведено (оказано) услуг на 99139,3 млрд. сум (52,1 % от общего объема услуг), или 104,8 % к уровню 2018 года;

- сформировано 84,3 % от общего объема розничного товарооборота, составившего 138368,1 млрд. сум (темпы роста возросли на 105,4 %);

- экспортировано продукции (товаров и услуг) на 5135,7 млн. долл. США (28,7 % от общего объема экспорта), что на 1324,8 млн. долл. США, или на 34,8 %, больше 2018 года;

- обеспечен рост грузооборота автомобильного транспорта на 7,4 % (77,4 % от общего объема грузооборота);

- обеспечен рост пассажирооборота на 2,7 % (94,9 % от общего объема пассажирооборота).

Отсюда совершенно очевидно, что и в условиях коронавирусной пандемии социально-экономическое развитие не только страны в целом, но и каждого региона страны зависит от реализации инвестиционных проектов в том числе и в малом бизнесе. В то же время предъявляются новые требования к их технико-технологическому содержанию, они должны носить инновационный характер. Известно, при экстенсивном экономическом развитии инвестиции обеспечивают сохранение и увеличение объемов производства продукции для удовлетворения уже существующего спроса, и, в конечном счете, сложившихся потребностей. Когда инвестиции направлены на создание и реализацию инноваций, то в таких случаях происходит создание новых потребностей и соответствующего спроса. Коронавирусная пандемия приводит к изменению многих существующих потребностей, появляются также и новые потребности.

В условиях коронавирусной пандемии в странах мира происходит сокращение объемов ВВП. В Узбекистане, хотя сокращение ВВП не

происходит, однако наблюдается замедление темпов роста ВВП – от 5,6 процентов в 2019 году до ожидаемого 1,5 процента в 2020 году. Для смягчения кризисного воздействия коронавирусной пандемии на экономику государство предпринимает широкомасштабные меры. В частности, в марте, апреле и мае 2020 года приняты и реализуются 16 указов и постановлений Президента Республики Узбекистан.

Кроме того, в условиях кризиса особенно усилилось значение способности экономики к автономному функционированию (экономическая безопасность, продовольственная безопасность, обеспеченность лекарствами и медицинским оборудованием, сохранение рабочих мест и другие). Это связано с тем, что в условиях глобальных кризисов каждая страна, так или иначе, вынуждена решать свои проблемы собственными ресурсами, хотя нельзя игнорировать значение внешних источников – материальных, финансовых, научных и т. д. В этом смысле малый бизнес характеризуется большей приспособляемостью к неблагоприятным изменениям внешней среды. Однако это никак не уменьшает значение государственной поддержки. В условиях коронавирусной пандемии антикризисные меры государства в Узбекистане направлены напрямую и косвенную поддержку финансово-хозяйственной деятельности субъектов малого бизнеса. Это облегчение налогового бремени (освобождение от налога на землю и на имущество на 3 месяца, отсрочка налоговых платежей, уменьшение различных платежей налогового характера – за 2020 год все это составит более 70 трлн. сумов), упрощение процедур и смягчение условий банковского кредитования, расширение ресурсных источников банковского кредитования.

Для успешного функционирования в условиях глобальной конкуренции национальная экономика должна создавать и внедрять передовые инвестиционные проекты и это в решающей степени определяет ее место в мировом хозяйстве. Это должно происходить и в малом бизнесе. Соответственно, увеличение масштабов и видов инвестиционной деятельности в данном секторе, расширение и усиление ее инновационной направленности, имеет очень важное значение (2). Кризис наступивший в связи с коронавирусной пандемией еще более наглядно показал необходимость и актуальность качественных изменений в осуществлении



хозяйственной деятельности субъектов малого бизнеса.

И в малом бизнесе инвестиции с более высоким технико-технологическим содержанием создают более высокую производительность труда и способствуют увеличению реальных доходов населения и, таким образом создают надежную основу ускорения социально-экономического развития. В Узбекистане объявление 2020 года «Годом науки, просвещения и развития цифровой экономики» и предпринимаемые усилия в его рамках своим главным содержанием имеет в виду дальнейшую активизацию инвестиционных процессов, имея в виду именно широкое внедрение инноваций, в том числе и в малом бизнесе (3).

Для успешного развития малого бизнеса имеет значение координация инвестиционной деятельности в масштабах страны и регионов, что позволяет добиться усиления комплексного характера и взаимной увязки инвестиций, что неизбежно обуславливает в макро масштабах мультипликативный и акселеративный эффекты. Поэтому в Узбекистане ежегодно разрабатывается Государственная инвестиционная программа, охватывающая основную часть осуществляемых в стране инвестиционных проектов. В Государственную инвестиционную программу 2020 года включены более 3000 инвестиционных проектов. В их рамках инвестиции в экономику составят 235 трлн. сумов (38 процентов ВВП), в том числе 7 млрд. долларов США прямые иностранные инвестиции. В развитых странах доля инвестиций в ВВП не превышает 10 - 12 процентов. В Узбекистане в силу необходимости обеспечения ускоренных темпов экономического роста неизбежно приходится направлять значительную ресурсов общества на инвестиционные цели. Такая нагрузка на ВВП в известной мере смягчается путем привлечения иностранных инвестиций, особенно прямых инвестиций в сектор малого бизнеса. Именно такой путь характерен для Узбекистана.

В 2020 году в Узбекистане намечено ввод в действие 240 тыс. производственных объектов, 16 тыс. объектов социальной сферы и инфраструктуры, значительная часть которых относится к малому бизнесу. В данном году для реализации намеченных внутренних и других финансовых источников предусматривается освоение выделяемых Азиатским банком развития, Всемирным банком и Японским агентством международного сотрудничества средств в размере 2,7 млрд. долларов США. Конечно, в инвестиционных процессах важное

место занимают традиционные отрасли перерабатывающей промышленности со значительным удельным весом малого бизнеса. Так, в текстильной отрасли занято 365 тыс. человек и экспортируется продукция на сумму 1,6 млрд. долларов США. В ближайшие 3 года экспортный потенциал должен возрасти не менее чем в 2 раза. С 2020 года прекращается экспорт производимого хлопка-сырца. 100 процентов производимого хлопка-волокна будет перерабатываться отечественными предприятиями. Малые предприятия получают беспрепятственный доступ к данному ресурсу. В текстильной отрасли в 2020 году наряду с внутренними финансовыми ресурсами, будут освоены 300 млн. долларов США прямых иностранных инвестиций. В Наманганской области экспорт текстильной продукции в 2019 году составлял 226 млн. долларов США, а в 2021 году намечено довести его до 417 млн. долларов.

В Узбекистане 99 процентов продукции сельского хозяйства приходится на долю субъектов малого бизнеса. Здесь увеличение вложений в 2020 году должно обеспечить рост производства плодоовощной продукции в 2 раза. Основная часть ее производится в 4,5 млн. личных подсобных хозяйствах, которые занимают 435 тыс. гектаров земельных площадей. В 2020 году им будет оказана прямая государственная поддержка в размере 300 млрд. сумов, выделяются льготные кредиты в сумме 100 млрд. сумов. Кроме того, государство выделяет 600 млрд. сумов для возведения в них 67 тыс. теплиц облегченной конструкции.

Государство поддерживает развитие малого бизнеса в регионах. Например, в Наманганской области в 2020 – 2021 годах будут реализованы в частном секторе 1953 инвестиционных проекта на сумму 16,3 трлн. сумов, обеспечивающих создание 55 тыс. новых рабочих мест. В том числе в 2020 году реализуются 1652 инвестиционных проекта на сумму 8,3 трлн. сумов и будет создано 35 тыс. новых рабочих мест. Особое место занимает финансовая поддержка субъектов малого бизнеса. Им для преодоления финансовых затруднений выделяются банковские кредиты на пополнение оборотных средств на сумму 2,3 трлн. сумов. На банковское кредитование семейного бизнеса направляются 350 млрд. сумов банковских кредитов. На поддержку развития сферы обслуживания в 2020 году намечалось направить 80 млрд. сумов.



Президент Ш. М. Мирзиёев во время своего рабочего посещения области указал недостаточность данной суммы и дал указание дополнительно направить на эти цели еще 100 млрд. сумов. Кроме того, в ближайшие 2 года в городе Намангане организуется центр ювелирного ремесла, где будут заняты 4 тыс. человек. Это вполне выполнимая задача, ибо город Наманган имеет сохраняющиеся исторические традиции ювелирного ремесленничества и многие представители профессии практически работали полулегально или нелегально.

Государственная поддержка направлена и на развитие предпринимательства в сельском хозяйстве. Так, в животноводстве области реализуются 84 проекта на сумму 384 млрд. сумов. В их рамках из за рубежа будет привезено 13 тыс. голов высокопородного крупного рогатого скота, по столько же голов овец породы меринос и ангорских коз. Овцы и козы будут содержаться в семейных домашних хозяйствах, а реализация продукции осуществляется через кластеры, которые окажут этим хозяйствам соответствующие услуги производственного характера. В 2020 году Чартакском районе будут построены 1000 теплиц облегченной конструкции на сумму 13 млрд. сумов. Ими будут владеть малообеспеченные семьи. Из указанной суммы 6,7 млрд. сумов покрываются государством, а для остальной части этим семьям предоставляются льготные банковские кредиты. В Наманганском районе будет оказана государственная поддержка 4806 семьям в возведении теплиц облегченной конструкции. В регионе, с одной стороны, происходит на создание новых рабочих мест частными инвесторами при активной финансовой и другой поддержке государства, а с другой - средства государственного бюджета направлены на повышение самозанятости населения. Оба направления обеспечивают повышение реальных доходов населения и способствуют сокращению бедности.

В Узбекистане в 2020 году для ускорения процессов агропромышленной интеграции в плодоовощной отрасли организованы 86 кластеров и 125 кооперативов. Они должны объединять вокруг себя переработчиков и мелких сельскохозяйственных производителей. Деятельность этих структур будет способствовать усилению материальной заинтересованности субъектов малого бизнеса в производстве конкурентоспособной и востребованной на внутреннем и внешнем рынках продовольственной продукции. Кластеры и кооперативы должны организовать не только

продажу, но и ее хранение и переработку, что позволит создать в отрасли цепь добавленной стоимости. Все это значительно уменьшает рыночные, финансово-экономические риски малого бизнеса.

В условиях коронавирусной пандемии, на наш взгляд, социально-экономические задачи перед малым бизнесом ставятся шире и глубже, в том числе в следующих направлениях:

- производство наиболее важных видов продовольственной, медицинской, санитарно-гигиенической продукции в стабильных объемах, его устойчивое наращивание;

- конкурентоспособность продукции на внутреннем и внешних рынках, сохранение и усиление экспортной направленности;

- повышение эффективности производства на основе инновационного развития (новые технологии и агротехника, сортосмена, внедрение производства органически чистых продуктов, водо- и энергосбережение, высшая культура производства);

- обеспечение гармонизации развития малого бизнеса с экологическими требованиями.

Не менее важной является задача обеспечения занятости, повышения доходов населения и преодоления бедности.

Таким образом, осуществляемые в Узбекистане меры по поддержке развития малого бизнеса должны способствовать значительному смягчению отрицательного воздействия коронавирусной пандемии на экономику.

#### Литература

1. Постановление Кабинета Министров Республики Узбекистан. О дополнительных мерах против распространения пандемии коронавируса. – Народное слово, 24 марта 2020 года.
2. “О Стратегии действий по дальнейшему развитию Республики Узбекистан”. Указ Президента Республики Узбекистан, 7 февраля 2017 года. – Народное слово, 8 февраля 2017 года.
3. Послание Президента Республики Узбекистан Олий Мажлису. – Народное слово, 25 января 2020 года.



## THE ROLE OF RUBAYS IN DEHLAVI'S WORK

**Feruza Nizamova**

Executive docent of the Chair of  
“Classic Oriental literature and source studies”  
International Islamic Academy Of Uzbekistan  
Tashkent, Uzbekistan

РОЛЬ РУБАИ В ТВОРЧЕСТВЕ ДЕХЛЕВИ

DEHLAVIY IJODIDA RUBOIYNING O'RN

---

### ANNOTATION

*The article provides data on the manuscripts of Amir Khusrow Dehlavi's heritage, especially the manuscripts stored at the Institute of Oriental Studies named after Abu Rayhan Biruni under the Academy of Sciences of the Republic of Uzbekistan, and their research on rubai's.*

*The manuscript that we have reviewed illustrates the origin of the ghazals. However, no mention is made of where rubais came from. The order of giving of the ruba'is is not based on any principle in many manuscripts. It can be clear that only a few of them are in alphabetical order, either by the first letter of ruba'i or by the last letter of the rhyme. It is worth noting that the mixed circulation of the ruba'is of the five divans in the manuscript may be attributed to the long-standing tendency of the poet's devotees to try to fit into one collection.*

*The basic source for the research on the ruba'is of Amir Khusrow Dehlavi can be the manuscripts of the poet kept at the Institute of Oriental Studies named after Abu Rayhan Biruni under the Academy of Sciences of the Republic of Uzbekistan. Afterward, we will be able to eliminate the deficiencies in their publications and draw large-scale ruba'is into the analysis. The materials on the ruba'is of Amir Khusrow Dehlavi which were published in Kanpur, Tehran, Dushanbe did not adequately cover the poet's works. Therefore, they can only be used as auxiliary resources for research. Our research on the ruba'is shows that the manuscripts of the Institute of Oriental Studies named after Abu Rayhan Biruni under the Academy of Sciences of the Republic of Uzbekistan are reliable and significant sources for the compilation of the poet's poems in this genre. The view of past and present experts on the inability to collect the poetic heritage of Amir Khusrow Dehlavi should also be relevant to his ruba'is. However, it is possible to create the largest collection of ruba'is of Amir Khusrow Dehlavi based on the manuscripts of funds of Uzbekistan. The great number of manuscript copies of Amir Khusrow Dehlavi allows us to determine when and how many ruba'is were copied. This elucidates the need to research to determine the spiritual and aesthetic needs of the time.*

**KEYWORDS:** *ruba'i, manuscript, devon, analysis, critical text, poetry, research, source studies, artistic heritage.*

---

### Аннотация

В статье приводятся данные о рукописях наследия Амира Хосрова Дехлеви и их исследованиях по рубаи, хранящихся в Институте востоковедения имени Абу Рейхана Бируни при Академии наук Республики Узбекистан.

Рассмотренная нами рукопись иллюстрирует происхождение газелей. Однако, она не упоминает о происхождении рубаи. Во многих рукописях порядок подачи рубинов не основан на каком-либо принципе. Понятно, что только некоторые из них расположены в алфавитном порядке, либо по первой букве рубаи, либо по последней букве рифмы. Стоит отметить, что смешанная циркуляция рубинов пяти диванов в рукописи может объясняться давней тенденцией, преданных поэтом, пытаться вписаться в одну коллекцию.

Основным источником исследований по рубрике Амира Хосрова Дехлеви могут служить рукописи поэта, хранящиеся в Институте востоковедения имени Абу Рейхана Бируни при





Академии наук Республики Узбекистан. После этого мы сможем устранить недостатки в их публикациях и привлечь к анализу крупномасштабных рубаи. Материалы по рубаи Амира Хосрова Дехлеви, опубликованные в Конпуре, Тегеране, Душанбе, неадекватно освещали произведения поэта. Поэтому их можно использовать только как вспомогательные ресурсы для исследований. Наши исследования на рубаи показывают, что рукописи Института востоковедения имени Абу Рейхана Бируни при Академии наук Республики Узбекистан являются надежными и важными источниками для составления поэтических поэм в этом жанре. Взгляд прошлых и настоящих экспертов на неспособность собрать поэтическое наследие Амира Хосрова Дехлеви также должен относиться к его рубаи. Однако можно создать самую большую коллекцию рублинов Амира Хосрова Дехлеви на основе рукописей фондов Узбекистана. Большое количество рукописных копий Амира Хосрова Дехлеви позволяет нам определить, когда и сколько было скопировано рубаи. Это объясняет необходимость проведения исследований для определения духовных и эстетических потребностей того времени.

**Ключевые слова:** рубаи, рукопись, девон, анализ, критический текст, поэзия, исследование, источниковедение, художественное наследие.

#### Аннотация

Қуйидаги мақолада Амир Хусрав Дехлавий меросининг қўлёзма манбалари, айниқса Ўзбекистон Республикаси Фанлар академиясининг Абу Райҳон Беруний номидаги Шарқшунослик институтида сақланаётган қўлёзма девонлари ва бошқа қўлёзма нусхалар, улардаги рубойлар таҳқиқи юзасидан амалга оширилган илмий изланишлар ҳақида маълумотлар келтирилади.

Биз кўриб чиққан қўлёзма нусхаларда берилган ғазалларнинг қайси девондан олингани бирма-бир зикр этиб борилгани ҳолда, рубойларнинг қаердан олингани қайд этилмаган. Рубойларнинг берилиш тартиби кўпгина қўлёзмаларда бирор принципга асосланган эмас. Фақат уларнинг айримларидагина ё рубойларнинг бош сўздаги биринчи ҳарфга, ёки қофиянинг охирига ҳарфига қараб, алифбо тартибда жойлаштирилгани кузатилади. Қўлёзма нусхаларда бешта девондаги рубойларнинг аралаш ҳолда берилишини шоир девонларининг кўп вақтдан бери давом этиб келаётган, бир тўпламга жойлашга уриниш тенденцияси билан изохлаш мумкинлигини таъкидлаш мумкин. Мақоладаги кузатувларимиздан шуларни англашимиз мумкинки, Амир Хусрав Дехлавий рубойлари юзасидан олиб бориладиган тадқиқот учун шоирнинг Ўзбекистон Республикаси Фанлар академиясининг Абу Райҳон Беруний номидаги Шарқшунослик институтида сақланаётган қўлёзма девонлари ва бошқа қўлёзма нусхалар *асосий манба* бўлиши мумкин. Шунда нашрларидаги нусхаларини ҳам бартараф этиш ва кенг миқёсдаги рубойларни таҳлил доирасига тортиш имконига эга бўламыз; Амир Хусрав Дехлавий рубойларининг Конпур, Техрон ва Душанбе нашри материаллари шоир ижод этган рубойларни етарли миқдорда қамраб ололмагани туфайли, улардан илмий тадқиқот иши учун фақат *ёрдамчи манбалар* сифатидагина фойдаланиш мумкин; Ўзбекистон Фанлар академияси Абу Райҳон Беруний номидаги Шарқшунослик институти қўлёзмалар хазинасидаги рубойлар устидаги изланишларимиз шоирнинг бу жанрдаги шеърлари тўпламини яратиш учун ишончли ва салмоқли манба бўла оладиган қўлёзма нусхаларга эга эканини кўрсатади; Амир Хусрав Дехлавий поэтик меросини тўлалигича йиғиб бўлмаслиги ҳақидаги ўтмиш ва кейинги асрлар ҳамда ҳозирги замон соҳа мутахассисларининг фикрини унинг рубойларига ҳам тааллуқли деб билиш лозим. Аммо бу фикр республикамиз фонди қўлёзмаларига асосланган ҳолда Амир Хусрав Дехлавий рубойларининг миқдор жиҳатдан энг салмоқли тўпламини яратиш имконини тўсиб қўймаслиги керак; Амир Хусрав Дехлавий қўлёзма нусхаларнинг кўплиги уларда қачон қайси рубойларни такрор-такрор кўчирилганини аниқлаш орқали замона маънавий-эстетик эҳтиёжини белгилаш юзасидан изланишлар олиб бориш имконини беради

**Калит сўзлар:** рубой, қўлёзма, тошбосма, девон, таҳлил, танқидий матн, шеър, тадқиқот, манбашунослик, бадий мерос.





All the ruba'is of Amir Khusrow were included the five divans and works in his lifespan. M. Baqayev who studied Amir Khusrow Dehlavi for a long time writes that it is difficult to determine the exact amount of ruba'is of Amir Khusrow Dehlavi (Baqo'ev M, 1975, p 204). According to his investigations, Amir Khusrow wrote himself that he placed 262 ruba'is in "Vasatul-Hayat", 360 ruba'is in his "Baqiyai Naqiya". The majority of ruba'is in the other divans can be found in the observations of M. Baqayev. He analyzed the composition of Devons, based on copies of manuscripts of Amir Khusrow Dehlavi which were preserved in the former Soviet Union. By examining these studies, we can suppose that the ruba'is should be placed in the divans, as follows (Baqo'ev M, 1975, p 157-208):

"Tuhfat us-Sighar"–127 ruba'is;  
"Vasat ul-Hayat"–262 ruba'is;  
"Ghurrat ul-Kamol"–420 ruba'is;  
"Baqiyai Naqiya"–360 ruba'is;  
"Nihayat ul-Kamal"–42 ruba'is.  
Total: 1211 ruba'is.

There are many manuscripts of Amir Khusrow Dehlavi's works in the manuscript collection of the Institute of Oriental Studies named after Abu Rayhan Biruni under the Academy of Sciences of the Republic of Uzbekistan. Uzbek scholar B. Musayev researched for a long time on the manuscripts of Amir Khusrow Dehlavi (Musa'ev B, 1976, p 53). He worked on Dehlavi's first devan called "Tuhfat us-Sighar" or, more exactly, on his ghazals, and prepared a scientific-critical text of these ghazals. This article did not address other genres except ghazals. Hence, we could not discover any comments on ruba'is.

Famous orientalist of Uzbekistan, Quvomiddin Munirov studied the manuscripts of Amir Khusrow Dehlavi's works and published 54 descriptions (Munirov Q, 1975, p 53). The descriptions of the manuscript we have used in our article are not here given. Since they can be found in the book by K. Munirov and SVR catalogs - Volume II (1952), Volume VI (1963), and Volume IX (1971). Furthermore, it should be noted that in these descriptions, the existence of the poems of the ruba'i genre, which is the subject of our study, is seldom noticed.

Our observations in the funds of the Institute of Oriental Studies named after Abu Rayhan Biruni under the Academy of Sciences of the Republic of Uzbekistan show that most manuscripts do not fully reflect the five divans of the poet. Additionally, as we looked closely at the manuscripts of this fund, it was revealed that 10 ruba'is (1837 total) of divans, which we can find and observe, were included in the ruba'is. Other divans were made up of ghazals or qasidas. Among the manuscripts, there are divans arranged

only with ghazals or qasidas. Apart from this, we can not find any ruba'is them.

Furthermore, there are numerous poems, lithographic versions, which also complement the scope of our research object. For instance, in the manuscript fund of the Institute of Oriental Studies named after Abu Rayhan Biruni under Academy of Sciences of the Republic of Uzbekistan, under number 1099, in the copy preserved under the name "Rubaiyat Pahlavan Mahmud", the ruba'is of Hafiz Sherazi, Abdurahman Jami, Abdurahman Mushfiqi and ruba'i examples of Amir Khusrow Dehlavi are placed. This copy was completed in the month of Ramadan in 1296 hijra (1879 CE) and From the 23b to the 41a pages of this manuscript, there are 139 ruba'is of the poet.

Additionally, studies of the poet's work show that there are many manuscripts of Amir Khusrow Dehlavi in the world manuscript funds. We can observe them in the studies of many researchers. For instance:

In the Library of the Faculty of Oriental Studies at St. Petersburg State University, Amir Khusrow Dehlavi, Devan– inv. No MS. 094. 1622.

At the St. Petersburg Public Library named after Saltikov-Shchedrin. Dorn Catalog –inv. No. 388 No. 387.

At the British Museum–No. Add 21104, No. Add 25807.

In the St. Petersburg Department of the Institute Oriental Studies of the Sciences Academy of the Russian Federation–inv. No. V 169 (there are 868 ruba'is).

Manuscript Fund of the Academy of Sciences of Tajikistan, "Ghurratul-Kamol"–inv. No. 537; "Vasatul-Hayat" –inv.No.106 (this copy comprises nearly 500 ruba'is) (Baqo'ev M., 1975, p 205).

The regular occurrence of Amir Khusrow Dehlavi's manuscripts in the popular manuscript funds of the world does not infer that their discovery is over. The works of Amir Khusrow have been widely disseminated in the manuscript. They are found not only in several manuscript funds throughout the world but also in private libraries of science and literature enthusiasts. Consequently, the search for the manuscript of Amir Khusrow's works, which is not known to the scientific community, and the determination of their scientific value, remains one of the most pressing issues in the field of Khusrow Studies.

The study of manuscripts in the manuscript treasury of the Institute of Oriental Studies named after Abu Rayhan Biruni under the Academy of Sciences of the Republic of Uzbekistan showed that the distribution of ruba'is in these sources was so diverse. The following is a brief description of the manuscripts included in this fund:

Manuscript No. 178 (SVR, Vol.II, 113 pp. No. 1001; No. 1 in Q.Munirov Catalog). It is called



"Kulliyati Amir Khusrow". But this is not a "kulliyat" (collection), it is a set of qasidas, masnawi, and ruba'is. It includes the introduction of "Ghurratul-Kamal" (1<sup>6</sup>-59<sup>6</sup>), qasidas (60<sup>6</sup>-199<sup>6</sup>), and 401 ruba'is (200<sup>a</sup>-235<sup>6</sup>). K.Munirov believes that the first and the last of ruba'is is insufficient. This is because the part of the copy that contains the ruba'i starts with the second couplet of rubai. After the ruba'is, "Miftah-ul-Futuh" follows. The copy does not specify the penman's name and year of change. K.Munirov says that the paper was copied in the 14th century, relying on external characters (Catalog, p.12). According to Sh. Shomuhamedov and B.Musayev, it is thought that this manuscript was copied during the time of the poet ("Amir Khusrow Dehlavi", p.12). Written in a large Naskh letter. Size 282 pages. The rubai portion starts with به برسد هرچند ریش مرهم که من بت نامدانی یزدان ز که آمد. The procedure for giving the ruba'is is not based on any principle. That is, neither the startings nor rhyming of the ruba'is are subordinate to the alphabetical order.

Manuscript No. 965(SVR, Vol.II, p.116. No.1008; No.33 in Munirov Catalog). "Devon Khusrow" – After ghazals in the pages 382<sup>a</sup>-414<sup>a</sup>, there are 389 ruba'is; there is no opening or end of the manuscript. It belongs to the late 16th - early 17th centuries. Size 414 pages. The rubai portion begins with ازار من دلشده ای من خواه and it finishes with بنهفت رخ خزان باد از گل بکونجد. It is based on the alphabetical order of rhymes.

Manuscript No. 2114 (SVR, Vol.II, p.115; No.38 in Munirov Catalog). It is written in beautiful nasta'liq style with black, red, golden scripts. After ghazals, qasidas, and qita's, there is about 220 rubai (198 in the main text and about 20 in the margins) on pages 436a-456b of the manuscript. The rubai part begins with ازار من دلشده ای خواه and it finishes with نژدیم بیغم تو بهر از دمی هرگز. Rubai's location is not well organized.

Manuscript No. 2219 (SVR, vol.II, p.114; No.24 in Munirov catalog). "Devani Amir Khusrow Dehlavi". There are 55 rubai's on pages 399a to 407b of the manuscript. It was copied in 12 Ramadan, in 902 / 14.05.1497. The size is 403 pages. The part of the manuscript in which the rubai was placed is freely arranged (not in alphabetical order). It begins with به برسد هرچند نامدانی یزدان ز که به فرق... and it ends with نه گر.

Manuscript No. 2220 (SVR, Vol.II, p.119, No.119; No.39 in Munirov Catalog). "Devon Khusrow Dehlavi". There are 277 rubaiyat's placed from pages 452b to 482a. Outwardly, the copy dates back to the 18th and 19th centuries. The size is 483 pages. The rubai part starts with ازار من دلشده ای خواه and it finishes with نژدیم بیغم تو مهر از دمی هرگز. Rubai's are given in the alphabetical order of the opening couplets.

Manuscript No. 4421 (not available in SVR; No.37 in Munirov Catalog). "Devani Khusrow Dehlavi". There are the introduction, qasidas, various selected ghazals from the first four divans. At the end of the copy, there are 88 rubai's from pages 343a to 352b. It was copied at the end of the seventeenth and early eighteenth centuries. The size is 352 pages. The rubai part starts with صانع که احدى صانع and it finishes with جان درد حریف ز را ما ميباید.

Manuscript No. 7070 (not available in SVR; no.29 in Munirov Catalog). "Devon Khusrow Dehlavi". There are 103 rubai's from pages 310a to 320b of the manuscript. It was written by Haidar Haydari Jami. The size is 320 pages. The rubai part starts with ايام اندر مريض ايام and it finishes with يا رب يا رب. Rubai's are given with the alphabetical order of rhymes.

Manuscript No. 7079/I (not in SVR; no. 46 in Munirov Catalog). "Ruboiyati Khusrow Dehlavi". There is 140 rubai on pages 1b-37a. After them, the rubai's of Hafiz, Jami, and Bedil come. On the European paper in 1317 / 1899-1900, it was copied by Muhammad Yaqub master Qurban niyaz in Khiva. The size is 37 pages. The rubai part begins with پاکست گرچه بسخن خسرو و اکبر and it finishes with بازاريست ترا. There is no specific order in the placement of rubai.

Manuscript No. 7624 (SVR, Vol. II, p.110, no.1009; No.34 in Munirov Catalog) "Entekhobi Devane Amir Khusrow Dehlavi". It is a selected collection from the first four books of the poet. Ghazals make up the majority of it. In the last pages (226b-232a) there are 74 rubai's below the heading "Rubaiyat fit-Tawhidi Boriy Taolo". A few pages are missing from the end of the manuscript, which is also if licensed by the ruba'i part. Outwardly, the manuscript was copied in the 17th century. It is 232 pages. The rubai part starts with صانع که احدى صانع and it finishes with کهن چرخ اندازہ آن ندادم جویم وصلت.

Manuscript No. 9677 (not available in SVR; No.23 in Munirov Catalog). "Devon Khusrow". First, there are ghazals, then 92 rubai's in pages 309a - 318b. It was copied by Abbas Ibn Pir Uvays. Written in 884 / 1479-80. The size is 318 pages. The rubai part starts with اکبر و کریم خداوند پاکست and it finishes with بربسان منزل به مرا دل باد.

Although some 15 other manuscripts of Amir Khusrow Dehlavi are called "Devani Amir Khusrow Dehlavi" in the Institute of Oriental Studies named after Abu Rayhan Biruni under the Academy of Sciences of the Republic of Uzbekistan, they do not include ruba'is. Also, manuscript No. 902 "Devani Amir Khusrow Dehlavi" which is stored in the department of H.Sulaymanov in the Institute of Oriental Studies named after Abu Rayhan Biruni, includes only ghazals. There is no rubai in the 17th-century manuscript of "Devani Amir Khusrow Dehlavi", which includes only qasidas, parables, and other poems in the genre.



The overall number of ruba'is in "Devani Khusrow" collected in these manuscripts is more than 1,500. There is a range of defects in these manuscripts. We excluded duplicate ruba'is in various versions and found over 700 ruba'is.

According to Prof. Sh. Shomuhamedov, Bedil was the most influential poet in the history of Persian literature (3861) (Mirzo Abdulqodir Bedil., 1986, p 5). From our observations, we can see that Amir Khusrow Dehlavi's ruba'i is considerable. However, it is hard to determine the total number. Additionally, there are several new ruba'is in the manuscript that do not appear in other copies. Nevertheless, in any case, they are all about the high contribution of the poet's poetry in this genre. We believe that the ruba'is, which we have considered, compared, and collected within our capacity, can provide adequate material to carry out comprehensive research on them.

At the same time, among other works by Amir Khusrow Dehlavi, it is clear that his ruba'is also present in sufficient quantity and at the same time worthy of being an object of deep study and analysis.

The subsequent general conclusions can be drawn from a detailed analysis of the manuscript copies of ruba'is of Amir Khusrow Dehlavi, which is stored in the manuscript collection of the Institute of Oriental Studies named after Abu Rayhan Biruni under the Academy of Sciences of the Republic of Uzbekistan:

The manuscripts we reviewed mentioned the origin of the ghazals, but no mention of rubai's origin.

The order of giving of ruba'is is not based on any principle in many manuscripts. Just a few of them are in alphabetical order, either by the first letter of ruba'is or by the last letter of the rhyme (Copies of the storage number are 965, 2220, and 7070).

The mixed transmission of ruba'is of the five divans in the manuscript can be attributed to the long-standing tendency of the poet's devotees to one collection.

It is famous that rubai is one of the genres extensively used in the classical literature of the East. As one of the genres of the lyrical species of rubai, it has been a separate research topic in literary criticism (Khaqqulov I., 1986, p 6). Undoubtedly, the emergence of rubai is related to folklore. Its origin is associated with folk songs. Some of the four of them are called Tarana (melodies) or dubayti, however, they are essentially close to ruba'is. Nevertheless, they do not meet the requirements of the ruba'i. Therefore we cannot call these poems a ruba'i (the ruba'i is written as a four-line (or two-couplet) poem, with a rhyme-scheme AA BA or AA AA (Khojiahmedov A., 1978, p 24)).

According to K. Zalman and I.S.Braginsky, in Persian literature, the roots of the ruba'i genre traces

to Avesta (Braginskiy I.S., 1956, p 206). Some researchers, including Iranian literary scholars, believe that the ruba'is originated in Persian literature and later appeared in Arabic and Turkish literature (Kozmoyan A.K., 1981, p 7). E.E.Bertels also linked the beginning of ruba'is to pre-Islamic times but said that it was not yet so common in the Samanids' period. According to him, this form of poetry spread through Sufi poetry (Bertels E.E., 1935, p 36). Nevertheless, the earliest examples of the ruba'is we understand can be found in the works of Rudaki (860-941). Only 50 ruba'is of his were preserved. In the works of Shahidi Balkhi (d. 936), Persian and Arabic ruba'is can be found. Ibn Sina (980-1037), a prominent scholar in the field of medicine, also created wonderful ruba'is.

Omar Khayyam (1040-1123) in the Persian literature of the eleventh and twelfth centuries, with unprecedented success with philosophical rhymes. There were also ruba'is in the works of Afzaliddin Hakani (1120-1199) and Nizami Ganjavi (1141-1203). The well-known poet and author of the 13th century, the famous poet Saadi Sherazi, also created beautiful ruba'is. Numerous ruba'is of Abusaid Abulkhair (نغیسی سید، ۱۳۸۳، ص ۸۳), Sayfiddin Bokharzi, Unsure, Farrukhiy, Manuchehri, Azraqi, and Muizzi were popular in the history of literature (Kozmoyan A.K., 1981, p 111).

Amir Khusrow Dehlavi, with its mature and attractive ruba'is, took a worthy place among them.

Amir Khusrow Dehlavi created his ruba'is with deep study and creativity of folklore and traditions of written literature, as well as the secrets of ruba'i writing in Persian-Tajik literature. He was able to fully reflect his poetry skills in the ruba'i genre and was able to convey any idea vividly and colorfully. Amir Khusrow achieved unprecedented results both in the compact and bright formulation of content and its four-dimensional form of philosophical generalization.

Among the works by Amir Khusrow Dehlavi, there is a distinctiveness of the place of ruba'is written by him in different genres. It is evident from the very first glance at them that it is impossible to fully understand the works of the poet without these ruba'is. Although the great poet seems to have told his story through the poems of Khamsa and his five divans, the possibilities of the ruba'i genre are as striking as the compact reflection of the spiritual atmosphere in all of these works.

Even our first observations reveal that his poems in this genre made a significant contribution to the development of the ruba'i genre in general.

The first poem. Amir Khusrow was passionate about writing poetry since his early childhood. He said himself in "Ghurratul-Kamal" that "from my childhood, I used to read poetry and pour pearls in my mouth", in his another work - the first devan "Tuhfat us-sighar": "My father sent me to school and



I used to repeat rhymes, and Master Sa'duddin Muhammad was teaching calligraphy. I would write poems instead of letters. In my childhood, I used to write poems and ghazals that would amaze adults". There is a story that reveals that he had a great talent for writing poetry in his childhood:

One day, the deputy mayor of the city had called the calligrapher-Khodja Asil Sa'duddin Muhammad to his house to write a letter. Khusrow also came with his mentor Sa'duddin. All of a sudden, Mawlana Khoja Azizuddin also visited Khoja Asil's house on that day. The calligrapher Sa'duddin introduced his student Khusrow to Khodja Azizuddin: "Mawlana (knowledgeable person), this little boy has just started speaking and singing some poems. Attempt and see if he can achieve anything?" Khodja Azizuddin handed over a poem to Khusrow and asked: "Come on, my son, read a poem from this passage". Khusrow recited one of the poems with a charming and melodious voice and bowed his head in front of gathered people. Everyone was amazed by Khusrow's recitation of the poem and they began to cry, "Great"! "Great"! Khusrow's mentor, calligrapher Saududdin, addressed Mawlana Khodja Azizuddin and said, "Try this boy's disciple too". Mawlana Khodja Azizuddin ordered Khusrow to make a poem using numerous words such as "muy" (hair), "bayza" (seed), "tir" (spear), "kharbuza" (melon) which were inaccurate in terms of meaning and form. Khusrow simultaneously reads the rubai with a sweet voice:

هر موی که بزلف سیاه آن صنم است  
چون تیری بدان راست دلش را زیراک

Meaning:

Any black hair is a sham, –  
There are a hundred testicles of pruning in that hair.

Because the arrow to the right of heart hurts –  
His teeth, like melons, are hidden inside.

As we have seen, Amir Khusrow wrote his first poem in the form of a rubai, when he was very young. A divine talent was the reason for his rapid progress.

According to sources, the lover of poetry read Amir Khusrow Dehlavi's works with love and made numerous attempts to collect his immense legacy (of course, there were rubai's among them). In the fifteenth century, Timurids start to collect and rewrite the works of great writers and poets. In particular, among many other collections works by Baysunghur Mirza, the son of Shahrukh's middle son, because of his great love for Persian literature, he ordered to collect and make the divans of the works of Abulqasim Firdavsi, Nizami Aruzi Samarkandi,

Saadi Sherazi and the lyrical works of Amir Khusrow Dehlavi. Baysunghur Mirzadid a great job in "collecting" of Amir Khusrow Dehlavi's huge poetic legacy, which was prevalent over many centuries. His efforts were expressed with joy in the work "Tazkirat ush-Shuara" by Davlatshah Samarkandi. He wrote: "The scholars were not able to assemble the divans of Amir Khusrow, because of thinking honestly, they knew that the river would not fit into the envelope. After collecting 120,000 couplets of poetry by Amir Khusrow, Baysunghur Mirza found new other 2000,000 couplets and he realized that it was hard to collect all his legacy, and he never stopped collecting them (Davlatshokh Samarqandiy, 1981, p 88).

Later, the ruler of Khurasan Sultan Hussain Bayqaro also followed in the footsteps of the famous Prince Baysunghur Mirza and collected 18,000 couplets of poems by Amir Khusrow Dehlavi (Davlatshokh Samarqandiy, 1981, p 88).

Alisher Navai, who reminisced Amir Khusrow Dehlavi as a "sweet and miraculous poet" and used some the ghazals of Amir Khusrow Dehlavi in his poems, also mentions regarding another person in his work "Majalis un-Nafais":

"Mawlana Muhammad Muammai. He was called Piri Muammai. He was a gentleman. There were no more people to collect Amir Khusrow's poems and musannafats..." (Alisher Navoiy, 1961, p 48). On the one hand, this shows that the collection of poems by Amir Khusrow, which began to be collected in the early fifteenth century in the Khurasan, by contrast, poet Muammai was engaged in writing poems and collecting the literary heritage of Amir Khusrow Dehlavi. This means that he did it with his love of the poetry of Khusrow.

Certainly, the difficulties of collecting the poems of Amir Khusrow Dehlavi also have their reasons. It is known that Amir Khusrow Dehlavi was one of the most prolific poets in the history of Oriental poetry. According to the historian Davlatshah Samarkandi, the poet wrote in one of his treatises that the poems of Amir Khusrow Dehlavi are less than 500,000 and more than 400,000 couplets. Even in the twentieth-century research on the work of Amir Khusrow Dehlavi, it is observed that poems written in various genres on the poets devan do not appear in the amount stated by the author (Baqo'ev M., 1975, p 204).

Khusrow's lyrical works (qasidas, ghazals, rubai's, qit' ah, tarjiband, tarkibband, chistan, muamma, etc.) are collected in five divans. Amir Khusrow Dehlavi was popular in Persian poetry, as a first ghazal poet. That's why, Alisher Navai, the Sultan (King) of Ghazal, one of the great Oriental poets, considers Amir Khusrow Dehlavi a great mentor, alongside Hafiz Sherazi and Abdurahman Jami, and expresses deep respect and calls him "Sahiri Hind" which means "Indian Magician":





Three people are masters in ghazals,  
 There is not anyone better than them.  
 One is the miracle maker, Indian magician,  
 His words hurt the people of love (Alisher Navoiy, 1990, p 516).

Such fame, certainly, gained by the poet, of course, called for the reproduction and republication of his works at all times. As we have seen, scholars and poets tried to gather Amir Khusrow's poems and books and also the rulers and others initiated. As a consequence of such hard work, it is true that many ruba'is were relocated and recopied the heritage of Amir Amir Khusrow and illustrated the creative skill of the poet. As a result, his books were given special attention, such as "Rubaiyat Khusrow Dehlavi" (inv. 7079), and "Shahra shubyo Majmui Rubaiyat" was created. In 1886 in Lakhnay and 1889 in Bombay, the poet's ruba'is were published in lithographic style as a separate book. The reason for this is that the poet's rubai is close to a famous genre. But none of them illustrates the origin of rubai.

In the tradition of Oriental classical literature, ruba'is play a key role in the creation of poets. In most cases, the devan of poems is created on this basis. The same is true for Amir Khusrow's works. Based on this, we were interested in the printed editions of the divans in search of rubai by Amir Khusrow Dehlavi.

In the manuscript collection of the Institute of Oriental Studies named after Abu Rayhan Biruni under the Academy of Sciences of the Republic of Uzbekistan, there is a printed edition of Kanpur under number 12708. This book was published with the name of "Kulliyati Anosiri Davavini Khusrow" in 1871 (M. Bakayev wrote with regret that he did not find the publication). The publication was mostly based on the first four divans of the poet and was repeatedly published in India (1874, 1786, 1899, 1910). Unluckily, only 37 ruba'is were comprised in this edition (pages 460-466). The publication lists the ghazals in alphabetical order and from which devan they came from, but in rubai's, we do not see such signs. We could not find any other lithographic records.

Amir Khusrow Dehlavi's Devan or "Devani Kamil" was published in 1343/1964 in Tehran. The book contains ghazals (pp. 35-71), qasidas (pp. 575-603), qit' as (pages 607-611), and 93 rubai's (pp.

ای دل که ز سودای کسی ویرانی  
 گفتی که بگیر زلف او، میخواستی

Meaning:  
 O heart, you are destroyed because of a girl,  
 How long should I remember her?  
 You said that If you want it, pull it off her hair,  
 You want to grab a snake with someone's hand.  
 In the manuscript No.965 (page 382a), the word ویرانی (destroyed) is incorrectly substituted for the

615-625). It means only 8 percent of them are ruba'is. However, it also allows for some degree of observation of the skill, artistic style, and ideological layers of the poet's work in this area.

We want to share some of our comments on the text of rubai's given here. First of all, it should be noted that the text writer M.Darvesh wrote in the preface of the book that Amir Khusrow's devan was the first publication in Iran. For this edition, a lithographic book and a copy by Yusuf Binni Yaqub Bayazi, 963/1555, and well-preserved. He used the oldest copy for this book. According to M.Darvesh, the defect in the manuscript was corrected as much as possible with other copies. But, he did not mention which other copies he used. Even a printed copy used by M. Darvesh remained unclear. But, in a live dialogue with the text writer B.Musayev in Tehran, it is known that it was Konpur edition (Musaev B.M., 1969, p 9). When we compared these two editions, it became obvious that all 37 rubai's in Devan were included in "Devani Kamil".

It is clear from the manuscripts of Amir Khusrow Dehlavi that the manuscripts in the Institute of Oriental Studies named after Abu Rayhan Biruni were traditionally compiled (№ 178, 9661, 7624 and others). From our point of view, Ruba'is was considered a minor genre, so no one mentioned about their origins. When we compare the text of rubai's in the manuscript and the publications (Tehran, Kanpur, and Dushanbe), we see that there is a lot of textual differences. It is noteworthy that many of them were corrected in "Devani Kamil". For instance

1. In the manuscripts, the couplet (No. 965/ 382<sup>a</sup> 2220/452<sup>6</sup>) من (I, your slave, desire you with all my heart) was given in "Devani Kamil" (624-6) with «میخواهم دل و بجان ترا عشق من». Though the formality of the ruba'i here does not diminish, the difference between the meaning of these verses is obvious. In the first case, the lyrical hero's wish is the lover, and in the second case, his love. The word "slave" in the manuscript forms is repeated only once. Therefore, the line seems a bit confusing and the word "love" is clearly explained in "Devani Kamil".

2. This is the case with another ruba'i in "Devani Kamil (p. 624):

تا چند مرا زیاد او میرانی  
 تا مار بدست دیگران گیرانی

first verse میرانی (banished). Perhaps the result of the error of the calligrapher, the manuscript was violated in the manuscript of the ruba'is nature. The couplets must end with the same word, and the word must be rhyme. Hence, the couplets require an internal rhyme. The ending of the fourth verse with the word گیرانی (girānā - holding) shows that rubai has not





radif. At the same time, this word (گیرانی) provides the soundness and logic of the couplet. Hence, it is clear that in the first copy of rubai's in the

manuscript, a letter error was made. Here again, the version in "Devani Kamil" was right.

3. There are majority of words that are different from rubai's below, that their consequences are very different in "Devani Kamil" (p. 622) :

صانع احدی که ساخت این چرخ کهن  
 او خود زیك امر کن جهان پیدا کرد

نی عقل رسد بکنه وصفش نه سخن  
 آن کیست که در قضااش گوید که مکن.

(7624/2266; 4421/343a)

Meaning:

The only creator created this world so, -

It is impossible to put the essence into our mind or its description into words.

He created the universe with the command "Be!",

Who can say "don't be" in their death?

In the manuscripts 7624 and 4421, this rubai is revealed in the first verse as "in ("this") - "nuh" ("nine"). In lithographic edition (No. 12708) this word was omitted. Certainly, if "nine heavens" were to be replaced by "this heaven", many things would not change. Nevertheless, the Arabic word کان (to be) in the third verse refers to the word کتی (manuscript

از شیخ نظام چون سلامت مرا  
 امیدی پس مراد و کامست مرا

7624), the word "Jahan" (world) with the "jahonro" (worldwide) (inv.4421), and the word "makun" changed with the word "suhān" (Manuscript 7624) replaces not only the meaning but also hijab, which leads to loss of wazn. These deviations were eliminated in "Devani Kamil".

4. On the other side, there are some places where the manuscripts of the Institute of Oriental Studies named after Abu Rayhan Biruni under the Academy of Sciences of the Republic of Uzbekistan may have made corrections to the rubai's of the "Devani Kamil". For instance, in the manuscripts of this fund (7079 / -6a; 4421 / 344a; 7624/227 b) we find the following:

با حسن عمل عیش مدام است مرا  
 زین رو همه کار با نظامست مرا

(7079/6a; 4412/344a)

Meaning:

When my peace was from Sheikh Nizam,

I keep on enjoying good things,

So I hope to achieve the goal,

That's why everything I do is organized.

The phrase رو زین (that's the way) in the fourth verse of this rubai, is given in the form "Devani Kamil" in the form of زیرا (because), which undermines the status of Nizamuddin Awliya in the rubai. In the couplets dynamics, the poet relates all

his accomplishments to his mentor, until he eventually reaches the fourth verse and reveals the secret of his work. That is, the causes are intertwined and the consequences come. If we put the word زیرا in place of the word which is given in "Devani Kamil", then the poet will claim, "Everything I do is well-organized". Then, the question arises as to why the poet mentioned Nizamuddin Awliya.

5. There are also cases of misuse of words in the publication:

یارب شد وزو در دل من آه بماند  
 بر خاک رهش دو دیده را بنهادم

و ز دامن وصل دست کوتاه بماند  
 او رفت و مرا دو دیده براه بماند

"Devani Kamil", p.621.

The first couplet of the poem has some miscomprehending that "When my lover left, my heart had the pain". If the phrase یارب شد is in the same way as the Dushanbe edition (1975, p. 879) یارب شد, then the logical sense would be:

That is:

مسکین دلم از غم بزبان افتاداست  
 ماندست فتاده در کف خوش بسران

ز آزار زمانه در فغان افتاداست  
 دیوانه بدست کودکان افتاداست

(965 /409 6 // 2220 /477 6.)

Meaning:

My poor soul became the language of sorrow.

When my lover left, my heart had the pain,  
 I had a shorthand to hold the skirt of my lover.  
 I stared at the soil of her path,  
 She went away and I had only two eyes fixed on the road.

We notice the same in the following rubai's. In manuscripts it has the following forms and content:

It has come to fruition from the period suffers.  
 He fell into the hands of drunkards until he fell [as if]-



Fell into the hands of the crazy boys.

It is found in the first verse in the manuscripts, instead of افتاداست بزبان (in the mouth), افتاداست بزبان ("suffered damage") was used in "Devani Kamil" (p.617). The second couplet, the word زمانه آزار (from the suffering of the time), it was given with زبان زار "From a Waiting Attitude to a Flame" (?) in the form of abstract compounds.

When comparing the rubies in "Devoni Kamil" with those of ruba'is stored at the Institute of Oriental Studies named after Abu Rayhan Biruni under the Academy of Sciences of the Republic of Uzbekistan, two aspects of the picture attract our attention.

It is possible to eliminate the defects of rubies in the manuscripts of the Institute of Oriental Studies named after Abu Rayhan Biruni under Academy of Sciences of the Republic of Uzbekistan with the help of ruba'is printed in "Devon Kamil";

With the help of manuscripts of the Institute of Oriental Studies named after Abu Rayhan Biruni, it is possible to eliminate the defects in the manuscript used to compile "Devon Kamil";

As we have seen, it is useful to look at the various forms of ruba'i in different manuscripts to evaluate them in detail.

Thus, the following conclusions can be drawn from our research in the context of ruba'is of Amir Khusrow Dehlavi:

1. The basic source for the research on the ruba'is of Amir Khusrow Dehlavi can be the manuscripts of the poet kept at the Institute of Oriental Studies named after Abu Rayhan Biruni under the Academy of Sciences of the Republic of Uzbekistan. Afterward, we will be able to eliminate the deficiencies in their publications and draw large-scale ruba'is into the analysis.

2. The materials on the ruba'is of Amir Khusrow Dehlavi which were printed in Kanpur, Tehran, Dushanbe did not enough cover the poet's works. Hence, they can only be used as auxiliary resources for research.

3. Our research on the ruba'is shows that the manuscripts of the Institute of Oriental Studies named after Abu Rayhan Biruni under the Academy of Sciences of the Republic of Uzbekistan are reliable and significant sources for the compilation of the poet's poems in this genre.

4. The view of past and present experts on the inability to collect the poetic heritage of Amir Khusrow Dehlavi should also be relevant to his ruba'is. Nevertheless, it is possible to create the largest collection of ruba'is of Amir Khusrow Dehlavi based on the manuscripts of funds of Uzbekistan.

5. The great number of manuscript copies of Amir Khusrow Dehlavi allows us to determine when and how many ruba'is were copied. This elucidates the need to research to determine the spiritual and aesthetic needs of the time.

## REFERENCES

1. Alisher Navoiy. *Majolis un-nafois. / Ilmiy-tanqidiy matn. Tuzuvchi Suyima G'anieva -T.: Fan, 1961. – B. 48.*
2. Alisher Navoiy. *Favoyid ul-kibar / Mukammal asarlar to'plami. 20 tomlik, VI tom - T.: Fan, 1990. – B. 516.*
3. Baqoev M. *Khayot va ejodiyoti Xusravi Dekhlaviy. – Dushanbe: Donish, 1975. – B. 204.*
4. Braginskiy I.S. *Iz istorii tadjikskey narodnoy poezii. – M., 1956. – B. 206.*
5. Kozmoyan A.K. *Rubai v klassicheskoy poezii na farsi (X-XII vv.). – Erevan, 1981. – B. 7.; Shomukhamedov Sh. Forsiy she'riyatning asosiy shakllari. – Toshkent: ToshDShI, 2003. – B.37.; ۶۲۲ - ص ۱۳۸۱، تهران - فارسی ادبی فرهنگنامه ۶۲۳.*
6. Bertels E.E. *Persidskaya poeziya v Buxare. – M. –L., 1935. – B. 36.*
7. Davlatshokh Samarqandiy. *Shoirilar bo'stoni («Tazkirat ush-shuaro»dan). –T.: G'afur G'ulom nomidagi adabiyot va san'at nashriyoti, 1981. – B. 88.*
8. Kozmoyan A.K. *Rubai v klassicheskoy poezii na farsi (X-XII vv.). – Erevan, 1981. – S. 111.*
9. Musaev B. *Amir Xusrav devonining qo'lyozmalari haqida G'G' O'zbek tili va adabiyoti. T., 1976. –№ 4.- B. 53–55.*
10. Musaev B.M. *Tekstologicheskoe issledovanie gazeley «Tuxfat as-sigar» Amir Xosrava Dexlevi. Avtoref. kand. diss. – T., 1969. – B.9.*
11. Munirov Q. *Amir Xusrav Dehlaviy Qo'lyozma asarlari katalogi. –T.: Fan, 1975.*
12. Mirzo Abdulqodir Bedil. *Ruboiylar. – T., 1986. – B. 5.*
13. Muhammad Ibrohim Xalil. *Sharhi muxtasar ahvol va osori Amir Xusrav. – Kobul, 1340 h – B. 5; Shomukhamedov Sh. Hind sehrgari G' Gumanizm abadiylik yalovi. Toshkent: G' G'ulom nomidagi Adabiyot va san'at nashriyoti, 1974. – B. 165–166.*
14. *Ruboiyoti Shayx Sayfiddin Boxarziy. Qo'lyozma, Inv. 2333/I; 10802/II.*
15. Khaqqulov I. *O'zbek adabiyotida ruboiy. – T., 1981; Ganieva S. She'riy injular G' Ruboiy she'ri. - T.: Yosh gvardiya, 1986. – B. 6.*
16. Khojiahmedov A. *Ruboiy vaznlari G' Maktabda aruz vaznini o'rganish. –T.: O'qituvchi, 1978. – B. 24.*
17. Shomukhamedov Sh., Musaev B. *Amir Xusrav Dehlaviy. – T., 1971. –B. 4.*
18. رباییات مجموعه الخیر ابو سید ابو منظوم خان . ۱۳۸۳، تهران - نفیسی سید باحتمام



## DISPUTED KINDS OF INFLUENCE IN THE PROCESS OF LEARNING AT THE UNIVERSITY

**A. N. Avdeeva**

Candidate of Technical Sciences,  
Associate Professor,  
Associate Professor of the Department of Materials Science and Mechanical Engineering,  
Tashkent State Transport University,  
Uzbekistan, Tashkent

## СПОРНЫЕ ВИДЫ ВЛИЯНИЯ В ПРОЦЕСС ОБУЧЕНИЯ В ВУЗЕ

**Авдеева А. Н.**

кандидат технических наук, доцент,  
доцент кафедры «Материаловедение и машиностроение»,  
Ташкентский Государственный Транспортный Университет,  
Узбекистан, г. Ташкент

---

### Аннотация

в статье рассмотрены спорные виды влияния преподавателя на студента, в процессе аудиторного обучения, такие как внушение, заражение, просьба, подражание и игнорирование. Рассмотрены как позитивные, так и негативные стороны данных воздействий. Автором сделаны выводы, что современному преподавателю, желающему быть успешным в своей профессии, необходимо обладать свойствами харизматического лидерства, в масштабах своего института, а это не возможно без осознанного умения влияния.

**Ключевые слова:** влияние, внушение, заражение, подражание, просьба, игнорирование.

---

На фоне стремительного «поднятия высшего образования Узбекистана на качественно новый уровень»[1], тема оптимального взаимодействия наставника с учениками, является одной из самых важных, ведь от того, какое влияние оказывает преподаватель на студента, зависит эффективность всего обучения.

Учебный процесс, в институте, можно условно разделить на следующие этапы: в первую очередь педагог преподносит учащимся необходимый объём научной информации, на базе которых, на втором этапе, студент, обучаясь

на примерах и задачах, должен усвоить конкретные знания. Третий этап – формирование навыков и умений. Каждый из этих этапов предполагает стимулирование познавательной деятельности, и единственный, бесспорно корректный, вид влияние – это аргументация. Это открытый и прямой вид воздействия, который рассчитан на интеллектуальные возможности человека, но реализация ведения аргументации требует выполнения некоторых условий. Во-первых, инициатор влияния должен чётко осознавать свои цели и уметь правильно их сформулировать. Во-вторых, требуется согласие



на взаимодействие обратной стороны, так как аргументация является диалогом. Говоря иначе, лектор и аудитория должны слушать друг друга, а для этого существует ещё одно необходимое, но не достаточное условие – эмоциональное спокойствие. Педагог, как и студент, должны сохранять вежливость, какими бы не были аргументы и ответы на них. В диалоге важна не столько простота и по возможности краткость, сколько общность языка общения, доступного и понятного обеим сторонам.

В реальной жизни информация без эмоций возможна, только если она в книге, интернете или каком-либо другом неодушевлённом носителе. Педагогам, как и студентам, практически не возможно полностью дистанцироваться от эмоционального фона, и тогда в ход идут спорные виды воздействия. Спорные они потому, что относятся к манипулятивным, и имеют как положительный, так и отрицательный результат. В большинстве случаев, педагог бессознательно переходит на такие виды влияния, но с приобретением опыта, это становится частью его мастерства. Рассмотрим некоторые сомнительные виды влияния в процессе обучения.

**Внушение.** Сразу оговоримся, что внушение существенно отличается от гипноза, так как в аудитории, при воздействии, все находятся в осознано – бодрствующем состоянии. Пример внушения выглядит так: «Вы обязательно справитесь с этой задачей, это в Ваших силах!» и т.д. Но внушение может носить и деструктивный характер: «Для Вас это слишком трудная задача, Вам будет очень тяжело, и Вы не успеете!» и т.д. Из приведённых примеров чётко видно, что и положительные и отрицательные виды внушения являются манипуляционными. Для использования этого вида воздействия на студентов, педагог должен обладать авторитетом, или личным магнетизмом, уверенностью в себе и чётко поставленной речью. Объектами воздействия, как и в обыденной жизни, становятся наиболее внушаемые студенты.

**Заражение,** пожалуй, самое честное из всех манипуляций, и пока менее всего объяснимо психологией. Преподаватель – артист, ведущий своё занятие с полной отдачей, передаёт – заражает своим состоянием аудиторию. Передавать это состояние, как и принимать, можно и непринуждённо, и осознано. Но данным видом воздействия может воспользоваться только педагог с высокой энергетикой и артистизмом

В арсенале внушения и заражения есть много психологических средств, одним из которых является прикосновение, но для вузовской практики это, с одной стороны, технически затруднено, особенно в многолюдных

поточных аудиториях, с другой стороны, этически недопустимо. Будем считать и внушение, и заражение дистанционными видами влияния.

**Просьба** – «вежливое обращение к кому-либо, призывающее сделать что-либо» [3 С. 282]. Воздействие такого вида – ювелирное искусство баланса между мольбой и принуждением. Просьба в традиционной для неё форме: «Вы не могли бы говорить тише?», звучит не солидно, и близка к унижению, тем более что она не обязательно будет выполнена. Конструктивной заменой является просьба в виде утвердительного предложения: «Предлагаю всем снизить громкость голоса, чтобы не мешать друг другу». Если обычная просьба звучит как выполнение одностороннего договора, то в форме предложения она становится взаимной.

По существу просьба – это вежливое требование, которое собирает в себе и внушение и принуждение, что делает этот вид влияния манипулятивным. И преподаватель, и студент, чётко понимают свои роли, и осознают, что педагог вправе требовать, но все мы подчиняемся психологическим законам, в том числе теории реактивного сопротивления Брема. Лишаясь возможности выбора, как вида свободы, мы сопротивляемся влиянию, чтобы восстановить справедливость. Добиваясь поставленной цели, опытный и мудрый педагог превратит любое требование в корректно поставленную просьбу.

**Игнорирование,** аналогично рассмотренных выше видов воздействия, тоже может иметь как деструктивный, так и конструктивный окрас. Студент, нарушающий дисциплину, или ведущий себя вызывающе, естественно, питает антипатию со стороны педагога. В сам момент поведения, выходящего за рамки этикета, нарушитель получает замечание [4], а вместе с ним и «якорь» на подсознательном уровне в голове педагога на негативное восприятие его личности. При дальнейшем общении, «якорь» срабатывает игнорированием. Лектор может сделать вид, что не заметил приветствие со стороны студента, или поднятой руки для ответа.

И наоборот, игнорирование может быть поддержкой и уважением, со стороны педагога, который заметил, что студент испытывает трудности процесса обучения, например в публичном выступлении. Обычно у начинающих «ораторов» краснеет лицо, дрожат руки, начинается глазной тик или икота, но испытывающий смущение студент не хочет, чтобы это заметили, и тогда в ход идёт «благородное» игнорирование.

**Повод к подражанию.** Можно предположить, что подражание – вид заражения,



но это не так. При заражении передаётся состояние, а под подражанием будем понимать попытку копирования поведения. Для повода к подражанию, лектору мало обладать энергией и быть артистом, он должен демонстрировать высокий уровень мастерства[5]. Известность педагога, как учёного, а иногда и как бизнесмена тоже может стать поводом для подражания со стороны его учеников. Во все времена, поводом для подражания служили: физическая привлекательность и умение сформировать свой индивидуальный имидж, высокий уровень энергии и уверенность в себе, обладание коммуникационными и ораторскими навыками, интеллект и убеждённость в правильности своих идей. Все эти качества относятся и к педагогу – наставнику.

Современному преподавателю, желающему быть успешным в своей профессии, иметь признание своих студентов, мало полностью владеть научным материалом своего предмета, ему необходимо обладать свойствами харизматического лидерства, в масштабах своего института, а это не возможно без осознанного умения влияния.

#### Использованные источники:

1. «Концепция развития системы высшего образования Республики Узбекистан до 2030 года» опубликована на сайте УзА. [Электронный ресурс] <https://kun.uz/ru/news/2019/10/09/shavkat-mirziyoyev-utverdil-konsepsiyu-razvitiya-sistemy-vysshego-obrazovaniya-do-2030-goda>
2. Сидоренко Е.В. Тренинг влияния и противостояния влиянию. – СПб. : Речь, 2002. – 256 с., илл. ISBN 5-9268-0069-2
3. Зализняк Анна А., Левонтина И.Б., Шмелев А.Д. Константы и переменные русской языковой картины мира. – М.6 Языки славянских культур, 2012. – 696 с. – (Язык. Семиотика. Культура). ISSN 1727-1630 ISBN 8-978-9551-0494-2
4. Авдеева А. Н. Взаимодействие с проблемными студентами в процессе аудиторного обучения // Научные исследования и разработки 2020 года: материалы II международного научно-исследовательского конкурса (22 апреля 2020г., Саратов) Саратов: Изд-во ЦПМ «Академия Бизнеса», 2020. С. 57-60. ISBN 978-5-907199-79-8
5. Авдеева А. Н. Техники конструктивного влияния в процессе интерактивного обучения в вузе // Мировая наука 2020. Проблемы и перспективы: материалы II международной научно-практической конференции (9 апреля 2020г., Москва) Саратов: Изд-во ЦПМ «Академия Бизнеса», 2020. С.31-33. ISBN 978-5-907199-74-3





# SPIRITUAL HERITAGE : HISTORICAL AND PHILOSOPHICAL FOUNDATIONS OF NATIONAL DEVELOPMENT AND IDEOLOGY

**Sh.Kholmatova**

senior lecturer

Tashkent State Pedagogical University

---

## ANNOTATION

*This article focuses on the role of the spiritual heritage of national development in globalization processes, as well as the embodiment of national ideologies and ideas of national development.*

**KEY WORDS:** *spiritual heritage, society, social development, morality, law, nation, social development, ideology, spirituality and knowledge.*

---

## DISCUSSION

We can see that President Sh.Mirziyoyev's "Speech at the Ceremony Dedicated to Teachers and Coaches" of September 30, 2020, and many other works, his speeches at the sessions of the Oliy Majlis, were repeatedly mentioned in conversations. [1]

The building, whose foundation is high and well-built, has a spiritual, moral, philosophical, political-legal basis, as if it were independent and fixed without collapsing during the terrible earthquake, the achievements of science, based on its scientific conclusions, the life of the national ideology is connected. After all, the uniqueness of the building depends on the foundation of the house. The more energetic the foundation, the longer and max the castle will stand. So if any fortified building in the chariots laid on a weak foundation is in a storm once the current, those zakot will collapse.

The spiritual foundation of our people, the foundations of our state are very ancient and independent. Who can not deny it. Our history goes back several thousand years. We must say the sentence: in the periods when certain peoples were still holding hands, our ancestors made the star chart"[2].

The ground for our national ideology, thoughts that serve as a base, views, ideas, hiccups have not appeared yesterday in our country. The views of the peoples of our region on spirituality and enlightenment are ancient. After all, one of the most ancient civilizations in the world appeared in our region.

Historically, Turon, Movaraunnakhr, our ancestors who lived in the territory called Turkistan, created and preserved for centuries, fairy tales and

legends, terms, epics and matals, songs and lapars performed at weddings and holidays, games, holidays and trips, community heritage, customs, traditions related to culture, spirituality, enlightenment, serving as a source for the formation and development of the national ideology in the form-no doubt. One of the most ancient species and genres of oral creativity of our people - myth (asotir)put forward the idea of the struggle between good and evil, light and darkness, happiness and misfortune and the victory of good over evil in this struggle. According to Avesto, the creator of the universe is the only God who controls it – Ahuramazda, who calls people to fight for goodness, he gives people light, heat, happiness as a source of good deeds, he frightens enemies, saves people from suffering, disasters, he calms his melancholy. Evil in the peoples of the East, the forces of darkness are often described in myths as dragons, demons. They are represented as symbols of disaster and darkness, nightmare and humiliation, death and misfortune, misery, ruin, hunger-rancor.

Such as "Tumaris", "Shirak", "Zariadr and Odatida", "Zarina and Striangiya", "Mannas", "Alpomish", "Qirqqiz", "Gurugli", "Avazhon", "Chambil qamali", "Oysuluv", which have emerged over several centuries in our region, have been cheated on by the children of our people who have shown the values of hero for the freedom and independence of their homeland. It is doubtful that the philosophical ideas in these works, which are not only national but also universal in nature, serve as the basis for national ideology.The need to protect the land, which was revered by the ancestors as the pupil of the eye, without touching the qiblagoh and sajdagoh, without running away from me, the need to



protect it with an undisguised courage, the doctrine of the root, the fertilizer, the idea that was completely absorbed into the blood of our ancestors and became the content of to join, mahallanness, relativeness, raising the national separatism from the middle, encouraging to live by thinking about the future, categorically condemning the betrayal of the ancestors' sons, national customs, ways of life, the happiness and prospects of children to live and operate, to make a lifetime commitment to love and other similar ideas inherent in the culture, ideology of the common peoples.

Universal ideas about always being a friendly supporting each other in the most difficult moments are the most important qualities and qualities characteristic of moral and moral enlightenment views of the peoples of Turkestan[3].

Such ideas as courage, correctness, fairness, loyalty, honesty, which are characteristic of our national ideology, are reflected in the fairy tales and narrations of our people.

The religion of zardushtism, which occupies a great place in the development of spiritual and moral consciousness and thinking of our people in the national ideology, and the teachings described in its Avesto, should also find its embodiment. The original homeland of Avesto, which reflects the rich life experiences of our ancestors over the centuries, their religious-moral, moral, philosophical views, is Uzbekistan. The most remarkable is the fact that our ancient hand is almost 3000 years into the creation of Avesto.

This rare book is a spiritual, historical heritage that we have left to the descendants of our ancestors, who lived in this land between two rivers. "Avesto" is a historical document that testifies to the fact that in the ancient country we were a great state, a great culture, who could not deny it [4].

The basic laws of the religion of Zarathustra are laid down in the Avesto.

"Avesto" is a source of standing-end, spiritual-ethical, religious-legal, philosophical wealth. There are so many ideas, views, opinions that promote value, faith, goodness, that each of them is used today in the consolidation and protection of independence, in the integration of the rules of our national ideas in the minds and minds of people.

One of the moral and moral rules noted in Avesto is that people are encouraged to make cocktails, create cultural riches with their own hands and live comfortably. It is said that zardushtism is inclined to the grace of God in the event that a person ceases to cause an increase in livestock, the flowering of bows. When Zardusht is asked where God is the best place on Earth, in Ahuramazda, he answers, "Where does a man build a house for himself, where he sets aside a place for his family-his

wife and children, where he lives comfortably, where his children live comfortably, where the fire is ignited in his house, aasha location, that place is glorious, autonomous." [5]

"The religion of Zarathustra and the material basis of the world in his book Avesto were glorified by land, water, air, fire. Soil and air were so revered that it was a very big gunoh, a criminal offense to pollute the air, to make it dirty, let alone the death of animals on the ground, to bury the body of people raw, to discharge into the water. There was a picture that the bodies of the marchums were placed in special ceramic vessels, ostadons, so that they did not contaminate water, air, soil" [6].

The peoples of Central Asia, who have deviated from the religion of Zarathustra, have revered the mother land, the main source of human life and life, the soil of its low compaction with a salty love, did not allow it to be unclean.

As noted by the president of Uzbekistan, "earth, air, water and fire (Sun) have been revered in Central Asia since ancient times, and have been adequately appreciated by all religions of our ancestors from the Zarathustra to Islam" [7].

In Avesto, which includes many of the most important issues of our national spiritual cadres, it is forbidden to pollute the waters of the ditch, the well, it is not allowed to graze on the banks of the anarchy and the ditch, it is not allowed to tie horses, it is forbidden to graze on the banks of the earth, water, the being is an expression from saying that it is a sign of faith.

The content of the development of the olam in "Avesto" is a phrase from the uncompromising struggle in Akhrimon between with Akhuramazda, which is the embodiment of the forces of evil with the forces of goodness. When axoramazda seeks to establish good, justice, prosperity, peace in the world, Akhuramazda leads people to evil, darkness, destruction. In this fight the pious people strive to stand by the Akhuramazda. The idea of the victory of good over evil in the struggle between good and evil, light and darkness, happiness and unhappiness is character for Avesto. "Avesto" is the image of the history, culture, spirituality and thinking of the past of our ancestors.

The national ideology reflected the teachings of the Eastern peoples, first of all, in the minds and minds of the ancient peoples, in manners, culture, spirituality, article, aphorisms, traditions[8].

The Pearl of the spiritual and moral wealth of the people, the basic life experiences in the comics, the dreams of the people, the feelings of which have formed its own philosophical expression. Thanks to the comics, people have a scientific understanding of how many philosophical ideas, spiritual lessons lie in the time of their past, their ancestors, their sons, genealogies, calls, enlightenings, draw conclusions from them to the life of the important for himself,



"cunning words, articles-the lines of the heart of unknown poets, the rays of the heart without knowing the distance of talent, the did not declare, a presidential uncontested law, an uncontested Constitution by a State"[9]. In words and phrases, which are characteristic forms of people's creativity, it has its own expression, ranging from the most complex problems of social life to the issues of family life. Let us not see which of them, in the core of one of them, we see that the centuries -old life of the people, the way of historical development, lifestyle, national traditions, traditions, culture, temperament, worldview are absorbed.

In the place of the conclusion, it is worth noting that we will once again acknowledge the fact that human beings, especially those created by the peoples of Turkestan, read and study the treasures of spirituality with thirst, absorb the main ideas, and spiritual and moral values such as decency and morality, kindness and humanity are very ancient and old in Uzbekistan. The more effective, rational and creative we use the cultural heritage of our people formed over the centuries, its traditions, articles, the words of good and education, the more effective we will achieve results in realizing that the national ideology and spirituality of the peoples of Uzbekistan have deep historical roots.

Uzbekistan's own way of achieving truly national development is based on the multilateral characterization of the following main features and conditions of development of the Republic:

First of all, it follows from the national-historical way of life and contemplation of population, folk traditions and customs. The foundations of collusion, whose deep roots go back to the traditional collective lifestyle of the past, are historically characteristic of the people of Uzbekistan. Respect for adults, sympathy for family and children, open sympathy, regardless of nationality, sympathy for people and a sense of mutual assistance are the norm of relations between people. Respect is a characteristic feature of the morality of Uzbekistan in relation to the native land of Uzbeks, its homeland to the correspondent, knowledge, teachers and enlighteners[10].

## REFERENCES

1. Мирзиёев Ш. "Ўқитувчи ва мураббийларга бағишланган тантанали маросимдаги нутқи" Тошкент -2020 -йил...
2. Каримов И. Ўзбекистон миллий истиқлол, иқтисод, сиёсат мафкура. 1-жилд. «Ўзбекистон» наириёти, Тошкент-1996 йил, 203-бет
3. Каримов И. Ватан саждагоҳ каби муқаддасдир. 3-жилд. Т., «Ўзбекистон» наириёти, 1996 йил, 167-бет.
4. Каримов И. Тарихий хотирасиз келажак йўқ Т., «Шарқ» наириёти, 1999 йил, 10-бет. Ёўлдошев. Ж., С. Хасанов.
5. Авестода ахлоқий ва таълимий қарашлар. Тошкент, «Ўқитувчи» наириёти, 1992 йил, 25-бет.
6. Каримов И. Тарихий хотирасиз келажак йўқ. Тошкент, Шарқ наириёти, 1999 йил,
7. Каримов И. Ўзбекистон XXI аср бўсағасида: хавфсизликка таҳдид, барқарорлик шартлари ва тараққиёт кафолатлари. Тошкент, "Ўзбекистон" наириёти, 1997 йил, 445-бет
8. Одоб бўстони ва ахлоқ гулистони. Тошкент, «Фан» наириёти, 1994 йил, 3-бет.
9. Шомахсудов Ш., Шорахмедов Ш. Хикматнома. Тошкент, «Фан» наириёти, 1990 йил, 5-бет
10. Каримов И. Ўзбекистон: миллий истиқлол сиёсат, мафкура. 1-китоб. Тошкент, «Ўзбекистон» наириёти, 1996 йил. 41-бет.



# HISTORICAL STUDIES AND HISTORICAL GEOGRAPHY OF THE HISTORY OF TRADE AND ECONOMIC RELATIONS OF THE CENTRAL SOGDIA

Makhmudov Dilshod

KarSU,  
Uzbekistan

## ABSTRACT

*This article will cover the issues of historical science and historical geography of the history of trade and economic relations of Central Sogdia of the early medieval period. Based on rich historical sources, the author first made a scientific-comparative analysis and scientific conclusions on the coverage of the history of Central Sogdia in local and foreign historiography, as well as the study of historical geography.*

**KEYWORDS.** *Sogdia-Sogdiana, Central Sogdia, historical-cultural heritage, historiography and source studies, historical geography, historical-cultural regions, past of the peoples of Central Asia, the scale of archaeological research, Sogdian texts in Dunhuan foundation, collection of "Khojali documents", Armenian and Turkic-runic sources, Shatial rock records.*

## 1. INTRODUCTION

Information about Sogdia-Sogdiana can be found in the historical monuments of Sogdian, Chinese, ancient Turkic, Persian, Arabic, Armenian and Greek peoples of different eras. These are mainly epigraphic and written sources, covering approximately three thousand years of history. Such sources have a special role in the study of the artistry and trade and economic relations of the early medieval period of Sogdia.

Central Sogdia, its rich historical and cultural heritage, remained aside from consistent research until the second half of the XIX – early XX century. In the generalizing historical publications devoted to the history of the peoples of Central Asia, information about the period from the early 30-ies of the XX century to around 50-ies of our era, especially until the Arab invasion, was incredibly scarce and far-fetched. The reason for this is that the written sources on these important stages of the past have not been studied perfectly, and still very little has been found in the written monuments of this territory from its time to antiquity, in particular, the Arab invasion. In addition, archaeological research in the period under review was not developed on a large scale. Nevertheless, since the second half of the XIX century, a number of studies have emerged on the basis of generalization of science-based sources.

## 2. THEORY

It is known that in connection with economic and political interests since the middle of the XIX century, the interest of European countries in the historical and cultural past of the peoples of the East, in particular, Central Asia, has intensified. As a result, serious attention was paid to the research of sources on the history of the region. Originally, in 1851 year O.Iakin's work [1] on the history of the region based on Chinese sources was published. In the work, such as «Bey shu "(V century), "Soy shu" (beginning of VII century) and "Tan shu" (621-907 years), the information on the location, economy, management and culture of countries, territories, properties and regions in East Turkestan and Central Asia, mentioned in Chinese chronicles was reflected. The work later gave impetus to the implementation of important source-studies on the history of Sogdia. There are also some Chinese-language travel books [2] on the cultural life of the country and social processes, as well as some the Armenian-language [3] sources with information on the history of Sogdia. In 1877, V.Tomashek published his first monographic research based on Chinese, Arab – Persian sources with the aim of restoring the historical – geographical and political map of ancient Sogdia and early medieval Sogdia. In this work, the researcher thinks that the early Middle Ages covered the present Zarafshan (Sogdia of Samarkand and Bukhara) and Kashkadarya (South Sogdia) oases [4]. The separation of Sogdia geographically into these





components was also preserved in subsequent studies.

### 3. STATEMENT OF THE PROBLEM

By the end of the XIX century, on the initiative of scientists from England, France and Russia, large expeditions for the study of historical and cultural monuments of Central Asia began to be organized. Thanks to the activities of these expeditions, huge discoveries were made in the Central Asian region for the development of the historical science of that period. During the first expedition, the inscription "**Karabulghasun manuscript**", which was written in three languages, which are ancient Turkic, Chinese and Sogdia languages, was found by N.Yadrintsev in 1889[5]. The Danish scientist F.K.Andreas in 1904 identified the fact that one part of this inscription has been written in Sogdian [6]. On the basis of the Chinese-language resources obtained during the expedition, the information on the relations of the Turkic Khanate with the Chinese empire and international trade and economic relations was studied by E.Shavann [7]. In his study, the researcher has come up with important information on the status of Sogdia, its central cities in trade and economic relations.

### 4. DISCUSSION

In the development of the source of the history of Central Sogdia in this period, V.V.Bartold's contribution is incredibly large. In particular, the researcher's investigation on the history of Sogdia based on Chinese and Arabic – Persian sources is one of the important research in this regard [8]. In addition, the researcher draws his conclusions on the historical and geographical details of Turonzamin as a result of attracting a huge amount of resources in one of his works, on the periodization of the political, socio – economic history of Central Asia, as well as on the impact of Sogdia on the cultural development of the countries of the army [9]. In addition, the translation of Narshakhy's work "History of Bukhara" in 1897 headed by the researcher [10] became an important stage in the research of Persian sources. These studies served as an incentive factor in the study of the historical geography of the peoples of Central Asia, in particular, the political, economic, cultural history of Central Asia in the ancient and early Middle Ages. As noted above, since the end of the XIX century, major scientific expeditions began to be organized on the territory of Central Asia. In particular, the expeditions of the English, led by **A.Stain** [11], the French, led by **P.Pelo** [12] and the Russian - by **S.Oldenburgh** [13], resulted in a number of findings, including dozens of Sogdian written monuments in the territory of Eastern Turkistan.

The expedition, headed by A.Stain, was able to find the remains of the Sogdia post, along with several documents from the ruins of the border fortifications in the west of Dunhuan (the largest fortress city on the western edge of the Great Chinese wall) in 1904-1907. In the winter of 1914-1915, the head of the second Russian-Turkistan expedition to Dunhuan, S.F.Oldenburgh discovered plethora of ancient handcuffs from the local population as well as their fragments in large quantities. Due to the research, it became known that some of these findings were Sogdian [14]. The above-mentioned findings laid the groundwork for the emergence of a separate line of science known as "Sogdiaology".

The discovery of a new group of manuscripts led to the "re-discovery" of the previously mentioned in the sources, but forgotten the Sogdian language, as well as the accumulation of rare sources in the Sogdian language in the funds of the libraries of Berlin, Paris and London, as well as the Asian Museum (St Petersburg). For this reason, the first scientific research in the field was concentrated in the West. In particular, the initial translations of the Sogdian writing and the research on the grammar text were carried out by **K.Zaleman** [15], **F.V.K.Muller** [16], **R.Gotho** [17]. In addition, in 1917-1920, F.A.Rosenberg published three excerpts from the Sogdian texts in the Dunhuan foundation of the Asian Museum of SanktPeterburg [18]. As a result of the consistent research conducted by the German scientist **Kh.Rihelt** in 1928 – 1931 the remains of the Sogdian Mail found by the Stain's expedition were included in scientific circulation under the name "old letters" with their translation and comments into German [19]. However, the researcher could not achieve a complete interpretation of many terms and historical dates in these texts [20] because of which the research in this regard was then consistently continued.

Furthermore, the translations of the Sogdian texts were published[24] by different researchers in different years (in 1933, F.V.K.Müller and V. Lents [21], in 1937-1938 F.Walter [22], in the 1940s E.Valdshmidtva V.Lents [23], E.Benvenist and V.B.Khenning). These texts were mainly composed of Buddhist, Christian and **МОНИЙ СУТРА-ДИНИЙ ОЯТЛАРДАН**. By 1942, M.Y.Drezden gave full information about the research carried out prior to this in his work called "Sogdian bibliography" [25]. After long years of research in 1948 V.B.Khenning from the content of the "old letters" concluded that the remains of mail are associated with the events of the second decade of the IV century, more precisely, BC 313-317 years [26]. This conclusion was important in the next major research on trade-economic relations of Central Sogdia. In 1956, the memory inscription found at the **саяп (СТОЯНКА)** named Bugut in Mongolia (583-588 yy.) demonstrated that it was the Sogdian writing [27].





This study revealed the international influence of the Sogdian writing and language in the period of Turkic Khaganate and showed that it was a valuable source of socio-political and economic life in Khanate.

In the 60-70-ies of the XX century, new research of this and other texts was carried out. In Particular, F.V.K.Müller and K.G.Zaleman's work at the beginning of the XX century was revised by V.Zunderman and a new scientific publication appeared on the basis of the materials of the Berlin foundation of the Sogdian texts [28]. In addition, the researchers like O.Hansen, M.Boys, N.Ragoza have developed a complete description of religious sutras [29]. This study was of great importance to the study of the language of Sogdia as well as the study of the sources found in Central Asia, in particular from the region of Central Sogdia, related to the craftsmanship and commodity-money relations. In 1962-1963 the collections of the Sogdian documents of Mug mountains were published along with translations and comments by **A.A.Freyman** and his apprentices – M.N.Bogolubov, O.I.Smirnova and V.A.Livshits [30].

Particularly, the collection under the name "Economic documents", which includes the research of documents on financial life and economic issues of the country conducted by M.N.Bogolubov and O.I.Smirnova, was published in 1963. The collection reflects scientific approaches on 46 documents and is divided into the following categories: documents, receipts, expense documents, orders and declarations [31]. This research work is significant in the investigation of some areas of Sogdia craftsmanship, money management and commodity-money relationship.

In the 70-80-ies of the XX century, the research in the field of source studies was consistently continued. In particular, Armenian and Turkic-Runic sources dating back to Central Asia in the V-VII centuries were studied. Research of Turkic-Runic sources [32] provides additional information on the position of the Sogdians in the economic life of the Khaganate during the reign of the Turkic Khaganate. In addition, the translation of the work "Tarixi Tabari", which contains specific information on the factors of the development of the Sogdian crafts [33] was an important stage in this regard.

During this period, a number of studies have also been carried out in the study of Sogdia [34]. In particular, based on the results of nearly 75 years of the study of Sogdia, the generalizing work was published [35]. These results were reflected in the second volume of the work, as a bibliographic appendix [36]. In addition, M.M.Iskhakov [37] made certain conclusions and provided with necessary data in his research on Mug mountains documents and the Sogdian inscriptions. Also during this period, studies on historical-geographic information in Chinese

chronicles were continued and important conclusions were drawn [38].

In the source of the trade and economic relations of Sogdia, the study of the Sogdian memoirs, which were found in different regions, was also important. In particular, the inscriptions on the rock surface in the Ladakh region, located on the Tibetan border with India, were originally investigated by F.V.K.Müller, later by **E.Benvenist, V.B.Henning, S.G.Klyashtorniy and V.A.Livshits** [39]. The inscriptions left on rock tombs along the Kulansay and Teraksay valleys in the Talas Valley (East Turkistan) were also an important finding in the 60s of the XX century [40]. The rock paintings in the Karakorum Valley (Pakistan) as well as the discovery of a complex of Sogdian inscriptions paved the way for the implementation of important research in the field of source science. The Sogdian inscriptions in Shatial rocks were primarily studied by Kh.Khumbakh [41]. Later the English scientist **N.Sims-Williams** published picture evidence of this complex gathering in a special album [42].

Due to the great attention given by the government to the objective study of the historical processes taking place in the territory of our country during the years of independence, the research in the field of source science has reached a new level. For almost a century and a half, a new scientific approach to research and works created on primary sources, their analysis, comparison with new data obtained because of achievements in other areas of historical science and replenishment were based on the development of separate scientific schools in the field of source science in our country. In particular, in the early years of independence, M.M.Iskhakov's research has surfaced based on the study of the completion of the Sogdian inscriptions [43]. Moreover, on the basis of research and analysis of the documents related to Mug mountain, the researcher [44] and his descendants – A.Atakhujaev, Sh.Shoyakubov, B.Bobokulova accomplished productive work [45]. While A.Atakhujaev is currently conducting research in the field of source studies on the topic "Turkic-Sogdian relations" in the political, socio-economic and cultural processes of the early Middle Ages", Sh.Shoyakubov's research, important data and conclusions on the commodity-money relations of Sogdia has emerged.

In recent years, some Arab sources related to the history and geography of Sogdia were also investigated [46]. In addition, thanks to the research by the sinologist A.Khujaev, important Chinese language-based research on the participation of the Sogdian in trade processes, as well as their status in the history of Central Asia and the life of the Sogdian in China is being currently published [47]. In addition, consistent research by both local and foreign researchers continues on Turkic-Runic



records identified from a number of regions of Central Asia [48].

## 5. CONCLUSION

Due to the interest in the history of Sogdia, foreign specialists important carry out research on source studies, as well. In particular, based on the involvement of many sources, the French researcher **Eten de la Vaser** published his study [49], in which the researcher has come up with important data based on sources on the active participation of the irrigation in international trade and economic relations.

In conclusion, the research carried out since the middle of the XIX century on the resources that were important in the coverage of various aspects of the past, allowed to obtain certain information on the historical geography and trade and economic relations of Sogdia. However, due to the inadequacy of such sources in the study of the areas of craftsmanship, as well as various approaches implemented by researchers and the lack of a final solution in conclusions while studying available sources (such cases can be observed in the example of geographic data from Chinese sources, as well as different approaches to the research of Sogdian sources), we cannot pick sufficient information about the history of Central Sogdia. In our opinion, it is desirable to give scientific conclusions on the basis of a comparative analysis of existing written sources of data on the research conducted on craft products and coins of the early medieval period obtained during archaeological excavations carried out directly in the territory of Central Sogdia during the detailed coverage of the aims and the objectives.

## REFERENCES

1. Иакинф О. История о народахъ, обитвшихъ въ Средней Азии въ древнія времена. Съ картою на трехъ большихъ листахъ. Сочинение. Въ трехъ частяхъ. -Санктпетербургъ, 1851.
2. Си ю цзи или описание путешествия на Запад / Перевел с китайского с примечаниями Архимандрит Палладий // Тр. Членов Российской духовной миссии в Пекине. -Санкт-Петербург, 1866.Т.4. -С.261-434.
3. История императора Ираклия. Сочинение епископа Себеоса, писателя VIIвека / Перевод с армянского. -Санкт-Петербург, 1862. -216 с.
4. Tomaschek W. Zentralasiatische Studien. I. Sogdiana. ("Sitzungsberichte der philosophisch-historischen classe der kaiserliche Akademie der Wissenschaften"). -Wien, 1877. Bd.LXXXVII. -187 p.
5. Ядринцев Н.И. Путешествие на верховьях Орхона, к развалинам Каракорума. Чл.-сопр.РГО // Читано в общ.собр. РГО 21 февраля 1890 г. - Санкт-Петербург, 1890. - С. 332.
6. Основы иранского языкознания. Среднеиранские языки. -М.:Наука, 1981. -С.350-351.
7. Chavannes E. Documents sur les Tou-kiue (Turks) occedentaux// Сборник трудов Орхонской экспедиции. Вып. VI. -Санкт-Петербург, 1903.
8. Бартольд В.В. Согд // Собрание сочинений. - М.:Наука, 1965. Т. III. - 542 с.
9. Бартольд В.В. Очерки из истории Семиречья // Сочинения. -М.:Наука, 1963. Т. III. - 104 с.
10. Наршахи Мухаммад. История Бухары / Перевод с персидского Н.Лькошина под редакцией В.В.Бартольда. - Ташкент, 1897. - 124 с.
11. Stein A.M. A journey of geographical and archaeological exploration in Chinese Turkestan. - London: Geographical Society, 1902. -36 p.
12. Pelliot P. Le "Cha-tcheo tou king" et la colonie sogdienne de la region du Lob-nor // JA (Journal of Asiatica), 1916. XI serie, vol. VII. - P.115.
13. Ольденбург С.Ф. Каишгарская рукопись И.Ф.Петровского. -Санкт-Петербург, 1892. -С.2.; Он же. Экспедиция Д.А.Клеменца в Турфан в 1898 г. -Иркутск, 1917. -С.13.
14. Согдийские фрагменты Азиатского Музея ИВ АН СССР//Публ., перевод и комм. А.Н.Рагоза. - М., 1983. - 32 с.
15. Краткая грамматика ново-персидского языка. С приложениями метрики и библиографии / Составитель К.Г.Залеман и В.А.Жуковский. - СПб, 1890. - 100 с.; Saleman K. Manichaesa. I. //Изв. Им. АН. -Санкт-Петербург, 1907. №7. Вып. II. и др.
16. Muller F.W.K. Neutestamentliche Bruchstucke in Soghdischen Sprache// SPAW. 1907. Т. XXIV. -p.140-157; Muller F.W.K. Soghdiche texte I. -Berlin, 1913. -P.111-128.
17. Gauthiot R. De l' alphabet sogdien// JA. X serie, 1912. - p.37-45; Gauthiot R. Le Sutra du religieux ongles-longs. -MSL, 1912. -P.210-221.
18. Rosenberg F. Deux fragments sogdien bouddhiques du Tsien-fo-tong de Touenhouang (Mission S. Oldenburg 1914-1915). I. // Изв. Россий. АН. -Санкт-Петербург, 1918; Rosenberg F. Fragments dun sutra. II// Изв. Россий. АН. -М., 1920. Т.14. -152 с.
19. Reichelt H. Soghdischen handschriftenreste des Britischen Museums. Die buddhistische texts. - Heidelberg, 1928. -p.15-22.; Reichelt H. Die Soghdischen handschriftenreste. I. - Heidelberg, 1931. -P.33-56.
20. Основы иранского языкознания. -С.350-351.
21. Muller F.W.K., Lentz W. Soghdischen texte. I// SPAW. Т. XXI. -1934. -P.53-77.
22. Welter F. Bemerkungen zum soghdischen Dhyana-texte// Monumenta Serica. II. -1937. Vol. II. -P.341-404.
23. Waldschmidt E., Lentz W. Manichaische Dogmatik aus Chinesischen und iranischen texten// SPAW. 1933.
24. Benveniste E. Textes Sogdies. -Paris, 1940. - 280 p.; Henning W.B. Sogdica. -London, 1940. -53 p.
25. Dresden M.J. Bibliographia Sogdiana consica. -Leiden, 1942. -129 p.
26. Henning W.B. The date of the Sogdian Ancient Letters// BSOAS. 1948. Vol. XII, part. 3-4.
27. Кляшторный С.Г., Лившиц В.А. Согдийская надпись из Бугута// СНВ. - М., 1971. Вып. X. - С. 121-147.
28. Sunderman W. Nachlese zu F.W.K. Muller// Soghdischen texten. I. AOF. III. - Berlin. -P.20-41; 1975. -P.24-51.
29. Hansen O. Die buddhistische und christische literature. -Berlin, 1968.; Boyce M. A catalogue of the Iranian manuscripts in Manichean script in the



- German Turfan collection. –Berlin,1960.-280 p.; Рагоза А.Н. Согдийские фрагменты Самгасутры рукописного оборани. ЛОИВАН СССР. –М.,1970.-21 с.*
30. Согдийские документы с горы Муг (СДГМ): Фрейман А.А. Описание публикаций. -М.: Восточная литература,1962. Вып. I. - 90 с.; Юридические документы и письма / Чтение, перевод и комментарии В.А. Ливицца. –М.: Наука,1962. Вып. II. - 222 с.
31. СДГМ: Хозяйственные документы / Чтение, перевод и комментарии М.Н. Боголюбова и О.И. Смирновой. - М.: Наука,1963. Вып. III. - 132 с.
32. Тер-Мкртчян Л.Х. Армянские источники о Средней Азии V-VII вв.-М.: Наука,1979.-97 с.; Кляшторный С.Г. Роль согдийцев в экономической жизни тюркского и уйгурского каганатов (VI-IX вв.)// Письменные памятники и проблемы истории культуры народов Востока. - М.,1973. Вып. IX. - С.19-22.
33. История ат-Табари / Перевод с арабского В.И. Беляева. -Ташкент: Фан,1987.-441 с.
34. Ливицца В.А. Новые находки согдийских письменных памятников / Сборник. - М.: Наука,1986. -320 с.; Ливицца В.А. Согдийцы в Семиречье: лингвистические и эпиграфические свидетельства// К СХV годичной научной сессии ЛО ИВ АН.-М.,1981. - С. 15-17.; Смирнова О.И. Очерки из истории Согда.-М.: Наука,1970.-288 с. и др.
35. Основы иранского языкознания. Среднеиранские языки. - М.: Наука,1981. - 583 с.
36. Ўша асар. -С.515-542.
37. Исҳоқов М.М. Суғдиёна тарих чорраҳасида.-Тошкент: Фан,1990.-34 б.; Ўша муаллиф. Суғд ёзувининг шаклланиши ва тараққиёти масалалари // Ўлмас обидалар.-Т.,1989.-Б.4-41.; Ўша муаллиф. Некоторые вопросы палеографического изучения согдийских письменных памятников// Адабий мерос. - Тошкент,1987. №1. – С. 26-31.
38. Малявкин А.Г. Танские хроники о государствах Центральной Азии.-Новосибирск,1989.-367 с.; Боровкова Л.А. Запад Центральной Азии в II в. до н.э.-VII в.н.э. (историко-географический обзор по древнекитайским источникам).-М.,1989.- 354с. и др.
39. Основы иранского языкознания.. -С.362.
40. Джумагулов Ч. Эпиграфика Киргизии // Памятники Киргизстана. - Фрунзе,1963. Вып. I. - рис.24.; Он же. Эпиграфические памятники Киргизии// Памятники Киргизстана. - Фрунзе,1970. Вып. II. - таб. 43.
41. Humbach H. Die Soghdisheninschriften funde vom oberen Indus (Pakistan)// Allgemeinundvergleichende archaologie.-Beitrag.-Munchen,1980.-Bd. II. - P.201-228.
42. Corpus inscriptionum. Ed. by N. Sims-Williams.-London,1987. -133 p.
43. Исхаков М.М. Палеографическое исследование согдийских письменных памятников: Дисс...соиск. докт. ист. наук.-Тошкент,1992.
44. Исҳоқов М.М. Унутилган подшоликдан хатлар.-Тошкент,1992.-60 б. ва бошқ.
45. Отаҳўжаев А. Суғд қурол-аслаҳаси ва чокарлари ҳақида манбалар // Ўзбекистон Республикаси Қуролли кучларининг тарихи, бугуни, келажаси: Илмий-амалий анж. мат.-Тошкент,2005.-Б.25-28.; Ушбу муаллиф. Ўзбек давлатчилиги тарихида суғд-турк муносабатлари илдизлари // Ўзбекистон ўрта асрларда: тарих ва маданият.-Тошкент,2003.-Б.138-144.; Шоёқубов Ш.Ш. VI-VIII асрлар сиёсий тарихида Суғдиёна (Суғд ёзма ёдгорликлари асосида):Тарихфанл. номз...дисс.-Тошкент,2005.-156 б.; Бобоқулова Б. Документы, связанные с кожевненным делом в Согде// Ўзбекистон тарихи. -Т.,1999. №2.-Б.42-45.; Илк ўрта асрлар Суғд хўжалиги масалалари тадқиқотчи томонидан диссертациявий тадқиқот манбаи сифатида ўрганилмоқда.
46. Камолитдин Ш.С. Историческая география Южного Согда и Тохаристана по арабоязычным источникам IX-начала XIII вв. - Ташкент: Ўзбекистан,1996.-422 с.
47. Хўжаев А. Хўжаев К. Қадимги манбаларда халқимиз ўтмиши.-Тошкент,2001.-39б.; Хўжаев А. Хитой манбаларидаги суғдларга оид айрим маълумотлар//Ўзбекистон тарихи.-Тошкент, 2004 йил, №1.52-60 б.; Ушбу муаллиф. Буюк Ипак йўли: муносабатлар ва тақдирлар. – Тошкент: Ўзбекистон миллий энциклопедияси, 2007.-279 б. ва бошқ.
48. Насимхон Раҳмон, Боқижон Матбобоев. Ўзбекистоннинг кўҳна туркий-рун ёзувлари.-Тошкент: Фан, 2006.-66 б.; Қызласов И. Рунические письменности Евразийских степей.-М.: Восточная литература,1994.-324 с. ва бошқ.
49. Et`enne dela Vaissiere. Historiedes marchands sogdies.-Paris, Collee de France Institute des hautes etudes Chinoises, 2004. Vol. XXXII.-380 p.



# HISTORICAL AND THEORETICAL ROOTS OF ESTABLISHING A DEMOCRATIC LAW IN UZBEKISTAN

**Ikramov Ravshan Aktamovich**

Assistant of Professor  
Dean of the Faculty of History and Languages,  
Candidate of Legal Sciences,  
Tashkent Region Chirchiq State Pedagogical  
Institute

**Ismayilov Akmal Ziyadillaevich**

Senior lecturer  
Department of "Social sciences"  
Tashkent Region Chirchiq State Pedagogical  
Institute

---

## ANNOTATION

*This article examines the theoretical issues of building a democratic legal state in the Republic of Uzbekistan. In particular, the article examines the historical roots of Uzbekistan in building a democratic state, as well as the role and importance of legal reforms in building a democratic rule of law.*

**KEY WORDS:** *Building a democratic state governed by the rule of law, improving the system of state and society building, ensuring the rule of law, further reforming the judiciary, liberalizing the economy, developing the social sphere, ensuring security, interethnic harmony and religious tolerance.*

---

## DISCUSSION

The independence of the Republic of Uzbekistan, the construction of a legal democratic state and civil society was defined as the main goal. The process of its formation, relying on our national and spiritual heritage, our values in the field of national statehood, has chosen a specific and appropriate path of development. So cannot be called a true democratic society, a society that does not rely on its spiritual values, heritage, which, taking into account it, cannot harmonize with universal values, principles.

Any state develops on the basis of historical, cultural and moral heritage of its society, as well as universally recognized democratic printouts. Such harmony raises new stages in the development of the people. Its perspective factors. "Avesto", created by our ancestors on the territory of Uzbekistan, has a special place in the understanding of history as a theory of such statehood.

The first president of the Republic of Uzbekistan I.A.Karimov at a meeting with historian scientists and journalists: "...now the whole world recognizes the so-called territory of Uzbekistan, that is, our homeland is not only the East, but also one of the cradle of universal civilization. From this ancient and tabarruk soil, great scientists, philanthropists, scholars, politicians, commanders have been trained. The basis of the religious and secular sciences was

created on this ground, which was glossed " [1], they argued. Indeed, the cultural heritage of the great statehood, which appeared in the Movarounnahr range, is known as the most primitive and ancient statehood culture in the genesis of human history. Thanks to our independence, opportunities are opened to study such a heritage as an important ground of national, democratic values.

It is known that the oldest source of our national statehood in Uzbekistan is Avesto. It is also considered a social view on the first statehood created by our ancestors in the 3 millennium BC. If we pay attention to the ideas put forward in Avesto, we can see that today's fair - democratic society is in sync with our ideas for restoration.

On the formation of the foundations of statehood "Avesto" includes information about almost all political, economic and social relations, the foundations of the state system, the philosophy of the zardushti, the development of world history. In the source, first of all, the priority is placed on the issues of human freedom, its spiritual perfection. For example;" I give glory to a good idea, a good word, a good job " is called in the book Yasna (14). Ahuramazda, the relationship that is going on between people calls for mutual sincerity, respect indifference, the need for help and end, to be avoided from bad thoughts. There are number of human principles of respect for an adult and self-esteem for





the little one, patience, honesty, kindness and a number of others, which are in harmony with the basic principles of our national idea.

One of the most important issues in Avesto is that legal relations are theoretically formed. In it there is information that human life and socio-economic relations between people are based on law. Truth, good word and purpose, pursuit of purity and goodness, preservation of water, land, fire, house and livestock are considered moral duties. Man with his works and thoughts serves as an assistant to the Supreme Ahuramazda, who brings good, light and happiness, gives life and truth.

The refusal of the word or oath given in the family and the community, the violation of the covenant made between people, was considered a great sin: "O Spitama, the person who broke the contract breaks the whole country, thereby undermining all property belonging to art. O Spitama, do not break your covenant..." ("Yasht", Chapter X.)[2].

On the basis of historical documents, it can be said that the legal teachings put forward in the books of Avesto "Yasna", "Visprat", "Yasht", "Videvdat" are considered to be more ancient than Roman law. Therefore, they later served also as the source of the formation of the political system of the constituent states. In this way, "Avesto" influenced the work of Greek thinkers and Roman lawyers with its comprehensive perfection. In particular, the types of crimes committed as a result of human rights, physical and legal personality land, human land, the issue of equality of a man and a woman, the right of a minority, the right of minors, conscience, and religion land, the right of communities and groups, the right to property, the right of family, the right of obligation of contracts, intentional or Also classified as burglary or occupation differences in Avesto, the right to protection and judicial proceedings, as well as other legal printouts such as the organization of their own expression[3].

It is known that the basis of a democratic society is manifested in the presence in the state of systemic immaturity of political-social, economic and legal printouts. By the way, it is based on the fact that they are in harmony with universal values. We will witness the formation of such values and prints on Avesto. This can be seen in the traditional foundations of power and forms of governance.

Man by nature lives, striving for freedom, goodness. The need for the state in the organization of rules and their procedures, which are universal for all such needs, arises. Here such a need formed the theoretical criteria of universal values. At present, in the periods associated with the mutual urges and disagreements of the personality society, new educational teachings have emerged as a destructive idea. Exactly IX and XII centuries were such a difficult period in the history of Central Asia. The

struggle of the people for their independence and the ideas associated with the human freedom call for the nation to rise spiritually. Such philosophers as the world famous Khorezmiy, Fergani, Abu Nasr Farabi, Ibn Sina, Beruni, Yusuf Hos Hadjib, Nizamulmulk, politicians, historians, scientists lived and worked in this period. This period goes down in history as a period of awakening of Central Asia in terms of its content, salinity.

There are specific aspects of the culture of the Renaissance, which are interpreted in the formation of the theory of statehood based on the following:

1. The pursuit of secular enlightenment, the wide use of the achievements of the past and culture of the countries of the world on this path, especially the development of natural-philosophical, religious, historical and social sciences.

2. Interest in nature, the narration of the science of natural Science, rationalism, belief in the power of reason, giving the main attention to the sciences aimed at finding the truth, to consider the truth as the basis of human imagination, science.

3. Glorification of man, justification of his intellectual, natural, spiritual, artistic, spiritual qualities, manifestation of humanism, high moral laws and rules, education of a perfect man.

4. Universelligence encyclopaism, interest in all natural phenomena and striving for its essence[4].

5. Formation of theoretical bases of state construction and management on the basis of justice, moral prints, development of their legal and practical bases.

6. Classification of activity levels of the head of state and his servants, the creation of theoretical bases of the system of responsibility criteria.

At the same time, in order to create conditions for a deep analysis of the path of development of our country, further improvement of the result of the reforms carried out, comprehensive and rapid development of the state and society, the president of the Republic of Uzbekistan signed an agreement on 2017.

At present, a strategic program document is being actively implemented in our country, approved by the Decree of the President of the Republic of Uzbekistan dated February 7, 2017 in order to deepen the analysis of the country's development path, further increase the effectiveness of ongoing reforms, create conditions for comprehensive and dynamic development of the state and society. The "Action Strategy for the five priority areas of development of the Republic of Uzbekistan for 2017-2021" identifies priorities for building a democratic state governed by the rule of law in Uzbekistan [5].

In accordance with the constitution, reforms in the areas of improving the system of state and society construction, ensuring the rule of law and further





reforming the judicial and legal system, liberalization of the economy, development of the social sphere, ensuring security, harmony of the nation and religious tolerance and deeply thought out, mutually beneficial and practical foreign policy are an important factor

As President Shavkat Mirziyoyev noted in his speech at the solemn ceremony dedicated to the 24th anniversary of the adoption of the Constitution of the Republic of Uzbekistan, during the years of independent development, our Constitution serves as a solid foundation for the construction of an economy based on the rule of legal democratic state, a strong civil society, free market relations and after all, our basic law, along with the advanced international experience in the field of human rights, has adopted the achievements in the history of Uzbek statehood, in particular the popular slogan of Amir Temur "Power is in justice". This is a key factor in raising the processes of restoration of a democratic legal state in Uzbekistan to a high level, ensuring social justice and legality in society.

At present, in Uzbekistan, work is being carried out to protect democratic values and integrate them into the lifestyle of citizens. Work is being carried out in accordance with the printouts of the Constitution of the Republic of Uzbekistan, the norms of international law on the construction of legal state and civil society and the experience of developed countries in the conditions of implementation of our national legislation, deepening of democratic reforms, relying on the Advanced International experience on the modernization of the state

It is to radically improve the efficiency and quality of democratization processes in our country, to ensure the freedoms, rights, decent lifestyle and interests of citizens, to raise the responsibility of the bunda state agencies, to introduce new effective means and methods in establishing open dialogue with the people, to work under the slogan "Human interests - above all things". President Sh.Mirziyoyev pointed out in relation to the activities of state and governing bodies, officials of law enforcement organizations, "We forgot to communicate with people at a later time. Getting into them, talking openly and sincerely, hearing their grief, unfortunately, in our activities, has become the last place"[6]. The fact that the people's reception rooms are functioning in all regions, a large - scale dialogue with the people has brought to a new level the work carried out to ensure the openness of the activities of the state authorities and management bodies.

The successful implementation of large-scale reforms at the modern stage of the country's development requires the creation of an absolutely new and effective system of Public Administration. In this regard, significant work is being carried out to

radically improve and modernize the system of Public Administration in the country.

In Uzbekistan, in addition to the constitutional legal basis for the restoration of a Democratic state, there are historical and theoretical roots. A sovereign state consisting of equal sovereignty of citizens can only be a legal state. The restoration of such a state depends on the rule of law in the spheres of social life, the state itself and its organs directly connected with the law, the guarantee of the right of an individual, the mutual responsibility of the state and the individual, strict control over the practice of laws, normative legal acts. In Uzbekistan, these requirements are based on the Constitution and laws based on it. At present, Uzbekistan, as a legal state, first of all, is based on the rights and legislative acts for the performance of its constitutional functions. Our state, its executive officials and bodies are inextricably linked with the law, and state power is implemented on the basis of laws [7]. Secondly, a whole system of constitutional integrity of relations in society and the state is created on a legal basis, and is being created[8]. As a result, we can conclude that the existence of the following signs of a democratic legal state in Uzbekistan has become a real reality:

- the constitutional print-up of the separation of powers is strictly valid;
- On the basis of the political building program "Strategy of action on five priority directions of development of the Republic of Uzbekistan" fair civil society is being formed;
- the accumulation of legal powers in a particular joint or structure to monopoly and its monoideology, which prevents it from remaining anti-democratic mechanisms have been established;
- the supremacy of the Constitution and laws, the direct application of which is achieved;
- the sovereignty of state power was determined by the Constitution and the law and began to be introduced into life without deviations;
- on the basis of the norms of the right to elect and be elected, a legislative two-chamber parliament was formed, strict control over the formation and expression of the legislative will was established;
- our internal legislation harmonizes with international norms and principles;
- legal protection of all subjects of social treatment from arbitrary decisions of whom;
- the andose and means of ensuring legal democratic statehood the independence of judicial power as a whole ensured the reformation being given away for a while;
- the effectiveness of the experience of ensuring the legal organization of the system of state power on the basis of the principle of the rule of law, i.e. compliance with the law;
- continuity of rights and duties, obligations of citizens;



- mutual responsibility of the state and the individual with each other;

- the desire to abandon narrow norms, official dogmatism in legal creativity, to fully mobilize its content in the interests of the nation, etc. [9].

These signs of the legal state as principles have become the main path of the political and legal development of Uzbekistan, the first president of our country the fact that the teachings of I.Karimov created in this regard have earned a holistic content, while the president of our country is still today. The fact that thanks to Mirziyoyev's reasonable policy, our state is confidently moving towards fair civil society, relying on the Constitution and the rule of law, along the path of independence and development, is proof of the inevitability of the future of Uzbekistan to become a great state [10].

Also, President Sh.Mirziyoyev proposed a fundamentally new mechanism of communication with the people, with the legally elected representatives of the people. Since 2017, a new democratic institute has been introduced - the institute of exodus of the president of the Republic of Uzbekistan with an appeal to the Supreme Assembly of the Republic of Uzbekistan. Having a deep political and legal essence, an important institution opened the door to new opportunities for the parliament to truly increase its role and position in the life of the country, to ensure social cohesion on important priorities and tasks in the new political path of development of Uzbekistan.

Decree of the president of the Republic of Uzbekistan "On approval of the concept of administrative reforms in the Republic of Uzbekistan", adopted in this regard, is an important step in the implementation of the strategy of action on five priority directions of development of the Republic of Uzbekistan in 2017-2021 and, in essence, opens a new page in the construction of thanks to independence, we realized ourselves, as a free nation and an independent state, it was possible to show the huge potential of Uzbekistan to the whole world. In a short period of time, great victories were achieved in the construction of the state and society, in the political, legal, socio-economic spheres, in the minds of our citizens literally new perspectives and new thinking bases were formed.

In the place of the conclusion, we can say that since the Republic of Uzbekistan has a democratic nature that serves the interests of the people since ancient times, in its activities it relies on such prints as democracy, people's power, socio-political-legal pluralism, human rights priorities, social justice, distribution of powers, legality, equality of all before law and court, compliance of national legislation

## REFERENCES

1. Каримов И.А. Асарлар тўплами 7 жилд. - Т.: Ўзбекистон, 1999, 132-бет.
2. Сагдуллаев А, Аминов Б, Мавлонов Ў, Норқулов Н. Ўзбекистоннинг тарихи: Давлат ва жамият тараққиёти. Т.: Академия, 2000, 31-бет.
3. Абдукамилов Р. Авестийские текст о государственности и праве: вопрос генезиса и эволюции структур. Ўзбекистон тарихи, 2000, 3 сон, 22-бет.
4. Ўзбекистонда ижтимоий - фалсафий фикрлар тарихидан лавҳалар. Хайруллаев М. тахрири остида. -Т.: Ўзбекистон, 1995, 11-12-бетлар.
5. Ўзбекистон Республикаси Президентининг «Ўзбекистон Республикасини янада ривожлантириш бўйича Ҳаракатлар стратегияси тўғрисида»ги 2017 йил 7 февралдаги ПФ-4947-сонли Фармони // <http://www.lex.uz>.
6. Мирзиёев Ш.М. Ўзбекистон Республикаси Конституцияси қабул қилинганлигининг 24 йиллигига бағишланган тантанали маросимдаги нутқ. Халқ сўзи, 8 декабрь, 2016 йил.
7. Мирзиёев Ш.М. Бирлашган Миллатлар Ташиқлоти Бош ассамблеясининг 75-сессиясидаги нутқларидан. gazeta.uz
8. Nazirov H.H., Ismayilov A.Z., & Rasulov A.N. (2020). *The Impact of Economic Factors on the Family Crisis*. Евразийский союз ученых, 6(75), 64-65.
9. Utamuradov A., Khojiev T., Isanova G., & Khaytmetov R. (2020). *The Prospects of a New Template of the Modernization Uzbekistan*. Jour of of Adv Research in Dynamical & Control Systems, 2(12), 2670-2676.
10. Исмаилов А.З. (2015) Ҳуқуқий онгни билишнинг фалсафий- методологик даражаси. Фалсафа ва ҳуқуқ, 92-95.



# INTEGRATION OF SPIRITUAL HERITAGE OF FERGANA VALLEY JADID ENLIGHTENMENT INTO THE MINDS OF STUDENTS

**Abdurazaqova Feruza Kanalovna**

Senior Lecturer  
Andijan State University

---

## ANNOTATION

*This article is aimed at absorbing the spiritual heritage of the jadid enlightenment in the Fergana Valley into the minds of the students and intended to study and research the views of jadid based on world social and national values.*

**KEY WORDS:** national values, spiritual heritage, jadid, enlightenment.

---

## DISCUSSION

The rapid enlightenment movement, which came to the square in a short period of time, not only carried out reform work in the fields of school and education, the press, literature and the arts, but also completely transformed the cultural, educational and spiritual life of the people or carried out great works with a focus on this path. The main purpose of our research work is to integrate the national and spiritual heritage of the enlightened students in teaching pedagogical sciences in a harmonious way.

It is known that the question "jadid" means "new". There has been no space and time in the history of mankind so that the news that has entered the life of society as a whole has not undergone great resistance. The one-time existence of society and human life, sooner or later, leads to degradation. That is why the enlightened intelligentsia of the people "develops" new ideas to fight or prevent the degradation that began yesterday in the life of society and man.

Uzbek scientists have made great strides in studying various aspects of the jadid Enlightenment movement. The works of nearly all jadid writers were published and presented to the public. A lot of works devoted to the study of the history of the school of the new method, the national press, literature and theater came to the field.

The momentum was formed as a movement based on world social and national values, responding to the interests of the indigenous people of Central Asia and fully meeting the matured needs of social development. Acceleration has taken a complex path of development from enlightenment to a powerful political movement. The intensity has passed two stages in its history. The first is the stage

of enlightenment, and the second is the political stage. But it can be said that the views of the jadids on the issue of statehood began to form from the first period and came to a certain form at the second stage.

The ideology of enlightenment of jadids was much richer and more diverse in social terms. In it, among the historical tasks and issues that wave and excite society even in our present day, we can correctly understand religion in achieving spiritual perfection, accelerate the process of creating a legal and economic market space, build advanced democratic institutions, introduce specific national developments. The modernization of Islam as an important factor in the implementation of the solution of these issues, its purification from hardened beliefs, the achievement of Science and advanced technology, llab go problems arise.

One of the prominent manifestations of the movement of jadidism in Fergana, Isokhan Ibrat, who also graduated from Madrasa in Kokand, opens a school in Turakorgan in 1886, but soon closes it [1]. Thanks to the movement of the jadids, by the beginning of the XX century, dozens of new method schools were operating in the Valley.

At the beginning of the XX century, the political activity of students in muslim madrasahs had increased for some time, just as the student movement spread widely throughout the entire Russian Empire. In particular, in Fergana, the first progressive societies were formed. By 1908, the students of the advanced madrasah of the city of Kokand formed the society "Shamsinur" [2].

Members of the society considered the introduction of scientific, educational, training of exact sciences in madrasahs as one of the first tasks of the people. It can be said that the system of



education, which has developed to this day, is the result of the peculiarities of that period and the efforts of the cadetists.

Socio-economic and political issues in the country were also discussed at community meetings. In the activities of the society "Shamsinur" there was a significant influence of jadids. Hamza Hakimzadeh Niyazi, one of the prominent jadids of Fergana, also started his political activity from the same society for the first time [3].

On July 20, 1912 in the city of Kokand, a "circle of Kokand artists" was established, Hamza was one of its founders. The goal of the circle was to study and stage dramatic works, as well as to attract art lovers to it. In 1914-1916, he created more than 18 literary and publicistic works.

During the first World War, the local intelligentsia began to actively interfere in socio-political life.

1916 year in the city of Kokand the society "Gayrat" is formed by the progressives. The goals set by this society were, firstly, to provide schools with textbooks, tambourines and educational weapons, and secondly, to publish and distribute books, newspapers and magazines in local language among the indigenous people. In the community-owned store, the sale of gazetasinng "Vaqt", "Suz", "Ochiq suz", which was popular among the local population of that period, was intense. In addition, the newspaper "Turkestansky Golos", published in Andijan from Russian-language newspapers, was distributed by the society [4].

The distribution of the newspaper "Turkestansky Golos", published under the editorship of A.A.Chaykin, by the Fergana jadids, can be considered as a manifestation of cooperation between the progressives and the Russian democrats.

On the pages of the newspaper, many articles have also been published about the school-education system of the local population: "...the civilized land population has fully realized what modern conditions put forward for their children. From the dissatisfaction of today's Russian-tuzem schools, they began to look for different ways to make their children educated. As a result of this, a new method schools appeared..."[3].

Among the members of the Muslim enlightenment society "Gayrat" in the city of Kokand there were numerous messengers of the newspaper "Turkestansky Golos". Since the beginning of October 1916 under the leadership of the above-mentioned newspaper editor-in-chief, there have been efforts to organize a local-language Press in the city of Andijan.

In 1916, the jadids formed the society "progressives" in Andijan city. During this period, the political activity of the ylka jadids increased significantly, and they began to raise social and economic issues along with educational topics in

their meetings, in their articles in gazeta and journals. This society in Andijan was formed under the leadership of the well-known jadid Ubaydullahuja Asadullahujayev [4].

In conclusion, it is possible to formulate national pride in the students by teaching them the development process of the accelerated movement of Fergana vodiysidati and to teach them the following three stages:

1) the stage of enlightenment from the end of the XIX century to the year 1908. During this period, the first new method schools were opened in the Valley; Isakhan Ibrat in Turakurgan, Mullah Shoazim domla in Kokand, Salahiddin domla, Abdulvahhab Ibadi, Shamsiddin domla in Andijan, Azim Qadirov and others. "Tarjimon" and other newspaper-journals spread widely among the Valley intellectuals. The Printing House "Matbaai Ishakiya" was opened by Ishokhan Ibrat in Namangan.

2) from the years 1908 to 1917 year the aggressor of enlightenment and the growth of political activity. The Society of "Shamsinur" in Kokand (1908), the structure of the "circle of artists"(1912), the increase in the number of schools of jadid. Development of National Press, writing textbooks for new method schools. The opening of the society "Taraqqiyparvar" in Andijan, the society and library "Gayrat" in Kokand, the activities of Fergana jadids in cooperation with other democratic movements in the valley, the publication of newspapers "Sadoi Fergana" and "Ferganskoe Exo" in Kokand, the establishment of printing works, the struggle for the nationalization of science, literature, culture and education.

3) from February 1917 to March 1918 year, the struggle for the autonomy of the Fergana jadids of Turkestan was suppressed. After the February revolution of 1917, the publication of new magazines such as "Tirik suz", "Kengash", "Yurt", "Hurriyat", "Ravnaqul Islam", active participation of Ferghana progressives in the activities of "Shuroi Islamiya". Participation of Fergana jadids in Turkestan autonomy.

## REFERENCES

1. Носиров О., Маъмуров М. Ўзбек адабиётчининг муҳим саналари. - Наманган: Нам ДУ, 1993. - Б. 124.
2. Бобохонов А. Ҳамза Ҳакимзоданинг педагогик гоялари. - Т.: Қизил Ўзбекистон, 1960. - Б. 13.
3. Бобохонов А. Общественно-педагогическая и литературная деятельность Хамзи. - Т.: Ўқитувчи, 1979. - С. 26.
4. Туркестанский Голос.-1916.-12 нояб.
5. Тожибоев Р. Мустамлакачилар ва миллий матбуотимиз жамият ва бошқарув. -1997. - Б. 61





# INNOVATIVE APPROACH TO THE CAPACITY BUILDING OF STUDENTS IN MODERN EDUCATIONAL INSTITUTIONS

**Sattarova Iroda Murodalievna**

Teacher

Andijan State University

---

## ANNOTATION

*This article provides analytical insights into the innovative approach to increasing the potential of students in modern educational institutions and states that the teacher is the leader, organizer of the educational and educational process and that his innovation culture, initiative, creative activity, creative thinking, aspiration to innovate is one of the main factors for the development of intellectual potential in general.*

**KEYWORDS:** *innovation, analysis approaches ,ualual potential, creative,modern education.*

---

## DISCUSSION

From the first years of independence, purposefully oriented measures were carried out in our country to educate a healthy and harmonious generation, to realize its creative and intellectual potential of young people, to create the necessary conditions and opportunities for the preparation of competitive personnel in the labor market meeting modern requirements. The development of society can not be imagined without the development of science. Because science assumes the functions of production, creation of its material basis, technological development and, most importantly, provision of personnel.

President Sh.M.Mirziyoyev in this regard serves to educate a new generation of mature cadres who are able to compete in the conditions of today's globalisation: "New kindergartens, schools, higher educational institutions, branches of prestigious foreign universities, cultural and sports facilities, "School of Temurbeklar", "President schools", "Schools of creativity". We will certainly appreciate the content and significance of the five positive initiatives, which are becoming a common movement in the future, as young people are deeply aware and actively participate in its implementation," - they said [1].

Such opportunities offered to young people in the process of education provide a solid foundation for the full manifestation of their potential of the younger generation, who are the owners of the future, to study in the chosen profession, to work, to find its place in life and to become specialists who will make a worthy contribution to the prosperity of society.

To date, the rapid development of science, technology and information and communication technologies, production sectors requires a new level of quality of education and training from the employees of the education system in terms of content, this requires the effective use of innovative technologies, and each system employee, especially teachers, has a higher responsibility and responsibilities.

The introduction of innovation into the educational process of general secondary education institutions begins with the innovative activities of teachers. Because the teacher is the leader, organizer of the educational and educational process, his innovative culture, initiative, creative activity, creative thinking, aspiration to innovate is one of the main factors for the development of intellectual potential in general.

The word "innovation" is derived from the latin word "inovatis" (in - in, novus - new, innovation), which in translation means "introduction of innovation, positive change, renewal". Innovation is a high-efficiency innovation based on scientific-practical aspects, aimed at a specific goal in any field and aimed at practical application [2]. When it is called pedagogical innovation, it is understood to introduce innovations and positive changes in the educational process in order to achieve an effective result.

Pedagogical innovation occurs in scientific schools, in educational practice, as a result of the creative activity of scientists and educators. Innovation is a new educational practice (new order, style, method, methodology, technology, etc.), which is carefully planned and purposefully





introduced into the educational process) is considered.

A distinctive feature of innovation is the following:

- innovations always include a new solution to the current problem;
- their use makes it possible to obtain new quality results;
- implementation of innovations leads to qualitative changes of all components in the system.

The use of diagnostic techniques in determining the effectiveness of pedagogical innovations gives a good result.

A teacher should not give a ready thought to a child, but make it possible for him to understand the existence in his mind and direct the child to think.

In the process of training through puzzle games, along with the development of students' abilities, they are trained in such features as dexterity, help to find the right way out of a difficult situation. For example, through the game "White and black" children are taught to tell about the good and bad, necessary and unnecessary, negative and positive properties of a body. When you see circles of white color, children say that this piece is of good quality. And when you see circles of black color, you can find anti - dependence.

The incentive for education plays an important role in the formation of the basis of educational and cognitive activity with the participation of the reader and the teacher. In the recent past, the participation of the student in the educational process is sufficient in its role as a subject demonstrating practical skills, adopting and assimilating theoretical knowledge, accepting theoretical knowledge and assimilating it seems to be the leading subject of the educational process, the basic execution of the student according to the requirements of educational technology.

Now the reader does not receive the information (knowledge) transmitted by the teacher. Rather, the trainee's ticket, in accordance with the instruction, independently acquires theoretical knowledge by acquaintance with the proposed educational resources, creates practical skills and qualifications under the supervision of the teacher. The reader is required to be able to educate his / her opinion on the basis of independent activity, mastering theoretical knowledge, the ability to bring up evidence, defend his / her own opinion, self-criticism, self-assessment, to decide on qualities.

Period demand requires the student to become an active participant of the educational process from being a slow listener. When the above points are summarized, you can come to the following conclusion. In comparison with the traditional forms of work of education and upbringing, the purpose of education was first to give knowledge to children, to formulate their skills, which, in addition to now give

knowledge, will also be to develop their creative abilities. The general form of the work becomes independent thinking, search, remembering [3].

In determining the intellectual capacity of the students, not only one of them is compared, but the daily success of each child is compared to the result obtained earlier. It is only then that the students feel responsibility and seek more research, through mastering of their cognitive skills and skills, realizing that the indicator they have achieved during their training will benefit the group.

## REFERENCES

1. Мирзиёев Шавкат. "Нияти улуг халқнинг иши ҳам улуг, ҳаёти ёруғ ва келажаги фаровон бўлади", «З», «Ўзбекистон». НМИУ, 2019, 34 - бет.
2. Толипов Ў.Қ., Усмонов М. "Педагогик технологияларнинг татбиқий асослари". Ўзбекистон Республикаси Фанлар академияси «Фан» нашриёти, 2006 йил, 60 - 61 бет.
3. Пардаева М., Мусурмонқулова О., Қўшмонов А. "Ўқитувчиларнинг таълим – тарбиясидаги муҳит: муаммо ва ечим". Ўзбекистон Республикаси Халқ таълими вазирлиги Республика Таълим маркази. -Тошкент-2015, 152 -бет.



# PEDAGOGICAL PRINCIPLES OF WORKS WRITTEN FOR PIANO IN THE WORK OF YOUNG COMPOSERS OF THE XXI CENTURY

Nazarov Farkhodjon Allaberdievich

Master student

Termiz State University

---

## ANNOTATION

*This article is an analytical review of the pedagogical principles of works written for piano in the work of young composers of the XXI century. Music performance creates a passion for achieving perfection in students, understanding of beauty. And the artistic images in his musical work are written about the formation of aesthetic sensuality in them, helping them to better understand all human experiences.*

**KEYWORDS:** *instrumental, analysis approaches, aesthetics, creativity, image, art, creative, instrumental definition.*

---

## DISCUSSION

Mankind is witnessing a sharp increase in the number of large cities and urban population by the 21st century. The number of large cities, the population of which increased by one million in the land sphere, exceeded three hundred. And 80 percent of the ground population lives in cities. Behind these figures lies a complex progressive process – the question of the restructuring of aesthetic relations of people.

Playing a musical instrument, this work, even children's performance, is a creative activity. It requires from the performer not only certain skills, but also activity, aspiration to the goal, attentiveness and creative initiative. Musical performance creates a passion for achieving perfection in children, understanding of beauty. And artistic images in a musical work form an aesthetic feeling in them, helping them to better understand all human experiences.

Students will be able to live a life that reflects on a certain worldview when working on various musical works. Along with these senses, certain spiritual and aesthetic concepts also come into being. In B.M.Teplov's opinion in artistic training, that is, it is important that "works" in one art can greatly contribute to the formation of artistic abilities in other types of art.

The more artistic knowledge the reader and the student have, the more they can fully and deeply understand the images in different works of art. The very essence of direct practical work with art is of

great educational importance. Aesthetic attitude to the performed images and events in reality through them, feelings and experiences is the most direct and active way of aesthetic education of students.

If the teacher approaches all of them in the same way, not knowing exactly the capabilities of the students, the students with a high level of intellectual capacity will also become sluggish, indifferent pupils.

Currently, the process of education in higher educational institutions has become much more complicated due to its function and intensity. Therefore, without solving the issues of its direction, content and methodologies on a scientific basis, it is impossible to ensure the effectiveness of training specialists in accordance with the constantly increasing demands of society.

The study of the purpose, functions and characteristics of specialist training is the most important condition for the correct determination of the content, principles and methods of training and training of students. In order to further develop the types of performance of the art of piano to the heights at the level of time and requirements, and to serve it with dedication, it is necessary, first of all, to know its history, to pay attention to classical performers and composers, to follow the rules of law.

The articles, books, monographs and manuals of practitioners and theorists who conducted research in these areas were studied in order to create textbooks and textbooks dedicated to the



study of the extensive coverage of the piano instrument and its history. From Uzbek authors: academician M.Rahmonov; art critics: L.Avdeeva, T.Obidov, L.Troiskaya; professors: A.Fitrat, T.Tursunav, M.Kadirov, U.Qoraboev, C.Tursunboev, B.Abdurakhmonov, E.Umarov, T.Makhmudov, J.Jabbarov, T.Gafurbekov, S. Saidi, M.Khamidova, B.Shodie, J.Rasultayev, researchers: Y.Norbutayev, R.Jumaniyozov, D.Mullajonov, N.Bekmirzaev, G.Shodimetova works of shodimetovs are of great importance.

One of the main goals is to scientifically summarize the problems of entering the genres of piano history, world-famous composers in the process of high schools, secondary special and school. To achieve this goal, the following tasks were set:

- some comments on the pedagogical and psychological skills of playing the piano;
  - "Monochord" and "clavicord" – the history of the appearance of musical instruments.
  - "Clavezin" - the history of the appearance of the chologogue.
  - "Piano" - the history of the appearance of the musical instrument.
  - "Piano" - ergology and reforms of the old man;
  - "Rayal" - the history of the appearance of the player (hornbeam).
  - the application of the genres of piano and variety in the school process of the period of independence.
  - History of bayan player;
  - The history of the accordion player;
- formation of modernity of the use of the genres of piano in the school process in Uzbekistan, in this:
- The art of spiritual development and piano.
  - Modernity and nationality in fortepiano.
  - Classical performing traditions and stars of fortepiano.

The emergence, evolution, variety, legalization technology and specific global executive processes of the piano player have been identified as the object of the teaching methodological guide.

The method and scientific method of application of modern genres of piano in the educational process of universities, secondary special and art schools: Uzbekistan musicology, piano musicology, history and theory of music, methodological conclusions and guidelines adopted in the art of performing piano.

One of the holistic scientific-universal and practical rules on the issue is the study of the possibilities of identifying common features by studying the properties of certain methodological issues, describing some practical methods in the analysis, that is, the means of induction and generalization.

In Europe, there is an improvement in the history of the appearance of "piano", its prevalence and the role and importance of its recognition, the sources used, its types, classification and variety of musical instruments, the spread of styles, its implementation in the educational system of Uzbekistan. The problems that this work needs to be solved and the relevance of the topic occupy an important place in the science of the specialty of keyboard and musical instruments. At the same time, this innovation plays a special scientific and theoretical role in the ideology of independence and the idea of national independence. The differentiation, popularization, role and significance of classical and modern styles in musical practice were studied on a scientific and systematic basis.

Piano lessons have great educational opportunities. Therefore it is necessary to understand that their upbringing and education complement each other in an inalienable unity. Music education is the training of not a specialist musician, but first of all an educated person.

Educational work carried out with students should be carried out on a permanent basis, whether the reader does not notice or not. The educator should know what the student is interested in, what he can read and love, the conditions in his house and his relationship in his family, etc.

It is necessary to understand that the conversations that are held with the aim of getting to know these things begin to be impulsive and go in an interesting way, as a result of these conversations, the reader is really interested in what he is saying, does not conduct conversations only as his own obligation.

Special abilities for any educator are also necessary, without them it is impossible to carry out the corresponding pedagogical and psychological activities. As for the music teacher, musical abilities are very important. A set of such abilities are much wider and more complex. The peculiarity of musical-pedagogical activity is the presence of an artistic-figurative component among its constituent parts, this component is an independent category in the general structure of the activity of a music teacher. For a music teacher, it is important to explain two types of creativity-verbal and play a musical work on a musical instrument.

In conclusion, we can say that the scientific-theoretical and practical significance, the results and conclusions reached primarily serve as a source for the realization of the purpose of spiritual and educational education, theoretical and practical enrichment, as well as for the study of the historical and theoretical problems of modern music Western science, in particular, musicology.



## REFERENCES

1. Шавкат Мирзиёев. “Нияти улуг халқнинг иши ҳам улуг, ҳаёти ёруғ ва келажаги фаровон бўлади”. «Ўзбекистон». НМНУ, 2019. 34 бет
2. Нейгауз Г.Г. Об искусстве фортепианной игры. Изд.5. М.: Музыка, 1988 Jabborov «O'zbek bastakorlari va musiqashunoslari» T.: «Yangi asr avlodi» nashriyoti 2004 y.
3. Farhodjonova N.F. HISTORY MODERNIZATION AND INTEGRATION OF CULTURE //Теория и практика современной науки. – 2018. – №. 3. – С. 13-15.



# SYSTEMATIC APPROACHES TO THE FORMATION OF ORGANIZATIONAL QUALITIES IN STUDENTS

**Komilova Maftuna Makhmudovna**

Teacher  
Andijan State University

## ANNOTATION

*This article provides analytical feedback on the systematic approaches to the formation of organizational qualities in students and states that the teacher is the leader, organizer of the educational and educational process and that his innovative culture, initiative, creative activity, creative thinking, aspiration to innovation is one of the main factors for the development of organizational qualities in general.*

**KEYWORDS:** *innovation, taxonomy approaches, organizational qualities, leadership, variability.*

## DISCUSSION

The deepening of political, socio-economic, social and cultural development on a global scale, the need to prepare socially active citizens necessary for the restoration of a free civil society – specialists of a high level, a person capable of joint activities in the conditions of competitive and market relations in the labor market, is further pressing the problem of formation of organizational qualities. Especially important is the formation of organizational qualities in students and the development of the ability to use smart technologies (smart sensors), in which the content of social, moral and moral competence, the improvement of pedagogical norms of ensuring compatibility with national traditions and values.

A number of scientific researches are carried out on formation of organizational qualities in students in the world, determination of pedagogical and psychological features of development of the system of national values, development of moral and moral competence on the basis of modern approaches. At the same time, special importance is attached to the development of professionally oriented technologies for the development of the system of formation of organizational qualities in students, improvement of pedagogical convictions for the formation of a professional image based on the system of national values.

In particular, there is a tradition of studying the effectiveness of ideas, principles or methods recommended by the researcher until the organization of experimental and test works in the research carried out today in the pedagogical and psychological directions and after their completion. In accordance with this tradition, the level of

theoretical and practical study of the issue of formation of organizational qualities in students was analyzed before the organization of experimental and test works.

It became known that the question of the formation of organizational qualities in the students of research, available resources and acquaintance with scientific research was not directly studied in theory. In the existing literature, the adjectives represented as structural elements of the organization were studied separately.

Responsibility is the violation of responsibility by a person in the organization of a particular action, professional or social activity, as well as in the event that he or she fully understands the duty before a particular group or members of that group. The study carried out by I.Uzokov focused on the formation of a sense of responsibility in the students. The main emphasis in the work is on clarifying the essence of the concept of "responsibility".

In the study, the responsibility of a person is said to be manifested in different ways, namely: before a person who is entrusted with the task of carrying out certain actions, carrying out certain professional activities, before a certain group or persons who are members of it, as well as in carrying out social activities of a citizen of society.

M.Sh.Annamuratova and G.Joraboevs emphasize that the formation of responsibility is "the formation of self-management, discipline, self-assessment in students, the training of them to independently submit to the discipline of the team, loyalty to duty".





Studying available sources the research work carried out by N.N.Jamilova is devoted to the problem of organizational quality formation in students. However, the choice of students of pedagogical colleges as an object for this study is also evidenced by the fact that the problem of the formation of organizational qualities in general secondary schools, in particular, students, is of great importance to the profession at a level.

Management activities are particular importance in the formation of organizational qualities in students. Especially on the initiative of the reader to strive for prominence, to fulfill the role of leader is manifested. There are cases of transmission and transfer of one's own opinion to others, as well as subordination to oneself, striving for leadership to the fore.

The creation of problematic situations in the course of the lesson makes it possible for the students to participate equally in the performance of tasks, accelerate the process of thinking, develop clear goals for themselves, ways to achieve the goal izlash, listen to colorful thoughts, conduct a meeting, freely express their thoughts, evaluate the activities of self and others, facilitate each other. Alternatively, since the problematic situation is carried out in the conditions of the bridge group, the leaders, leaders of the group, in themselves, are distinguished, and to some extent, the organizational qualities in them are discernible. The information obtained during the extracurricular work process is perceived, processed and the result is dressing new knowledge. Students actively participate in extracurricular activities and learn to enter into a certain relationship with the team, work in a team, obey public opinion, fight for team achievement. In these circumstances, the awareness of responsibility and duty in the organization of primary social activities in the educational, labor and game finishes is determined depending on how effectively the student tackles the misbehaviour between himself and the interest of the team. In this process, the reader must adhere to the culture of working with the team.

Extracurricular activities aimed at the formation of organizational qualities in students are also of great importance in school artistic evenings, various holidays, competitions of cheerful and resourceful. After all, in this process, the student's behavior among the team is characterized by the formation of inferiority, moral qualities to each other. Bunda is formed on the basis of the fact that students imitate each other on the basis of a culture of treats-kindness. School evenings, student holidays, competitions of cheerful and resourceful in many ways are organized with the help of pedagogical teams, various organizations, class activists. Especially class activists play a leading role in this regard.

And the circles formed in the educational system should be directed to the meaningful organization of the free time of the student, the embodiment of high moral and moral qualities in their consciousness. Students should actively participate in the work of the circle and be aware of the latest achievements of Science and culture. It is imperative that the members of the circle have formed the concepts of independence, ideological leadership, leadership, listen to the teacher with attention, perform tasks on time, observe discipline.

In conclusion, it is necessary to emphasize that the process of formation of organizational qualities in students should be carried out on the basis of coherence, systematization, and pedagogical conditions should be taken into account. Innovative approaches in the process of performing creative tasks, the wide use of active modern methods of teaching will further increase the activity of students. in order to further improve the process of formation of organizational qualities in students, to practically consolidate the knowledge gained by the student in the lesson, various events, in particular holidays, various evenings, competitions are expected to give the expected result.

## REFERENCES

1. Алиқұлова Х.Б. Ўқувчиларда ижтимоий адолат тушунчаларини шакллантиришининг педагогик шарт-шароитлари: Дис. ... пед.фан.номз. - Т: 2008. -164 б.
2. Бекмуродов М.Б., Бегимов А. Миллий менталитет ва раҳбар маънавияти Т.: "Адолат" нашриёти, 2003. - Б. 77.
3. Джамилова Н.Н. Педагогические основы формирования организаторских качеств у учащихся педагогических колледжей. Ташкент: Фан, 2007.
4. Ибрагимов Р. Бошлангич мактаб ўқувчиларда билиш фаолиятини шакллантиришининг дидактик асослари: Дис. ... пед.фан.номз. - Т: 2001. -265 б.



# THE ORIGIN OF THE STATE AND THE IMPLEMENTATION OF LEGAL STATEHOOD IDEAS ON THE TERRITORY OF UZBEKISTAN

**Ismayilov Akmal Ziyadillaevich**

Senior Lecturer

Department of "Social sciences"

Tashkent region Chirchiq State Pedagogical  
Institute

**Kholmuminov Gofur Bobonazarovich**

Teacher

Department of "Social sciences"

Tashkent region Chirchiq State Pedagogical  
Institute

---

## ANNOTATION

*In this article, some opinions are given on the origin of the state and statehood in the territory of the present Republic of Uzbekistan. Apart from this, we tried to analyze the opinions of scientists of the world on the formation of legal statehood ideas on the territory of our republic on today's day.*

**KEYWORDS.** *Ideas on state, statehood, civil, civil society, law, legal statehood, development, patriotism.*

---

## DISCUSSION

In the textbooks on the history of Uzbekistan on the origin of statehood on the territory of the present Republic of Uzbekistan, it is indicated that the beginning of the ancient Khorezm, Bactrian and Sogd countries began. The first quarter of the first millennium BC "Avesto", BC VIII-VII centuries Samarkand, Bukhara, Termez, Hazorasp, Shahrisabz (Kesh), Kuva cities, archaeological material on the content, the written work of Greek-Roman historians and relied on Chinese sources. "However, - says Azamat Ziyoyev, from historian scientists those who came to our country in 3-2-millennia BC went to such countries as Northern India, Shazira (Mesopotamia), Egypt" [1.26]. It's about A. Oppenheim's "Drevnyaya Mesopotamia" (M., 1990) from the work brings the facts. On the relations of the ancient peoples of our region with the Midiya and Assuria, on peace treaties, trade relations with them, the ancient scientist E.V. Rtveldadze also cited a number of quotes. So our history is even more ancient than it is recorded in textbooks. Ancient Khorezm, Bactrian and Sogdian were also previously statehood. Let's think, if a certain system of administrative management does not arise in statehood, then how come diplomatic relations in the 3-2-th millennium BC. Therefore, sometimes it is necessary to refer to the oral creativity of the people, which has been coming to us since ancient times. Relying on the oral creativity of the people, scientists Prof. H. Boboev raises the question of how the

country of Tur or Turon originated. The first country maybe the country of the tour?!

Tabari's "Tabari tarihi" or "Tarihi Tabari", Alisher Navoi's "Tarihi muluki Ajam", Firdavsiy's "Shohnoma", Ulugbek's "Turt ulus tarihi", Alovuddin Ash-Shotir Dimishky's "Kitobi nuzhatun-nozir" and other similar works in Iran and Turon, that is, in the country of the novice from Odam at the following periods the origin of statehood and the continuation of the middle ages are described. In the stories it is quoted that the only ruler who remained on earth after the flood of the earth was Nuh alaihissalom and gave the world to his three sons-Som, Hom and Yofas. The full name of the Prophet Nuh is as follows: Nuh Bahaulah alayhissalam ibn Matushulx ibn Axnux ibn Bard ibn Mahloyil ibn Kayton ibn Anush ibn Shas ibn Adam alayhissalam. Being the nine sons of Yofas, the eldest of them is the tur(k), and their sons after the death of Yofas elect the species as governor in his place. And in the work of Firdavsi "Shohnoma" we see a little difference. It is noted that Fariddun's comrade from the three sons was a species, and the inhabitants of the present central Asian territory were his descendants. Therefore prof.H. Boboev writes: "in our opinion, the tur and his descendants are those who first reigned on the Turon land independently of Persia, for the first time established statehood and created the rule of law. Already connected with Turon and its name, and today Uzbekistan is a state that is located in the central part of Turon, in a certain sense the heir of the species... in the Persian lands, Qayumars made the Kingdom, while in Turan, the Turkish Kingdom" [2.26-27]. It means that



our origin in the time of the words Tur and Turon enriches our spirituality by means of the transfer of history, history of state and law to our students, history of literature to our youth who read the samples of folk oral creativity related to our ancient statehood, written sources containing legends, firstly by encouraging scientific research.

The science of history can express real reality, relying on samples of people's oral creativity, both on its written sources and on a masterpiece of its charisma. From the point of view that it is possible to pass from generation to generation, to be polished, to become artistic. Therefore, where there are few sources, samples of folk oral creativity can also serve as an auxiliary source in the approach to historical reality. The most basic feature of them is the motivation for scientific creative thinking of a person. It is said that the "Ajam" represented the countries of Turon and Iran from Arabic, the commonality, sometimes unity of these countries. And the question "Muluk" was used in the sense of "State". From these words in the work "Avesto", Tabari's "Tarihi Tabari". Alisher Navoi's "Muluki Ajam" (the history of the ajam state). It was also used more often in the works of Firdavsi's "Shohnoma". Firdavsi indicated that the species was the middle of the three sons of the Ajam King Fariddun, who belonged to the Qayumars dynasty. But other sources say that he is the eldest son of Yofas, the son of the Prophet Nuh.

The work of Alisher Navoi consists of four dynasties of the novice state (peshdadids, kayonids, ashnanids and sassanids) and is based on historical data that 4336 ruled for 10 months. As the saying goes over the proximity of the Ajam land Iran and the Turon lands let us turn to other historical sites.

In the "Avesto" work, first of all, Khorezm, then other places, including Avrava, that is, the Tus region (now Iran's Khorasan region), The Ray (now the outskirts of Tehran), the Voiha Girta, that is, the cities of Qabul, are noted. This means that zardushtism served as the doctrine not only of Central Asia, but also of the peoples of Iran and Afghanistan. This leads to the conclusion that the facts have in common between these peoples, sometimes there were also statehood units. Let's pay attention to the following: in the book of Abu Rayhon Beruni "Utmish xalqlardan qolgan yodgorliklar" it is noted that in the full state of "Avesto" during the reign of King Doro I of Iran 12 thousand cattle skins were written in gilded letters. Take the other facts. Greek historians have called the inhabitants of the territory scythians from the Dnieper river to the Tyanshan mountains. A.B.Ditmer wrote, "Scythians are spread from Central Asia and they speak East Iranian languages (Дитмер А.Б. От скифии до Элефантины.-М., 1961). Also, according to the chroniclers of the Greek historians, by the end of the VII century BC at the beginning of the VI century Parfians called for the help of the Zarina chief saks against the domination of the Midiya. Then a peace treaty was

concluded between the Midians and the Saks. These and other facts mean the commonality, closeness of the peoples of Turan and Iran and the fact that they were close and never blood, that they were the same religion, and did not mean that Alisher Navoi and other thinkers were the Ajam States on the basis of which they founded?. Also, the latest facts the origin of the doctrine of Zarathustra, the help of the saks to the Parthians, and the spread to the West, do not give evidence that in ancient times there was even a state until the great Khorezm, the Bactrian and the Sogdian?.

If we take another aspect of the issue, the Ajam state will educate our young people students and students in an international spirit. To some extent, with the understanding that there are commonalities between the Turkic peoples and the Persian peoples, there is also a feeling that we are close, relative with the Iranian peoples.

From the researchers of the present period, H. Boboev, A. Askarov, Z. Muqimov, N. Rahmonov and others put forward the version that the state called the Alp Er Tunga (the Iranians called it Afrosiyab) existed in the VII centuries BC to the Turan territory. The ruins of this state give some time to archaeological research on the existence of the present city of Samarkand.

About the state of the Alp Er Tunga Mahmud Kashgari "Devoni Lugati turk", Yusuf Hos Hojib "Qutadgu bilig", Alisher Navoi "Tarihi muluki Ajam", Tabari "Tarihi Tabari", Firdavsi "Shohnoma", N. Rahmonov's "Turk hoqonligi", A. Abdurahmonov's views were expressed in such sources as "Alp Er Tunga", "Material po ethnicheskoy istorii tyurkskikh narodov Tsentralnoy Azii". There are opinions that he united the peoples of Central Asia, Enasoy and Irtysh rivers in the VII century BC, countries such as Iran, Iraq and Egypt, in history formed a state called Sak-Iskit (Scythians).

Prof. Z. Muqimov, N. Rahmonov's with the help of the evidence, the firstborn of the Alp Er Tunga cites the fact that in 626 BC the King of Midiya poisoned Kaykhusrav, and then the sak turks began to spread [3.21]. These legendary facts show that in ancient times statehood began to emerge simultaneously in Iran and Turan without a parallel. It is also an indication that there are links in the origin of these peoples.

In the scientific literature, the civilizations of the ancient times in Central Asia and their statehood era when categorized, the countries in which there was a small territory (space) and a small historical time (time), and the statehood in them remained unnoticed. The type of statehood in them is defined as possession. The form of management was inherited from generation to generation by tribal chiefs. In this case, the researchers E.V. Rtveladze, A.H. Saidov and E.V. Abdullaevs wrote: "this type of state union was a smaller country. When the Greek-Bactrian Kingdom



fell, it was recorded by Zhang-Szyan, who came to Bactria in 128 BC or 126 BC. According to him, Bactria consisted of many small independent countries. Here almost every city has grown its ruler.

Chinese sources indicate the presence of 55 countries in the territory of the two rivers of Central Asia. They used certain independence and pursued their own foreign policy, including establishing diplomatic relations with China" [4.58].

If the civilizations of the ancient times that existed in our region

if we pay attention to the general aspects of statehood, then their social

we see that the basis was formed by seeds, tribes, the state administration was occupied by certain dynasties, rich dynasties. And it means that they see the origin of the Royal form of State Administration.

And the material cultural basis of the statehood of the ancient times in our region was established by farming, cattle-breeding, craftsmanship, variety of property, including the existence of state property, general works, for example, collective activities of extracting water from the canal. We see that the ancient civilizations of our region, that is, the spiritual cultural basis of the statehood of the countries, were formed mainly by the religion of zardushtism and its - "Avesto". The need for seed-tribal relations, the origin of the proprietors, their unification, development dictated and derailed at the level of society the royal and confederative Kingdoms (eg, the Qang state), that is, the absolute and limited monarchies. But apart from these generalities, each country, that is, civilization, had its own territory, population-subjects, its own statehood. Repeated possession of material, spiritual, political and legal cultures, including legal norms. The state at the same time provided for civilization-a specific unity of countries. The main tribes or heads of tribes that exist in each civilization, the dynasties in their composition marked the statehood of each ancient civilization, including. Commodity-money relations have primarily occurred in a single country there. It was ruled by the state. In each civilization, power was practiced as a specific, independent institution. The naming of each civilization that existed in ancient times reflects its own peculiarity. This specificity is a feature that determines statehood, its independence. The states of these civilizations also conquered their own coins, carrying out their activities independently. So, in the statehood of the above-mentioned ancient civilizations there are generalities together with the generalities, the originality of which is determined by the originality of the population-the subtrahend in them, by the fact that this population has established its own production and lifestyle in a certain territory, by the formation of state institutions in accordance with their interests, and by the

The ancient people of Kazakhstan, Tajikistan, Uzbekistan, Kyrgyzstan, Turkmenistan are one, and these names, including "Uzbek ulusi", indicate that they correspond to the later periods of history-BC. Finding the sides of history that we do not know, although it is semi-legendary, bringing these people to the reader and student youth reminds us of our native land, our antiquity. However, in the textbooks on history, this judge says almost nothing.

In the scientific literature 92 seeds of Uzbek people are noted. But it would be a mistake to say that these seeds belong only to the present Uzbek people. For example, the seeds of kungirov are also found in Uzbeks, in the people of kazak there are ham. Hence, 92 thousand seeds belong to the Turkic peoples. The question "Uzbek" is a concept that unites several Turkic seeds. The word "Uzbek" is independent, gives meaning to itself as a back. Names also came from the meaning of this word. About the origin of the word "Uzbeks" Mirzo Ulugbek in his work "the history of the four nations" brought such thoughts: "Hazrati Sayyid ota told them (may Allah have mercy and approval) and from those who came in cooperation with Sultan Muhammad Uzbekhan: "Who is this?" they asked. Their captains and kings called them Uzbeks because they were Uzbeks. For this reason, those who came, began to be called "Uzbek". And those who remained "became a kalmok". So those who remained began to be called "kalmok". There are opinions that this situation occurred in one of the rituals of the Islamic religion of the Golden Urda and the surrounding world. The words "Uzbek", "Ulus Uzbek" are three in the works of historians of the XIII-XIV centuries, Prof.B.Akhmedov "Uzbek ulusi" (-T.: "Hyp", 1992, 11-page) in the work. Therefore, the question "Uzbek" says prof. H. Boboev existed until Sultan Muhammad Uzbekhan (who died in 1342 year). This is evidenced by the addition of the Uzbekhon name. The steppe has merged several seeds in Dashti Kipchak and has passed several centuries to the level of Uzbek nationality and statehood.

Well, in our country there are countries in the 4-3-thousandths of this, which do not yet know the history, they are the historical roots of the present states of Turon and Iran. Therefore, the enlightening of the Ajam state, which was put forward in the Alisher Navoi, and then the most ancient states in Turon, are the tasks of the sciences of the present time.

The history of the statehood of the peoples of Central Asia can be traced back to the following civilization:

1. Countries of civilization of ancient times. The ancient period civilizations include the periods from the IX century BC to the second half of the V century BC Prof.H.Bobobekov introduced the following eleven states into the civilizations of ancient times. Three of these are the great Khorezm, ancient Bactrian and ancient Sogdian states, which





existed in the IX-VII centuries BC until the time of the Ahmonids' colonization. It is indicated that on the territory of Central Asia from the 6th century BC to the 4th century BC the reign of the Achmanian Kingdom, from the middle of the 4th century BC to the third century BC the reign of the Seleucid state, and then the Seleucid state was divided into two, and from the 247 BC the Parthian and the Greek-Bactrian kingdom existed from the middle of the III century BC to the middle of the II century BC. From the II century BC, the Davan Kingdom also came into existence, and it later became part of the Eftalite state. From the beginning of the third century BC to the V century BC, there was also the Qang state, the administrative center of which was the city of Utror. In the I-IV centuries of our era, the Kushans Empire reigned.

2. Countries of medieval civilizations. Middle Ages Eftalites to civilization, Turkish Kingdom, Arab Caliphate owned by colonial Movaraunnahr country, Somoni, Karakhanids, Khorezmshahs, Chighatoy Ulus, Temurids, Sheyboniykhan and the states of Ashtarakhanis include.

3. Colonial civilizations from the second half of the XIX century decision of the Governor-General of Turkestan and the countries of the Uzbek SSR found.

4. Since August 31, 1991 our country Uzbekistan or Uzbekistan to an independent country in the name of the Republic – own it has become an independent civilization with the foundations and citizens of statehood.

Indeed, after our state gained independence from the Republic of Uzbekistan, the Democratic civil society continues to grow. And the democratic civil society consists of two parts - the unity of civil society and the legal state. The main purpose of this society and the state is to ensure human rights. So, the legal state is a state that derives from the rights of citizens and guarantees them. In this regard, we found that work is carried out in any state on strengthening the family, enriching its traditional values. On the territory of Uzbekistan, too, in ancient times and in times of rapidly changing globalisation, Uzbekistan sees its future as progress and respect for the family. This is evidenced by the fact that building a modern, exemplary and prosperous family, further enriching our traditional values has become one of the priorities of state policy. From the first years of independence in our country, the most important tasks were to increase the role and position of the family in society, to create its legal basis. Taking into account the unique history of our national statehood, the ancient values and traditions of our people, the "family" chapter is included in our Constitution. In this chapter of the Constitution, it is established that the family is the fundamental unit of society and has the right to be protected by society and the state. And

also the fact that marriage is based on the voluntary consent and equality of the parties, parents are obliged to feed and educate their children until their adulthood, and adult, labor worthy children are obliged to take care of their parents; equality before the law, regardless of citizenship, motherhood and childhood, is protected by the state. [5.64]

As long as the guarantee of the rights of man and their associations in civil society is the main one, it is guaranteed by the state power that emanates from within it of the indigenous people, and not by the state that comes from outside. Since democracy is a combination of interests and their management, this management also includes the governing body - the people's power, which protects the interests of the majority. In the state activity, the guarantee of the rights of most citizens - the people took the main place-mi, which means that it is both a democratic and a legal state. In this regard, the characterization of the state's democratization and legitimacy is distorted. In our opinion, therefore, the democratic civil society of Uzbekistan, that is, civil society and legal statehood are growing.

## REFERENCES

1. Азамат Зиё. Ўзбек давлатчилиги тарихи. – Т.: 2000. 26-бет.
2. Бобоев Ҳ. Ўзбек давлатчилиги тарихи. 1-китоб. – Т.: “Фан”, 2004. 26-27-бетлар.
3. Қаранг: Муқимов З. Ўзбекистон давлати ва ҳуқуқи тарихи. - Самарқанд. 1998. 21-бет
4. Ртвеладзе Э.В., Саидов А.Х., Абдуллаев Е.В. Қадимги Ўзбекистон цивилизацияси: давлатчилик ва ҳуқуқ тарихидан лавҳалар. – Т.: “Адолат”, 2001. 58-бет.
5. Nazirov, H. H., Ismayilov, A. Z., & Rasulov, A. N. (2020). *The Impact of Economic Factors on the Family Crisis. Евразийский союз ученых*, 6(75), 64-65.
6. Shaykhislamov, N. Z., & Makhmudov, K. S. (2020). *Linguistics and Its Modern Types. Academic Research in Educational Sciences*, 1(1), 358-361.
7. Taukebayeva, E. S., Zhumabekov, M. U., Saparov, B. B., & Khaytmetov, R. K. (2020). *Understanding State Failures in the Central Asian Region. Academic Research in Educational Sciences*, 1(1), 180-188.
8. Utamuradov, A., Khojiev, T., Isanova, G., & Khaytmetov, R. (2020). *The Prospects of a New Template of the Modernization Uzbekistan. Jour of of Adv Research in Dynamical & Control Systems*, 2(12), 2670-2676.
9. Madalimov, T. A. (2019). *PROBLEMS OF KNOWING THE NYAYA PHILOSOPHY SCHOOL IN ANCIENT INDIA. Science and Education*, 2(15), 6.
10. Makhmudov, K. (2020). *Ways of Forming Intercultural Communication in Foreign Language Teaching. Science and Education*, 1(4), 84-89.





11. Mukhamedov, G., Khodjamkulov, U., Shofkorov, A., & Makhmudov, K. (2020). *Pedagogical Education Cluster: Content and Form. ISJ Theoretical & Applied Science*, 1(81), 250-257.
12. AKHATOV, L., Rasulov, A., Mirzorakhimov, O., Sharipov, M., & Ibrokhimov, F. (2020). *The Outlookings of Religious and Sufism in Teaching of Abdurakhman Jamiy. ECLSS Online 2020a*, 62.
13. Boboyorov, B., & Boboyorov, S. (2020). *Social and Philosophical Analysis of Approaches of Interethnic Relations. Academic Research in Educational Sciences*, 1(1), 11-20.
14. Иброимов, Ш. И., & Болтаев, М. Ж. (2020). *Ўзбекистон тоғ-водийларининг экотуристик имкониятлари ва улардан фойдаланиш. Academic Research in Educational Sciences*, 1(1), 21-26.
15. Рахимов, А. К., Нурметов, Х. С., & Саидова, Д. Б. (2020). *Ўзлуксиз таълим тизимида педагогик таълим инновацион кластерининг роли. Academic Research in Educational Sciences*, 1(1), 48-53.
16. Alautdinova, K. (2020). *A Clearly Formulated Goal of Entering into Negotiation is Half of the Battle. Academic Research in Educational Sciences*, 1(1), 4-10.
17. Исмайлов, А. З. (2020). *Демократик фуқаролик жамияти ва унда ҳуқуқий онгли билишнинг ижтимоий-фалсафий диалектик асослари. Academic Research in Educational Sciences*, 1(1), 202-210.
18. Қадиров, Қ. А. (2020). *Янги Ўзбекистон: зоявий тарбия тизимига янгича ёндашувлар. Academic Research in Educational Sciences*, 1(1), 27-36.
19. Маркаев, З. Э., & Сапаров, Б. Б. (2020). *Диний дунёқараида интеграллашув муаммоси. Academic Research in Educational Sciences*, 1(1), 37-41.
20. Турсинбоев, С. (2020). *Ҳаракатлар стратегияси ва 5 ташаббус ёшлар нигоҳида. Academic Research in Educational Sciences*, 1(1), 42-47.
21. Ibroimov, S., & Madaminova, M. (2020). *Maktablarda geografiya fanini o'qitish samaradorligini oshirishda innovatsion texnologiyalarni qo'llash. Academic Research in Educational Sciences*, 1(1), 54-60.



# ANALYSIS OF FOOD POLICY AND ITS IMPLEMENTATION CONFLICTS IN UZBEKISTAN DURING THE SECOND WORLD WAR

**M.Khujamov**

Teacher

Namangan State University

---

## ANNOTATION

*In this article, a brief analysis of the measures taken by the Soviet authorities on the issue of food supply in the Republic during the Second World War, as well as the processes related to food supply, as well as the food supply, which is considered the most basic type of daily need and the implementation of this policy were analyzed.*

**KEYWORDS:** World War Two, food, collective farm, grain, meat and milk, land issue, food industry.

---

## DISCUSSION

The Second World War brought unprecedented troubles to the head of mankind. With the beginning of the war, the Uzbek people were mobilized to carry out various orders of the center behind the front and front, as well as to protect the honor of the country. The sudden onset of the war for the Union led to a difficult situation, when all the forces of the country were mobilized for the war. During the years of the Second World War, the Uzbek people not only fought to narrow down the fascism, but also served as a full-fledged supplier behind the front.

During the war years, Uzbekistan, as an agrarian country, supplied food, raw materials and finished products. During the years of the war, a lot of attention was paid to the agricultural sector in Uzbekistan, as instructed by the center, and the cultivation of crops such as cotton, grain and sugar beets was increased. Such a case was raised by the center, after the end of the war, the demand for products of the Commonwealth was increased. This was due to the fact that during the years of the war the territory of the union saw great losses from the war, the agricultural lands became depleted, the enterprises of the food industry were fired. By 1946 year, the head of the Union I.V. Stalin's according to instructions, the Uzbek growers were tasked with delivering 1 million 160 thousand tons of cotton [1]. The main reason for such a task was the foundation of the textile industry, which operates on the territory of the cotton union, which Uzbekistan grows. In addition to growing cotton in the country and supplying it to the center, there were tasks of agriculture, in particular, the cultivation of food

products. In particular, on September 25, 1946, grain cultivation along with cotton production was carried out by the grain growers of Uzbekistan by 64.6 percent. These regions were divided as follows: 46.5 percent of Tashkent region, 50.8 percent of Namangan region, 53 percent of Andijan region, 60.5 percent of Khorezim region, 61.2 percent of Karakalpakstan ASSR, 64.5 percent of Surkhandarya region had fulfilled grain plan [2.].

As can be seen from the information presented above, the demand for cotton production was not left without affecting the performance of grain production. As a result, 34,225 hectares of grain had not been harvested in the Republic since September 25, 1946 [3.]. Both before and after the war, the Government of Uzbekistan, according to the instructions of the Center, increased the volume of cotton supply to the Russian textile industry, which reduced the cotton fields from year to year, respectively, grain fields [4]. B. 123]. It turns out that the reduction in the cultivation of cereals, which was considered the core of the population's food, had brought about a difficult situation.

In particular, the Administrative-Command policy on the harvesting of grain in collective farms was the result of the loss of organizational and confidence in the implementation of the state plan, as well as in some collective farms, which led to the cases of deportation of grain by collective farmers. The only example was 230 Centner in the "Qizil qahramon" collective farm of the Denov district of the Surkhandarya region, 50 centner in the "Qizil oktyabr" collective farm and 260 Centner in the "Oktyabr 20 yilligi" collective farm without submitting to the state [5.]. But such a process did not



happen in all places, and in addition to the plan, which was carried out by the collective farm, the state was given grain.

For example, the collective farmers of "Birlashgan kuch" of Samarkand district of Samarkand regions are out of plan 120 poods [6]. The grain was handed over 1080 thousand poods and grain by the district, while 6 poods were handed over. In addition, the collective farmers of the Midachirchik District of the Tashkent region also supplied more than 18 thousand poods of grain to the state and contributed to the prevention of problems in the supply of grain.

On the territory of the Union, the first period of the war was the third five years (1938-1942 yy.) special attention was paid to industrial development. While 134 industrial enterprises were put into operation in the first period of five years, 1445 large and medium sized industrial enterprises were active in this period in the Uzbek SSR [7]. In particular, the issue of industrialization of food production and supply of basic food products and supplies to the population in the post war Union countries was a topical issue on the agenda among other industries. So, in 1945 year in the whole union was produced 1.5 times more than in the confectionery and alcohol products, 30 percent more than in butter and beer.

For example, as a result of the attention to increasing the number of industrial enterprises producing food products after the war, in 1946 two, including Chimboy oilfield, were built in the Uzbek SSR [8]. The purpose of building the plant was to ensure that the factories producing food, which were lost in the western regions of the Union during the war years, were out of work and the supply disruptions were replaced, the supply of oil and oil to the population was envisaged.

After the war, the issue of improving the lifestyle of the population and reducing the price of the goods of the state was also considered, as a result of which on February 25, 1946, the people's commissariat of trade of the USSR adopted a decision to reduce the price of a wide range of consumer goods and food products, as well as to since February 26, 1946, all the cities of the Union territory, including Tashkent, were sold with reduced food supplies for a while. In particular, the price of meat products decreased by 35-40 percent, the price of black bread by 60 percent, wheat bread by 50 percent, 36-64 percent of buhanka bread, kuruppa 55-58 percent, sugar 33 percent, air conditioning products by 18-55 percent, tea 33 percent, coffee 40 percent, caviar of the first varieties by 37 percent, cheese 28 percent, meat and dairy products by 10-25 [9].

It turns out that the cost of daily necessities goods of the population was reduced by two times, and not only did the issue of food in the country come to fruition, but its plan for its cultivation for

1946 year was also raised. In particular, in 1946, in the Tashkent, Karasuv and Kalinin districts of Tashkent region, a plan for the supply of 127 thousand tons of vegetables was put in place of 84 thousand tons of grown vegetables in 1945 [10].

The issue of the preparation and supply of meat and dairy products from the types of food supply to the population was also a topical topic of the day. In particular, the Central Committee of the Soviet of Ministers of the USSR of Uzbekistan (B)P established in 1946 that in the enterprises owned by the Ministry of meat and dairy industry of the USSR produce 1.850 tons of beef oil. In the supply of milk in 1946, the plan for the preparation of milk in the Uzbek SSR was established in the amount of 526.607 hectoliters, including the amount of milk delivered by collective farms in mandatory order 167.607 hectoliters, collective farms, workers, servants' farms and individual farms 229.547 hectoliters, 31.677 hectoliters from the Soviets under the Ministry of Union, [11]. In order to provide the population with milk and dairy products regularly, to increase the supply and consumption capacity, a separate plan was developed to increase the number of cows. Since 1946, for all districts of the Uzbek SSR, the transfer of milk to the state of 100 liters of each collective farm and 150 liters of individual farms was mandatory [12]. This policy introduced was not only mandatory but also controlled the implementation and regular establishment of the plan by the state, on the other hand, the collective farm houses and auxiliary farms that fulfilled the milk topshirish plan were financially and morally stimulated.

The families of cooperation, individual, workers and servants were paid twice as much for the milk and cream given to the state by increasing the milk topshirish plan, but milk and sprinkling in cooperation and auxiliary farms were not left to the state according to the plan. The fact that milk and oil prepared by the collective farms were used by the collective farmers for their own needs, there were also cases of giving away cows owned by the community that they were giving milk to some individuals for their own use, which had shown its effect on the state's milk and butter plan.

The stale and lack of motor vehicles in the execution of the milk and oiltopshirish plan also did not affect the supply. As a result, in 1946, from the Ministry of meat and dairy industry of the USSR to the Ministry of meat and dairy industry of the USSR in April 30 trucks and 6 light cars, 200ektakt automobile tires and various equipment were delivered [13]. But in the cotton-growing, which is the main branch of Agriculture in the Republic, there were completely different approaches to the implementation of the plan and its implementation in the strict order. In particular, those who did not participate in the harvesting, harvesting and for no reason were politically motivated and were sent to



Stalin's "correctional labor camps" for a long period [14].

The provision of the population with chicken meat and egg products, considered one of the types of food products, was also intensified in the post war years. In particular, if the first half year in the Bukhara district had grown 38 thousand instead of 43 thousand egg pieces, most of the Union of Losha village matlubot would have prepared 5 tons instead of 8 tons chicken meat, going ahead [15].

In the Uzbek SSR, measures to increase the production and types of food products have been intensified, and the issue of production of sugar and confectionery products from everyday types of needs and supply to the population has also been considered topical. In order to systematically establish the production of sugar products, the year-long plans of the employees of the sugar industry of Uzbekistan in 1946 were discussed at the council. In particular, it was noted that the cultivation of sugar beets tripled compared to 1944 year, and kolkhozes received beets from hectares to 400 centners [16].

During the years of the war, Uzbekistan was the leader among the technical crops of sugar beet cultivation, which stood in place after cotton in agriculture. Even after the war, the cultivation of sugar beets was not reduced in the country and, on the contrary, was the main raw material product in the cultivation of sugar and sugar products, the cultivation of sugar beets in collective farms was carried out on the basis of the state plan. In 1946, in the Yangiyul district of Tashkent region, in the "Qizil Sharq" collective farm, the peasants had grown sugar beets from 538 centners per hectare [17]. But the cultivation and supply of sugar beets has not been the same in all regions of the country. In particular, the cultivation of sugar beets in the Tashkent and Samarkand regions is much sluggish. For example, the plan to grow beets and deliver them to the state in Narpay district of Samarkand region was fulfilled by 17.9 percent by October 4, 1946 [18].

In conclusion, it can be noted that the occurrence of food shortages in Uzbekistan during the Second World War was caused by the scarcity of the labor force in the collective farms, the drought that occurred at some times, the lack of adequate and inadequate agricultural techniques in the supply.

## REFERENCES

1. Қизил Ўзбекистон. 1946 йил 20 октябрь. – №19. – Б. 3.
2. Қизил Ўзбекистон. 1946 йил 25 сентябрь. – №12. – Б. 4.
3. Қизил Ўзбекистон. 1946 йил 25 сентябрь. – №12. – Б. 4.
4. Мустабид тузумнинг Ўзбекистон миллий бойликларини талаши сиёсати: тарих шохидлиги ва сабоқлари. – Тошкент: Шарқ, 2000. – Б. 123.

5. Пуд – 16 кга тенг оғирлик ўлчов бирлиги. Бу ҳақда қаранг: Чориев З. Тарих терминларининг изоҳли лугати. – Тошкент, 2002. – Б. 28.<sup>1</sup>
6. Ҳайдаров М. Ўзбекистонда совет давлати бошқарув тизими: шаклланиш босқичлари ва моҳияти. – Тошкент: Абу матбуот-консалт, 2012. – Б. 224.
7. Қизил Ўзбекистон. 1946 йил 9 январь. – №7. – Б. 2.
8. Қизил Ўзбекистон. 1946 йил 26 февраль. – №7. – Б. 2.
9. Қизил Ўзбекистон. 1946 йил 2 март. – №45. – Б. 4.
10. Қизил Ўзбекистон. 1946 йил 16 апрель. – №77. – Б. 2.
11. Қизил Ўзбекистон. 1946 йил 16 апрель. – №77. – Б. 2.
12. Қизил Ўзбекистон. 1946 йил 16 апрель. – №77. – Б. 2.
13. Қизил Ўзбекистон. 1946 йил 16 апрель. – №77. – Б. 2.
14. Мустабид тузумнинг... – Б. 280.
15. Қизил Ўзбекистон. 1946 йил 19 апрель. – №79. – Б. 4.
16. Қизил Ўзбекистон. 1946 йил 19 апрель. – №79. – Б. 4.
17. Қизил Ўзбекистон. 1946 йил 19 апрель. – №79. – Б. 4.
18. Қизил Ўзбекистон. 1946 йил 29 сентябрь. – №200. – Б. 4.



# SEISMIC INSULATION OF THE FOUNDATION

**R.A.Mavlonov**  
Senior Lecturer

**S.E.Numanova**  
Teacher

**I.I.Umarov**  
Teacher

Namangan Engineering – Construction Institute

---

## ABSTRACT

*The article presents the problems of seismic isolation of buildings and structures, as well as materials on existing methods and devices.*

**KEYWORDS:** *seismic isolation, building, material, existing methods, earthquake.*

---

## DISCUSSION

Earthquake – this is the process of splitting energy from the lithospheric layer of the earth and the formation of seismic waves on the surface of the earth. An earthquake can be viewed as a natural phenomenon that has no strength to which people do not notice and has the power to destroy an entire territory. The earthquake is formed mainly as a result of the opening of geological cracks, as well as from the activation of volcanoes, landslides, the eruption of deposits and the testing of nuclear weapons. When it is said that its focus or hypocenter is the place where the earthquake begins, its point on the earth's surface is called the epicenter.

In the coming years, new systems have been introduced and developed to reduce the impact of seismic forces. One of the most widely used and effective methods in the world is seismic isolation of the foundation. It reduces the impact of an earthquake and protects the structure from the dangerous action of the ground during an earthquake. The main essence of the insulation is to reduce the mutual movement between the construction and the ground. Another purpose of protecting the foundation is to provide additional means of energy dissipation and at the same time reduce the accelerations transmitted to the structure. The concept of foundation insulation can be based on the example of a building standing on moving balloons. When the earth shakes, the balloons move freely, but the building does not move. So no forces are transmitted through the floor to the building.

Insulation of the foundation has recently developed. Its main principle is to create a break between the building and the foundation and reduce the displacement. Seismic power is transmitted from the ground upwards, on account of the formation of a

disruption in the foundation, the natural vibrations of the structure increase, and energy is absorbed by the displacement deformation. In general, this helps to reduce the impact of the structure on its vibration as a result of seismic forces, especially if the structure is located on a rocky ground. Although, by insulating the foundation, horizontal vibrations are reduced, there is no possibility of insulation in vertical vibration, so that the vertical stigma of the construction resists on the specific weight.

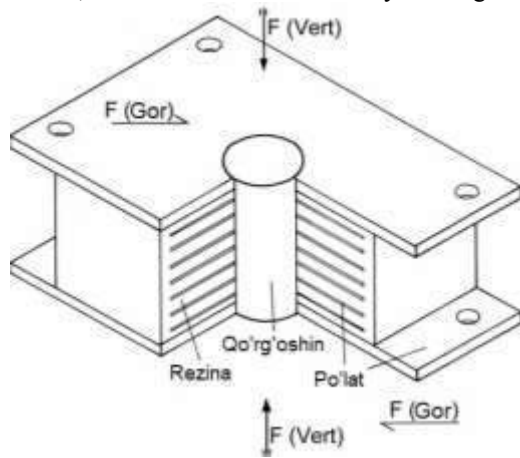
The method of insulation of the foundation is the introduction of a flexible layer between the foundation and the upper floors, and the initial frequency of the system is reduced to a value lower than the energy that includes the frequency of the ground movement. In addition, the ability to assimilate the vibration provided by the isolating system contributes to the release of energy during seismic activity. The foundation, now recognized as a mature and efficient technology, seismic insulation is being used to improve the seismic performance of schools, hospitals, industrial facilities, multi-storey buildings and other similar strategically important buildings. It performs the function of reducing the acceleration of floors in an additional way, minimizing the migration of floors. Isolation of the basis is also referred to as passive control. There are two important factors of seismic protection. First, it protects the structure and can build a sufficiently solid structure, but its cost is a bit expensive. Second, reduce the impact of forces that pass through the building during an earthquake.

1. There are the following types of seismic protection of structures.


2. The lead rubber base is the lead core for the scraper forces, which consists of one or more rubber and steel lists (Figure 1). The lead in the base is deformed at the current of 10 MPa voltages and



provides two-axis movement of the technology. For this reason, the lead must be firmly fixed to the elastic base, and the lead is achieved by making the





core slightly larger than the hole and using force during its installation into the hole.



**1-picture. Lead rubber base**

3. High-density rubber supports are another type of elastic supports, which are formed from the installation of high-strength thin-layer rubber and steel sheets (Figure 2). The difference of the lead

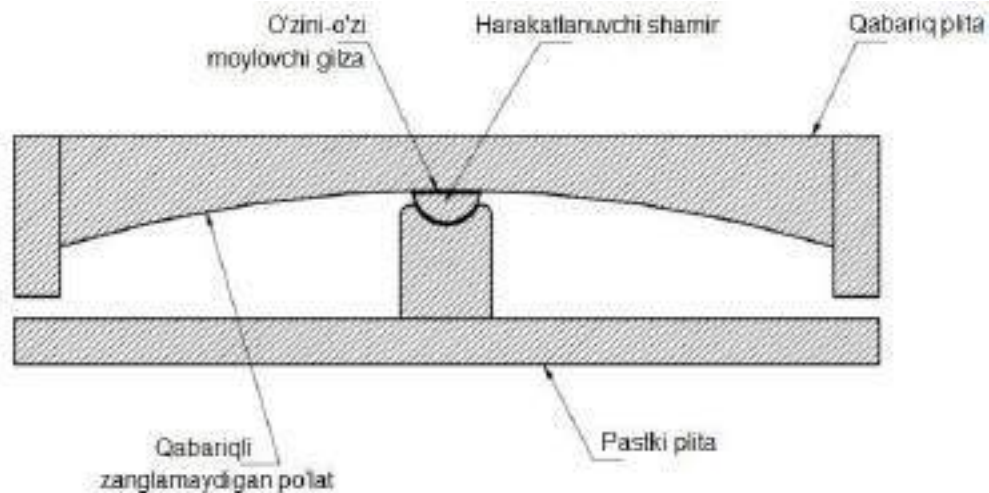
from rubber supports is that in the center of these supports there is no core. Used natural or synthetic rubber performs the function of shock absorber.



**2-picture. Rubber base with high density**

4. The frictional fluid system is a slip-insulating system, the surface of which is composed of stainless spherical steel and teflon-based composite material coated moving fluid. The principle of its operation is like a mathematical

pendulum (Figure 3). The frictional pendulum system is a seismic protection that is installed in the middle of the structure and its foundation to protect the structure they rely on from earthquakes.



3-picture. Friction fluid system

Lead rubber supports were created for the first time in the 1970 years. They consist of the following 3 materials, namely lead core and folding-mounted rubber and steel.

The rubber provides anti-slip and light movement, but it returns to its original position. If the construction does not return to its true state after the earthquake is over, the rubber base will gradually return it to its place. This process can also take several months, but it will be able to restore the initial state of the facility again.

The lead is used because of its plasticity property, but it can also be deformed under the influence of an earthquake, nevertheless it can also exceed its previous shape and be deformed many times without losing its consistency property. During an earthquake, the kinetic energy of an earthquake is absorbed as heat energy when the lead is deformed.

In combination with steel rubber, move the base in a horizontal direction.

The following advantages of seismic insulation of the foundation:

1. When proper seismic protection is installed on the structure, the damage to the structure is limited.

2. Insulation of the foundation prevents elastic deformation of the elements of the structure, since during the initial and subsequent excitation of the foundation, the upper part of the structure demonstrates its elastic property.

3. As a result of the collapse of furniture and fixtures, secondary damages are received. In other words, when seismic insulation is applied, the degree of solidity of the construction increases significantly compared to the usual construction.

4. Even provides the functional function of the structure even after a major earthquake.

5. The fact that the billet can also be installed on buildings, but it has a significant impact on the cost of the building.

6. The building is completely separated from the ground.

7. Since the effect of seismic load is low, the damage to the structure will also be minimal.

Disadvantages of seismic insulation of the foundation:

1. There will be no support for a part of the structure.

2. It is difficult to implement effectively.

3. Ineffective for skyscrapers.

4. The effect of application of grunt layer on grunt is low, which is crumbly and has a low durability.

Lead rubber supports are an effective method according to the two remaining methods of insulating the foundation. It can be used in medium and multi-storey buildings, and it protects the building from the effects of seismic loads. This gives enough elasticity to the structure and is able to resist high-frequency grunt movement using these supports.

## REFERENCES

1. Gomase O.P, Bakre S.V, "Performance of Non-Linear Elastomeric Base-Isolated building structure", *International journal of civil and structural engineering volume 2, no 1, 2011.*
2. Khante.S.N , Lavkesh R.Wankhade, "Study of seismic response of symmetric and asymmetric base isolated building with mass asymmetry in plan", *International journal of civil and structural engineering volume x, no x, 2010.*
3. Vojko Kilar, David Koren, " Seismic behavior of asymmetric base isolated structures with various distributions of isolators". *Elsevier, Engineering Structures 31 (2009) 910\_921.*