



DESIGN AND IMPLEMENTATION OF AUTO INTENSITY CONTROLLING SYSTEM FOR HOME AUTOMATION APPLICATIONS USING IOT

S. Kamilya¹, Y.P Singh², Y.V Tyagi³, Y. Singh⁴, Nidhi Sharma⁵

Article DOI: <https://doi.org/10.36713/epra10273>

DOI No: 10.36713/epra10273

ABSTRACT

Machine vision framework is generally utilized in the cutting-edge on-line location industry. Its light source framework is the one of the key parts. As another kind of green light asset, High-power LED enjoys many benefits, for example, energy saving, climate insurance, against seismic, and high radiant effectiveness, which make them generally applied in many fields, for example, modern lighting. Nonetheless, the picture nature of the tried article has a incredible connection with the security of the light source.

INTRODUCTION

Lately, programmed optical review (AOI) is turning out to be increasingly more famous in present day industry. It chiefly comprises of light source, focal point, picture sensor and PC for picture handling and investigation. By utilizing machine vision, it can incredibly lessen the weight of the nature of counterfeit day to day review items, really further develop the recognition productivity, and criticism to the creation to direct creation during the time spent mass tedious modern on-line discovery framework. High power LED who with the benefits of high efficiency, small size, energy preservation, and natural assurance has become one of the significant light wellsprings of machine vision lighting as of late. However, the enlightenment of the location climate isn't steady. Since the illumination of source may be reflected, consumed and communicate by surface of tried object when discovery. Subsequently, the brightening of recognition climate will change with it, which will corrupt picture quality and right rate. Subsequently, it will cause low work productivity, and poor diminishing exactness is diminished incredibly. To work on the effectiveness of AOI framework and give more power-saved enlightenments, a High-power LED programmed diminishing framework for light wellspring of On-line location framework in light of picture definition assessment is proposed in this paper.

LITERATURE SURVEY

Automatic street light controller using light dependent resistor (LDR) removes manual works. The street lights are automatically switched ON when the sunlight goes below the visible region of our eyes. It automatically switches OFF the

street lights under illumination by sunlight. The component used for light sensing is a Light Dependent Resistor. By using the LDR we can operate the streetlight automatically, when ample amount of light is available the streetlight will be in the OFF state and when it is dark the light will be in ON state, it means LDR resistance is inversely proportional to light falling on it. It exploits the working of a transistor in saturation region and cut-off region to switch ON and switch OFF the lights at appropriate time with the help of an electromagnetically operated switch.

Here two kinds of sensors will be used which are light sensor and photoelectric sensor. The light sensor will detect darkness to activate the ON/OFF switch, so the streetlights will be ready to turn on and the photoelectric sensor will detect movement to activate the streetlights. LDR, which varies according to the amount of light falling on its surface, this gives an induction for whether it is a day-night time, the photoelectric sensors are placed on the side of the road, which can be controlled by microcontroller PIC16f877A. If any object crosses the photoelectric beam, a particular light will be automatically ON. By using this as a basic principle, the intelligent system has been designed for the perfect usage of streetlights in any place. The project represents a new cost-effective solution for street light control systems. The control system consists of control circuitry, internet and electrical devices. The system also includes the client-server mechanism where a user can directly interact with the web-based application to monitor the Streetlight of any place from a single position. The base server will run a Java Web Application which will maintain whole street light of Country/State/City. Street light controller will receive that information, and it will decode and find the particular streetlight which will set using relay circuit, the



notification came it will then decode and finds the appropriate streetlight which needs to put ON/OFF using relay circuit. In this paper it senses the Infrared from the surrounding and check whether the lights needs to be ON or not as per the intensity value. This system will eliminate the system of manual control as the system will cause to light up when the infrared value become less than our defined value. Also, the light will automatically switch OFF when detected value of infrared become greater than the defined value. This system works in 2 forms, First, for highways Second for the Streets. For highways the lights remain OFF as long as the motion of the object is detected. If motion is detected the light will be in ON state and Glows for specific time interval. In second form the lights do not remain in OFF state, instead they remain ON but in less intensity. This paper consists of a single observation station at the cloud to control the overall street lights in a region. It is a modular system which is expandable easily. The controlling terminal observes the condition of street lights for its perfect working. The sensors are used to control the dim/bright of the street lights based on the intensity of the sunlight. The information about the sensors will be sent using the wireless network to the base station for processing data. During malfunction, the service engineer is informed through graphical user interface and corrective actions are performed.

BACKGROUND

With the improvement of innovation that is growing currently, uplifting functional work done by people can be worked with satisfactory innovation to work with its utilization. This is portrayed by the presence of different gear that was made and can be worked and

utilized in a computerized way. the utilization of hardware with programmed innovation is presently the right arrangement since it very well may be customized to the necessities of clients. One of the computerized

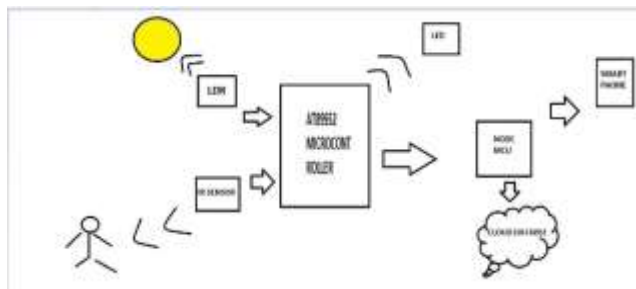
advances that is presently creating is the microcontroller, right now numerous microcontrollers are applied to instruments connected with ordinary human existence. Microcontrollers are viable and simple to apply for different purposes since they can modified accord to needs. Alongside the improvement of innovation, the requirement for power is additionally expanding. Thus, there is a need to diminish pointless power consumption.

When the circumstances outside are shady and the lights are on, then, at that point, the circumstance in the room will be excessively splendid and, surprisingly, stunning. Furthermore, the other way around on the off chance that the lights are switched off, the room will obscure. Likewise, the propensity for clients who frequently neglect to switch out the lights while leaving the room, obviously this makes it extremely wasteful in the utilization of electrical energy.

Thusly, it is important to have a proper lighting setting for both lighting needs and the proficient utilization of power. As a rule, energy reserve funds should be possible in two ways, to be specific by expanding the productivity of the innovation utilized, or by changing the way of behaving of users. Energy saving ways of behaving incorporate switching out lights when not being used and using regular lighting for lighting. Several studies have been led, for example, attempting to join the two, specifically creating a model of a device that can smooth out energy for lighting in view of the standards of energy saving conduct. Framework utilizing dimmer circuit with optocoupler and triac, LDR sensor as light indicator and PIR sensor as recognition of human presence, programming language utilizing Bascom-AVR, the heap utilized is 60 wat radiant power supply circuit, microcontroller, LCD, PIR sensor, dimmer circuit and the entire series. With a light heap of 60 watts, the estimation results show that the greatest capacity to the heap changed over completely to light is just 54.72 or around 93%.

PROPOSED SYSTEM AND FUTURE DOMAINS

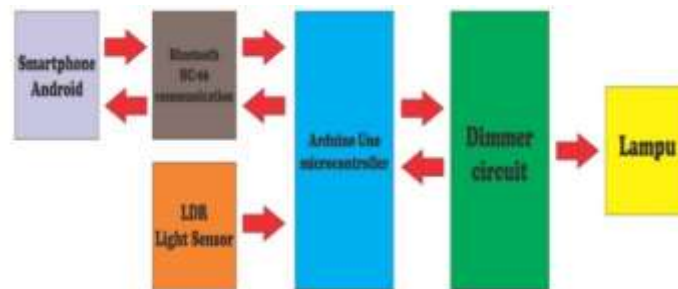
The proposed system is built on the concept of dimmer circuit that controls the light according the ambient condition and uses various sensors for doing so, such as LDR for light detection and atmosphere light monitoring , IR sensors for detecting the motion of the object and load management, the microcontroller AT89S52 for controlling the working of hardware equipment and also to enable the WIFI connectivity for implementing the IOT application , ESP8266 node MCU is used for connecting the circuit to the internet and controlling the circuit through the mobile application however we can use any Arduino for development of the virtual circuit ,but node mcu has the hardware advantage which makes the circuit faster and compact some other equipment that are used are LED, Resistors ,Capacitors etc.



The future domains and uses of the given system are as follows:


- **Home Automation:** The given system can be used in home automation as in this fast-growing world every person is aiming to achieve comfort and dependency on machines and technology is growing leaps and bounds and hence the scope the proposed system is widely in vision. the household with kids can be the bigger market for the system as it can used in their monitoring whenever the child comes in room the light will turn on and can also be compiled with camera for parents to

keep an eye on them from anywhere. The second major use the system is for older people the house or the bed ridden member of the house that cannot be able to move himself, this system can be equipped with camera and some other sensors such as mq7 for temperature monitoring and supervenience cost of the electricity is major concern these days which can also be reduced using the system as unnecessary use of electricity is avoided.



- **Streetlight:** one of the major use the proposed system is road monitoring and safety since streetlight are the big use and modern application of the system streetlight with sensors like mq7, IR sensor, LDR for temperature monitoring ,motion detection and light monitoring this

can be big change in road safety as in case of any emergency situation fire alarm is enabled and with the help of IOT application this system can be controlled from anywhere



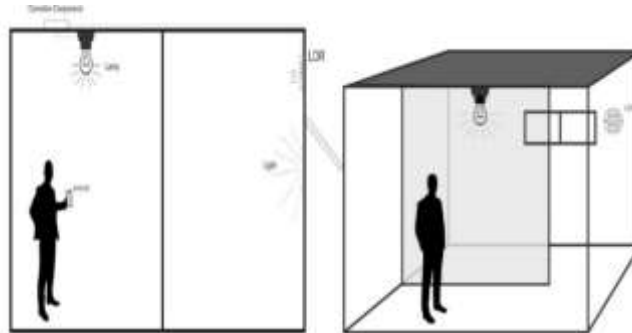
- **Corporate and hospitality:** - System can also be implemented in the offices and hotels for electricity bill

monitoring and building the gap between virtual world and analog world this system equipped with sensors for



alarming and monitoring IOT enablers such as node mcu and Arduino is added to enhance the connectivity

and application



CONCLUSION

The paper has presented a modified wireless home lighting system for residential buildings. The new approach aids in troubleshooting two main types of faults that usually occur in the system, that is, fault in the power supply and fault due to damage in the AC lamp. This was realized with the aid of a current sensor and an LDR. Modifying the wireless lighting system with these two types of sensors will make troubleshooting easy and effective when the need arises..

REFERENCES

1. Brand, S, *How Buildings Learn*, New York, Viking, 1994.
2. R.E. Grinter, N. Ducheneaut, W.K. Edwards, M. Newman, "The work to make a home network work," in *Proc. of Ninth European Conference on Computer-Supported Cooperative Work (ECSCW 05)*, pp. 469-488, 2005.
3. M. Chetty, J.-Y. Sung, R. E. Grinter, "How Smart Homes Learn: The Evolution of the Networked Home and Household," *Lecture Notes in Computer Science*, vol. 4717, pp. 127-144, 2007.
4. Greichen, J.J., "Value based home automation or today's market," *IEEE Transactions on Consumer Electronics*, vol. 38, no. 3, pp.34-38, Aug. 1992.
5. "The X10 Specification," X-10 (USA) Inc., 1990.
6. "ZigBee Specifications," ZigBee Alliance, version 1.0 r13, Dec. 2006.
7. "LonTalk Protocol Specification Version 3.0," Echelon Co, 1994.
8. "EIA-600 CEBus Standard Specification," EIA, 1992.
9. A.J. Bernheim Brush, B. Lee, R. Mahajan, S. Agarwal, S. Saroiu, C. Dixon, "Home automation in the Wild: Challenges and Opportunities," in *CHI '11 Proceedings of the SIGCHI Conference on Human Factors in Computing Systems*, pp. 2115-2124, 2011.
10. K. Madhuri, B. L. Sai, B. S. Sirisha, "A Home Automation System Design Using Hardware Descriptive Tools," *International Journal of Engineering Research & Technology*, vol. 2, no. 7, Jul. 2013.
11. E.M.C Wong, "A Phone-Based Remote Controller for Home and Office Automation," *IEEE Transactions on Consumer Electronics*, vol. 40, no. 1, pp.28-34, Feb. 1994.
12. A. ElShafee, K. A. Hamed, "Design and Implementation of a WiFi Based home automation System," *World Academy of Science, Engineering and Technology*, vol. 6, 2012.
13. M. Danaher, D. Nguyen, "Mobile Home Security with GPRS," in *proceedings of the 8th International Symposium for Information Science*, Oct. 2002.
14. A. Alheraish, "Design and Implementation of Home Automation System," *IEEE Transactions on Consumer Electronics*, vol. 50, no. 4, pp.1087-1092, Nov. 2004.
15. V. Singhvi, A. Krause, C. Guestrin, James H. Garrett Jr., H. Scott Matthews, "Intelligent Light Control using Sensor Networks," in *Proceedings of the 3rd international conference on Embedded networked sensor systems, SenSys '05*, pp. 218-229, 2005. Article (CrossRef Link)
16. A. Gaddam, "Development of a Bed Sensor for an Integrated Digital Home Monitoring System," *IEEE International Workshop on Medical Measurements and Applications*, pp. 33-38, May 2008.